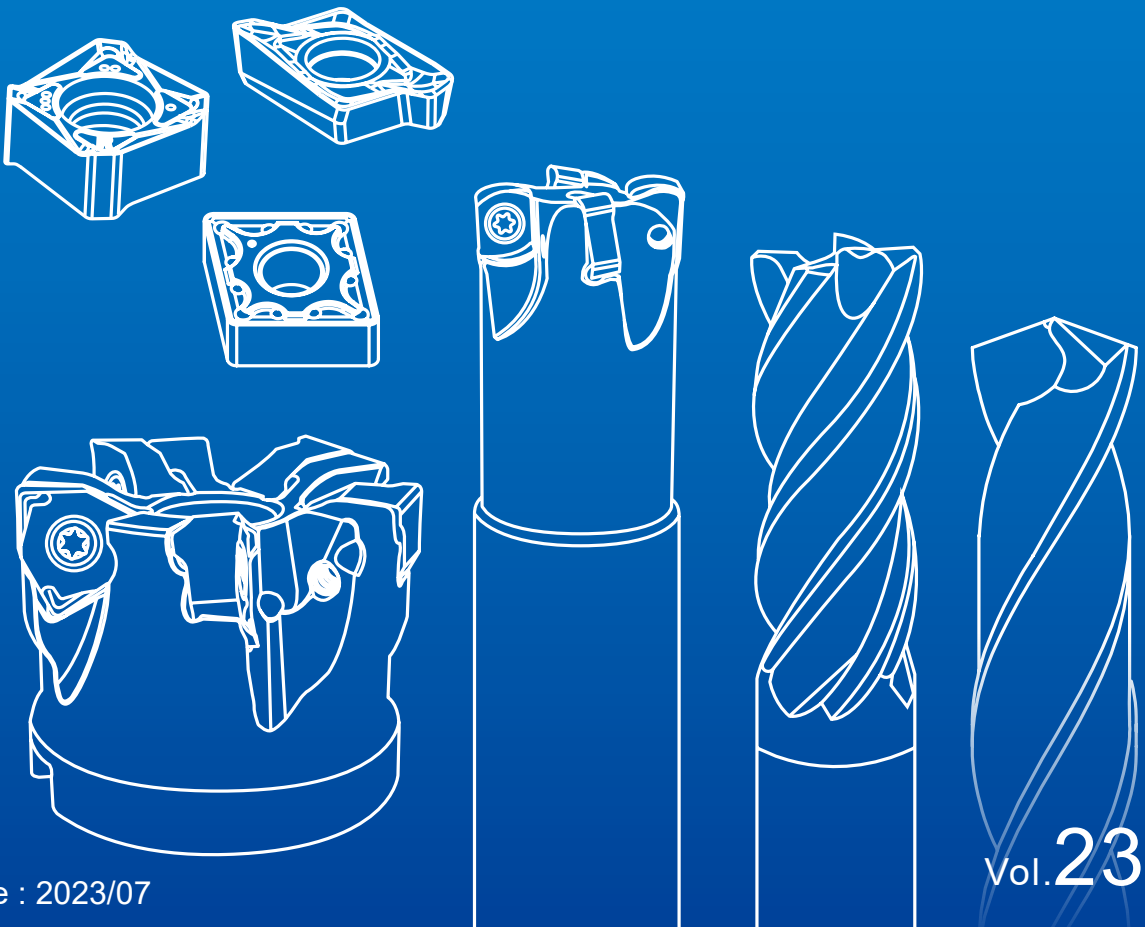




Winstar Cutting Tools

萬事達切削刀具

2023 A



Vol. **23A**


Update : 2023/07

About WINSTAR 關於萬事達

Winstar Cutting Technologies Corp. is an integrated manufacturer of indexable inserts and solid carbide tools in Taiwan.

We have developed the innovative technologies such as pressing, sintering, grinding and coating. Tool category covers milling, turning and drilling.

The excellent quality tools are created for the industries of aircraft, medical, energy, die & mold, automotive and machinery...etc.

Our brand  have been distributed in the markets of Europe, America, Oceania and Asia all around the world.

We believe in providing the exceptional products and building long terms relationship with our valuable customers are the keys to success. Hand in hand we will be growing together in this family.

萬事達切削科技建立了兩條一體化生產線，包含捨棄式刀片及全鎢鋼刀具，從設計至生產均在台灣工廠完成。採用歐美日先進設備及重要先端技術，包括沖壓、燒結、研磨和塗層等。

優良刀具的類別涵蓋銑、車及鑽三大領域。可用於航太、醫療、能源、模具、汽車及機械等行業。

萬事達的品牌  已銷往歐洲、美洲、大洋洲和亞洲等世界各地 32 個國家。

我們相信，提供卓越的產品並與珍貴的客戶建立長期合作關係是成功的關鍵。我們期待與您攜手並進，共同成長。

Inserts Manufacturing Line 捨棄式刀片生產線



3D design
刀片 3D 設計



Powder
粉末選用




Pressing
自動化沖壓




H.I.P Sintering
加壓燒結



Grinding
自動化研磨

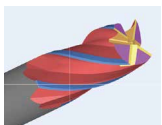


Coating
多層膜結構



Inspection
光學檢驗

Solid Carbide Tools Manufacturing Line 全鎢鋼刀具生產線



Endmill 3D design
銑刀 3D 設計



Drill 3D design
鑽頭 3D 設計



Wheel Setting
砂輪設定



5-axis Grinding
5 軸研磨



Coating
真空鍍膜



Inspection
光學檢驗



Testing
測試































Contents


















內容







	Indexable Milling	捨棄式銑刀	A001 ~ A162
	Milling Inserts	銑刀片	
	Shoulder Milling	方肩銑削	
	High Feed Milling	高進給銑削	
	Face Milling	面銑削	
	Copy Milling	仿形銑削	
	Engraving / Chamfering	雕刻倒角銑削	
	Tooling System	刀具系統	
	Solid Carbide Endmills	全鎢鋼銑刀	B001 ~ B276
	For General Purpose	泛用銑刀	
	For High Hardened Steel	高硬度鋼用銑刀	
	For Exotic Material	不鏽鋼及高溫合金用銑刀	
	For Non-Ferrous Material	非鐵金屬用銑刀	
	For Deep Milling : Modular Endmills	深加工：模組化銑刀	
	For Threading : Thread Endmills	銑牙加工：銑牙刀	
	For Profiling : Barrel Endmills	曲面加工：酒桶銑刀	
	Turning	車削刀具	C001 ~ C138
	Turning Tools	車削刀具	
	Grooving & Parting Tools	切槽及切斷刀具	
	Thread Turning Tools	車牙刀具	
	Auto Lathe Tools	自動車床刀具	
	Holemaking	鑽削刀具	D001 ~ D093
	Solid Carbide Drills	全鎢鋼鑽頭	
	Indexable Drilling Tools	捨棄式鑽頭	
	Solid Carbide Reamers	全鎢鋼鉸刀	
	Indexable Boring Tools	捨棄式搪孔刀	
	Solid Carbide Taps	全鎢鋼絲攻	












· Cutters & Inserts Index	· 銑刀桿及刀片索引	A002
· Insert Grades & Chipbreakers	· 銑刀片材質及斷屑槽介紹	A021
· Selection Guide	· 選擇指南	A023
· Shoulder Milling CXAN, CXSN, CXXN, CAPK, CART, CASP, CATP, CAXO, CBAP, CR39, CR49, CWEX, CWMM	· 方肩銑刀	A026
· High Feed Milling CXBN, CXLN, CXLO, CXWN, CALP, CAJX, CASR, CF23	· 高進給銑刀	A064
· Face Milling CXHM, CXSN, CAOF, CASE, CASX, CR24	· 面銑刀	A088
· Copy Milling CARD, CARP, CF21, CF22, CGWV	· 仿形銑刀	A103
· Engraving / Chamfering DTS60, DTS90, CSPC	· 雕刻倒角銑刀	A121
· Helical Milling CAPH, CBAH, C39H	· 玉米粗銑刀	A130
· Disc Milling CSPT, CRDT, CRPT, CSPD	· 三面刃銑刀	A138
· Tooling System Carbide Adapter BT / HSK Adapter BT / HSK Face Milling Holder	· 刀具系統 鎢鋼抗震刀桿	A147
	BT / HSK 鎖牙式刀柄	A152
	BT / HSK 面銑刀柄	A154
· Technical Data Milling Inserts Grade Comparison Troubleshooting in Insert	· 技術資料 銑刀片材質比較表	A158
	刀片加工異常原因及對策	A162




Cutter Series		Cutter Range	Inserts	Page
	CXANF	Ø40 ~ Ø100	ANMX15T6	A029
	CXSNE	Ø50 ~ Ø80	SNMX1205	A093
	CXXNE	Ø20 ~ Ø32	XNMX0403	A031
	CXXNM	Ø17 ~ Ø32	XNMX0403	
	CXXNF	Ø50 ~ Ø125	XNMX0403 / XNMX0806	
	CAPKE	Ø16 ~ Ø32	APKT1003 / APKT1604 / APET1604	A034
	CAPKM	Ø16 ~ Ø32		
	CAPKF	Ø50 ~ Ø125		
	CARTE	Ø10 ~ Ø26	WRT0702 / WRT1003	A037
	CARTM	Ø10 ~ Ø21		
	CASPE	Ø12 ~ Ø40	SPMG..	A039
	CASPF	Ø50 ~ Ø80		
	CATPE	Ø20 ~ Ø40	TPMX1004 / TPMX1505	A042
	CATPM	Ø20 ~ Ø33	TPMX1004	
	CATPF	Ø50 ~ Ø80		
	CAXOE	Ø6 ~ Ø32	XOMT0602 / XOMT10T3	A045
	CAXOM	Ø10 ~ Ø20	XOMT0602	
	CBAPE	Ø16 ~ Ø32	APMT1135 / APMT1604 / APGT1604	A048
	CBAPM	Ø16 ~ Ø33		
	CBAPF	Ø50 ~ Ø80		
	CR39E	Ø16 ~ Ø32	W39011T3	A052
	CR39M	Ø16 ~ Ø32		
	CR39F	Ø40 ~ Ø100		
	CR49E	Ø20 ~ Ø25	W49008T3	A055
	CR49F	Ø40 ~ Ø80	W49008T3 / W4901404	
	CWEXE	Ø16 ~ Ø32	AXMT1235 / AXMT1705	A057
	CWEXF	Ø50 ~ Ø100		
	CWMMD	Ø20 ~ Ø40	APMT1035 / APMT1605	A059
	CWMME	Ø10 ~ Ø50	APMT1035 / APMT1605	
	CWMMF	Ø50 ~ Ø80	APMT1035 / APMT1605	

Cutter Series		Cutter Range	Inserts	Page
	CXBNE	Ø15 ~ Ø32	BNMX0603 / BNMX0904	A066
	CXBNM	Ø16 ~ Ø42		
	CXBNF	Ø40 ~ Ø100		
	CXLNE	Ø16 ~ Ø32	LNMX0303	A070
	CXLNM	Ø17 ~ Ø32		
	CXLNF	Ø50		
	CXLOE	Ø16 ~ Ø35	LOGX0303	A073
	CXLNM	Ø17 ~ Ø35		
	CXLOF	Ø50		
	CXWNE	Ø25 ~ Ø32	WNMX09T3	A076
	CXWNF	Ø50 ~ Ø160	WNMX09T3 / WNMX1305	
	CALPE	Ø8 ~ Ø16	LPGX0102	A079
	CAJXE	Ø32	JDMW1204	A082
	CAJXF	Ø50 ~ Ø100	JDMW1204 / JDMW1405	
	CASRF	Ø50 ~ Ø80	SDNW1205 / SDMT1205	A084
	CF23E	Ø32 ~ Ø50	WP26339 / WP26379	A086
	CF23F	Ø50 ~ Ø160	WP26379	






Cutter Series		Cutter Range	Inserts	Page
	CXHNF	Ø50 ~ Ø100	HNMX0704	A090
	CXSNF	Ø50 ~ Ø202.9	SNMX1205 / ONMX0505	A092
	CAOFF	Ø50 ~ Ø100	OFMT05T3	A095
	CASEF	Ø50 ~ Ø100	SEKT1204 / SEKW1204	A097
	CASXF	Ø50 ~ Ø315	SEET13T3 / SEMT13T3	A099
	CR24F	Ø50 ~ Ø315	W245-12T3	A101

Cutter Series		Cutter Range	Inserts	Page
	CARDE	Ø10 ~ Ø35	RDKW0501 / RDKW0702 RDMT1003 / RDMX1003 RDMT10T3 / RDMW10T3 RDMT1204 / RDMW1204	A104
	CARDM	Ø12 ~ Ø35	RDKW0501 / RDKW0702 RDMT1003 / RDMX1003 RDMT10T3 / RDMW10T3	
	CARDF	Ø50 ~ Ø100	RDMT1003 / RDMX1003 RDMT10T3 / RDMW10T3 RDMT1204 / RDMW1204 RDMT1604 / RDMW1604	
	CARPE	Ø16 ~ Ø35	RPMT08T2 RPMW1003 RPMT10T3 RPMT1204 / RPMW1204	A110
	CARPF	Ø50 ~ Ø80	RPMT10T3 RPMT1204 / RPMW1204	
	CF21E	Ø10 ~ Ø32	WP32..	A114
	CF21M	Ø10 ~ Ø32		
	CF22M	Ø25 ~ Ø50	WP26339 / WP26379	A117
	CGWV	Ø16	WPBC16..	A119





Engraving / Chamfering 雕刻倒角銑刀

Cutter Series	Cutter Range			Inserts	Page
					
DTS60	Ø0.2 ~ Ø3	-	-	DCEX11T3	A122
DTS90	Ø0.8 ~ Ø20	-	Ø0.8 ~ Ø11	SCGX / SCMX09T3 TCGX / TCMX16T3	A124
CSPC	Ø11 ~ Ø50	-	-	SPMG...	A128

Helical Milling 玉米粗銑刀

Cutter Series		Cutter Range	Inserts	Page
	CAPHE	Ø20 ~ Ø32	APKT1003	A131
	CAPHM	Ø50 ~ Ø63	APKT1604 / APET1604	
	CBAHE	Ø20 ~ Ø50	APMT1135 / APMT1604 / APGT1604	A133
	CBAHM	Ø50 ~ Ø63	APMT1604 / APGT1604	
	C39HE	Ø25 ~ Ø32	W39011T3	A136

Disc Milling 三面刃銑刀

Cutter Series		Cutter Range	Inserts	Page
	CSPTE	Ø19 ~ Ø40	SPMG...	A139
	CRDTE	Ø26 ~ Ø50	RDkW0501 / RDkW0620 / RDkW0702 / RPMT10T3	A141
	CSPDE	Ø80 ~ Ø200	SPMG...	A143
	CSPDF	Ø80 ~ Ø125		

Milling Insert Index - A Style 銑刀片索引

Inserts	Designation	Double Sided	Grade No.						Dimensions (mm)						Drawing	Cutter Page			
			PVD			CVD			A	B	S	r	d1	t1					
			CX23AX	CX32HS	CX33TX	CX43TX	CX37TA	CX47TA									CX10		
	ANMX15T608-MG	●		✓	✓	✓	✓	✓				16.1	10	6.88	0.8	4.65	1.9		A029
	APKT100304PDER-SG		✓									10.5	6.7	3.5	0.4	2.8	-		A034
	APKT100304PDER-MG		✓	✓	✓	✓						10.5	6.7	3.5	0.4	2.8	-		
	APKT100308PDER-MG		✓	✓	✓	✓						10.5	6.7	3.5	0.8	2.8	-		
	APKT100304PDER-RG			✓	✓							10.5	6.7	3.5	0.4	2.8	-		
	APET160402PDFR-AL								✓			16.3	9.525	4.76	0.2	4.5	-		
	APET160404PDFR-AL								✓			16.3	9.525	4.76	0.4	4.5	-		
	APET160402PDFR-FG		✓									16.3	9.525	4.76	0.2	4.5	-		
	APET160404PDFR-FG		✓									16.3	9.525	4.76	0.4	4.5	-		
	APKT160408PDER-MG		✓	✓	✓	✓						16.3	9.525	5.25	0.8	4.5	-		
	APKT160408PDER-RG		✓	✓	✓	✓						16.3	9.525	5.25	0.8	4.5	-		
	APKT170516PEER-RG		✓	✓	✓	✓						18.5	10.7	5.56	1.6	4.5	-		-
	APMT103508PDER-RG		✓	✓	✓	✓						10	6.6	3.5	0.8	3	-		A059
	APET160508PDFR-AL								✓			16	9.525	5.56	0.8	4.4	-		
	APMT160508PDER-RG			✓	✓							16	9.525	5.56	0.8	4.4	-		

Indexable Milling

Milling Insert Index - A Style 銑刀片索引

Inserts	Designation	Double Sided	Grade No.						Dimensions (mm)						Drawing	Cutter Page					
			PVD			CVD			A	B	S	r	d1	t1							
			CX23AX	CX32HS	CX43TX	CX37TA	CX47TA	CX10													
	APMT113508PDER-MG		✓	✓	✓	✓						11.0	6.35	3.5	0.8	2.8	-		A048		
	APMT113516PDER-MG		✓	✓	✓	✓						11.0	6.35	3.5	1.6	2.8	-				
	APMT113508PDER-RG		✓	✓	✓	✓						11.0	6.35	3.5	0.8	2.8	-				
	APMT113508PDER-HG			✓	✓	✓						11.0	6.35	3.5	0.8	2.8	-				
	APGT160408PDER-AL								✓			16.5	9.525	4.76	0.8	4.4	-				
	APGT160408PDER-FG		✓									16.5	9.525	4.76	0.8	4.4	-				
	APMT160408PDER-MG		✓	✓	✓	✓		✓				16.5	9.525	4.76	0.8	4.4	-				
	APMT160416PDER-MG			✓	✓	✓						16.5	9.525	4.76	1.6	4.4	-				
	APMT160408PDER-RG		✓	✓	✓	✓						16.5	9.525	4.76	0.8	4.4	-				
	APMT160408PDER-HG		✓	✓	✓	✓						16.5	9.525	4.76	0.8	4.4	-				
	AXMT123508PEER-RG		✓	✓	✓	✓	✓					12.18	6.93	3.58	0.8	3.4	-				A057
	AXMT170508PEER-RG		✓	✓	✓	✓	✓					17.50	10.2	5.56	0.8	4.6	-				
	AXMT170516PEER-RG			✓	✓	✓	✓					17.50	10.2	5.56	1.6	4.6	-				

Milling Insert Index - B ~ H Style 銑刀片索引

Inserts	Designation	Double Sided	Grade No.						Dimensions (mm)						Drawing	Cutter Page			
			PVD			CVD			A	B	S	r	d1	t1					
			CX23AX	CX32HS	CX33TX	CX43TX	CX37TA	CX47TA									CX10		
	BNMX0603-SG	●	✓	✓	✓	✓						9.0	6.38	3.75	-	3.2	-		A066
	BNMX0603-MG	●	✓	✓	✓	✓	✓	✓				9.0	6.38	3.75	-	3.2	-		
	BNMX0603-RG	●	✓	✓	✓	✓	✓	✓				9.0	6.38	3.75	-	3.2	-		
	BNMX0904-MG	●	✓	✓	✓	✓	✓	✓				11.9	9.18	4.8	-	4.2	-		
	CPMT090308-MG			✓								9.525	-	3.18	0.8	4.4	-		-
	CPMT120408-MG			✓								12.7	-	4.76	0.8	5.5	-		-
	DCEX11T301-SG			✓								-	-	-	0.1	-	-		A122
	DCEX11T302-SG			✓								-	-	-	0.2	-	-		
	DCEX11T304-SG			✓								-	-	-	0.4	-	-		
	DCEX11T301			✓								-	-	-	0.1	-	-		A122
	DCEX11T302			✓								-	-	-	0.2	-	-		
	DCEX11T304			✓								-	-	-	0.4	-	-		
	DCEX11T308			✓								-	-	-	0.8	-	-		
	HNMX0704-SG	●		✓	✓	✓		✓				6.8	12.7	4.45	1.2	4.9	1.4		A090

Indexable Milling

Milling Insert Index - I ~ O Style 銑刀片索引

Inserts	Designation	Double Sided	Grade No.						Dimensions (mm)						Drawing	Cutter Page			
			PVD			CVD			A	B	S	r	d1	t1					
			CX23AX	CX32HS	CX33TX	CX43TX	CX37TA	CX47TA									CX10		
	JDMT150508R-MG			✓	✓	✓						15.1	9.12	5.0	0.8	4.5	-		-
	JDMW120420ZDSR-MG		✓	✓	✓	✓						2.5	12.0	4.76	2.0	4.75	-		A082
	JDMW120420ZDSR-RG		✓	✓	✓	✓	✓					2.5	12.0	4.76	2.0	4.75	-		
	JDMW140520ZDSR-MG			✓	✓							2.8	14.0	5.56	2.0	5.75	-		
	JDMW140520ZDSR-RG			✓	✓		✓					2.8	14.0	5.56	2.0	5.75	-		
	JDMT140520ZDSR-MG			✓	✓	✓						2.8	14.0	5.56	2.0	5.75	-		
	LNMX0303-SG	●	✓	✓	✓	✓						11.59	6.0	4.29	-	2.85	-		
	LNMX0303-MG	●	✓	✓	✓	✓						11.59	6.0	4.29	-	2.85	-		
	LOGX030310-SG	●		✓	✓	✓						11.9	6.2	3.96	-	3.45	-		A073
	LOGX030310-MG	●		✓	✓	✓						11.9	6.2	3.96	-	3.45	-		
	LPGX0102-SG				✓	✓						6.26	4.19	2.19	1.0	2.2	-		A079
	LPGX0102-MG				✓	✓						6.26	4.19	2.19	1.0	2.2	-		
	OFMT05T3TN-SG			✓	✓							12.7	-	3.8	0.6	4.6	-		A095
	OFMT05T3TN-MG			✓	✓							12.7	-	3.8	0.6	4.6	-		
	OFMT05T3TN-RG			✓	✓	✓						12.7	-	3.8	0.6	4.6	-		

Milling Insert Index - O ~ R Style 銑刀片索引

Inserts	Designation	Double Sided	Grade No.						Dimensions (mm)						Drawing	Cutter Page
			PVD			CVD			A	B	S	r	d1	t1		
			CX23AX	CX32HS	CX33TX	CX43TX	CX37TA	CX47TA								
	ONMX0505-MG	●	✓	✓	✓				12.7	5.0	6.4	-	6	-		A092
	ONMX0505-RG	●	✓	✓	✓	✓	✓		12.7	5.0	6.4	-	6	-		
	RCMT1204MOE-FG		✓	✓					12	-	4.76	6	4.2	-		-
	RCMT1204MOT-FG		✓	✓					12	-	4.76	6	4.2	-		
	RDKW0501MOE		✓	✓	✓				5	-	1.59	2.5	2.2	-		A104
	RDKW0620MOE			✓	✓				6	-	1.99	3	2.6	-		
	RDKW0702MOE		✓	✓	✓	✓			7	-	2.38	3.5	2.8	-		
	RDMT1003MOE		✓	✓	✓	✓			10	-	3.18	5	3.9	-		
	RDMT1003MOT		✓	✓	✓	✓			10	-	3.18	5	3.9	-		
	RDMX1003MOE		✓	✓	✓	✓			10	-	3.18	5	4.15	-		
	RDMX1003MOT		✓	✓	✓	✓			10	-	3.18	5	4.15	-		
	RDMT10T3MOE		✓	✓	✓	✓			10	-	3.97	5	4.5	-		
	RDMT10T3MOT		✓	✓	✓	✓			10	-	3.97	5	4.5	-		
	RDMW10T3MOE			✓	✓				10	-	3.97	5	4.5	-		
	RDMW10T3MOT			✓	✓				10	-	3.97	5	4.5	-		
	RDMT12T3MOE		✓	✓	✓		✓		12	-	3.97	6	4.1	-		
	RDMT12T3MOT		✓	✓	✓				12	-	3.97	6	4.1	-		

Milling Insert Index - R Style 銑刀片索引

Inserts	Designation	Double Sided	Grade No.						Dimensions (mm)						Drawing	Cutter Page				
			PVD			CVD			A	B	S	r	d1	t1						
			CX23AX	CX32HS	CX33TX	CX43TX	CX37TA	CX47TA									CX10			
	RDMX12T3MOE		✓	✓	✓	✓						12	-	3.97	6	4.1	-		A104	
	RDMX12T3MOT		✓	✓	✓	✓						12	-	3.97	6	4.1	-			
	RDHT1204MOE			✓	✓							12	-	4.76	6	4.4	-			
	RDHT1204MOT			✓	✓							12	-	4.76	6	4.4	-			
	RDMT1204MOE		✓	✓	✓	✓						12	-	4.76	6	4.4	-			
	RDMT1204MOT		✓	✓	✓	✓						12	-	4.76	6	4.4	-			
	RDMW1204MOE			✓	✓	✓						12	-	4.76	6	4.4	-			
	RDMW1204MOT		✓	✓	✓	✓	✓						12	-	4.76	6	4.4			-
	RDMT1604MOT		✓	✓	✓	✓						16	-	4.76	8	5.5	-			
	RDMW1604MOT		✓	✓	✓	✓	✓						16	-	4.76	8	5.5			-
	RPMT08T2MOE			✓	✓	✓						8	-	2.78	4	3.2	-		A110	
	RPMT08T2MOT			✓	✓	✓						8	-	2.78	4	3.2	-			
	RPMW1003MOE			✓	✓	✓						10	-	3.18	5	4.6	-			
	RPMW1003MOT		✓	✓	✓	✓						10	-	3.18	5	4.6	-			
	RPHT10T3MOE					✓						10	-	3.97	5	4.5	-			

Milling Insert Index - R ~ S Style 銑刀片索引

Inserts	Designation	Double Sided	Grade No.							Dimensions (mm)						Drawing	Cutter Page				
			PVD				CVD			A	B	S	r	d1	t1						
			CX13TX	CX23AX	CX32HS	CX33TX	CX43TX	CX37TA	CX47TA												
																		-	CX10		
	RPMT10T3MOE				✓	✓	✓					10	-	3.97	5	4.5	-		A110		
	RPMT10T3MOT				✓	✓	✓					10	-	3.97	5	4.5	-				
	RPHT1204MOE				✓	✓	✓					12	-	4.76	6	4.3	-				
	RPHT1204MOT				✓	✓						12	-	4.76	6	4.3	-				
	RPMT1204MOE				✓	✓	✓	✓				12	-	4.76	6	4.3	-				
	RPMT1204MOT				✓	✓	✓	✓				12	-	4.76	6	4.3	-				
	RPMW1204MOE					✓	✓	✓				12	-	4.76	6	4.3	-				
	RPMW1204MOT					✓	✓	✓				12	-	4.76	6	4.3	-				
	SCGX09T304-AG								✓			-	-	-	0.4	-	-				A124
	SCGX09T304-FG		✓									-	-	-	0.4	-	-				
	SCMX09T304-SM				✓							-	-	-	0.4	-	-				
	SDMX05T104-FG		✓			✓						-	-	-	0.4	-	-				
	SDMX11T308-SG						✓					-	-	-	0.8	-	-				

Indexable Milling

Milling Insert Index - S Style 銑刀片索引

Inserts	Designation	Double Sided	Grade No.						Dimensions (mm)						Drawing	Cutter Page		
			PVD			CVD			A	B	S	r	d1	t1				
			CX23AX	CX32HS	CX33TX	CX43TX	CX37TA	CX47TA									CX10	
	SDMT1205ZDSN-MG		✓	✓	✓	✓					12.7	-	5.56	15	4.6	-		A084
	SDMT1205ZDTN-MG		✓	✓	✓	✓					12.7	-	5.56	15	4.6	-		
	SDMT1205ZDTN-RG		✓	✓	✓	✓					12.7	-	5.56	15	4.6	-		
	SDNW1205ZDSN-MG			✓	✓						12.7	-	5.56	15	4.6	-		
	SDNW1205ZDTN-RG		✓	✓	✓	✓	✓				12.7	-	5.56	15	4.6	-		
	SEET1204AFFN-AL								✓		12.7	-	4.76	0.8	5.5	-		A097
	SEET1204AFFN-FG		✓								12.7	-	4.76	0.8	5.5	-		
	SEKT1204AFEN-MG			✓	✓						12.7	-	4.76	0.8	5.5	-		
	SEKT1204AFTN-RG			✓	✓	✓					12.7	-	4.76	0.8	5.5	-		
	SEKW1204AFEN			✓	✓	✓					12.7	-	4.76	0.8	5.5	-		
	SEKW1204AFTN			✓	✓		✓				12.7	-	4.76	0.8	5.5	-		
	SEMR1203AFSN-RG			✓	✓						12.7	1.6	3.18	1	2	-		
	SEET13T3AGFN-AL								✓		13.4	1.9	3.97	1.5	4.2	-		A099
	SEET13T3AGFN-FG		✓								13.4	1.9	3.97	1.5	4.2	-		

Milling Insert Index - S ~ T Style 銑刀片索引

Inserts	Designation	Double Sided	Grade No.						Dimensions (mm)						Drawing	Cutter Page		
			PVD			CVD			A	B	S	r	d1	t1				
			CX23AX	CX32HS	CX33TX	CX43TX	CX37TA	CX47TA									CX10	
	SEMT13T3AGEN-MG		✓	✓	✓	✓												
	SEMT13T3AGTN-MG		✓	✓	✓	✓											A099	
	SEMT13T3AGTN-RG			✓	✓	✓												
	SNMX1205-MG	●	✓	✓	✓	✓	✓	✓								A092		
	SNMX1205-RG	●	✓	✓	✓	✓	✓											
	SPMG050204-MG			✓	✓	✓											A039 A128 A139 A143	
	SPMG060204-MG			✓	✓	✓												
	SPMG07T308-MG			✓	✓	✓												
	SPMG090408-MG			✓	✓	✓												
	SPMG090408-RG			✓	✓	✓												
	SPMG110408-MG			✓	✓	✓												
	SPMG110408-RG			✓	✓	✓												
	SPMN120308			✓														-
	TCMX16T308-SM			✓														A125
	TPKR1603PPR-MG			✓	✓													-
	TPKR1603PPR-RG			✓	✓	✓												

Indexable Milling

Milling Insert Index - T ~ W Style 銑刀片索引

Inserts	Designation	Double Sided	Grade No.						Dimensions (mm)						Drawing	Cutter Page			
			PVD			CVD			A	B	S	r	d1	t1					
			CX23AX	CX32HS	CX33TX	CX43TX	CX37TA	CX47TA									CX10		
	TPMX100404-SG			✓	✓						6.9	-	4	0.4	3	-		A042	
	TPMX100408-SG			✓	✓						6.9	-	4	0.8	3	-			
	TPMX100408-MG		✓	✓	✓	✓					6.9	-	4	0.8	3	-			
	TPMX150508-MG		✓	✓	✓	✓					10.7	-	5	0.8	4.85	-			
	W245-12T3-AL																✓		A101
	W245-12T3-FG		✓								13.4	1.9	3.97	1.5	4.2	-			
	W245-12T3-MG		✓	✓	✓	✓	✓	✓			13.4	1.9	3.97	1.5	4.2	-			
	W245-12T3-HG			✓	✓	✓	✓	✓			13.4	1.9	3.97	1.5	4.2	-			
	W39011T308-SG		✓	✓	✓	✓					11	6.9	3.59	0.8	2.8	-		A052	
	W39011T308-MG		✓	✓	✓	✓	✓	✓			11	6.9	3.59	0.8	2.8	-			
	W39011T320-MG		✓	✓	✓	✓	✓	✓			11	6.9	3.59	2.0	2.8	-			
	W390170408-MG			✓	✓	✓	✓	✓			15.7	9.6	4.76	0.8	4.1	-			
	W390180612-SG			✓	✓	✓	✓	✓			15.4	11	6.33	1.2	4.2	-			A055
	W49008T308-SG			✓	✓	✓	✓				5.6	8.5	3.3	0.8	2.8	1.2			
	W490140408-SG				✓	✓	✓				10.3	13.8	3.9	0.8	4.1	2.0			
	W490140408-MG			✓	✓	✓	✓	✓	✓		10.3	13.8	3.9	0.8	4.1	2.0			

Milling Insert Index - W Style 銑刀片索引

Inserts	Designation	Double Sided	Grade No.							Dimensions (mm)						Drawing	Cutter Page	
			PVD				CVD		-	A	B	S	r	d1	t1			
			CX13TX	CX23AX	CX32HS	CX33TX	CX43TX	CX37TA	CX47TA									CX10
	WNMX09T316-MG	●	✓	✓	✓	✓	✓				9.525	-	3.97	1.6	3.6	-		A076
	WNMX09T316-RG	●	✓	✓	✓	✓	✓				9.525	-	3.97	1.6	3.6	-		
	WNMX130516-MG	●	✓	✓	✓	✓	✓	✓			12.7	-	6.02	1.6	4.7	-		
	WP26339R14-RG		✓	✓	✓	✓					-	9.52	3.97	1.2	4.4	-		A086
	WP26379R25-RG		✓	✓	✓	✓					1.1	13	5.56	2.0	5.5	-		A117
	WP3210-SM		✓	✓							10	5	2.5	-	4	-		
	WP3212-SM		✓	✓							12	6	2.5	-	5	-		
	WP3216-SM		✓	✓							16	6	3	-	5	-		
	WP3220-SM		✓	✓							20	6	3	-	5	-		
	WP3225-SM		✓	✓							25	9	4	-	6	-		
	WP3232-SM		✓	✓							32	10	5	-	8	-		
	WP3210-MM		✓	✓							10	5	2.5	-	4	-		
	WP3212-MM		✓	✓							12	6	2.5	-	5	-		
	WP3216-MM		✓	✓							16	6	3	-	5	-		
	WP3220-MM		✓	✓							20	6	3	-	5	-		
	WP3225-MM		✓	✓							25	9	4	-	6	-		
	WP3232-MM		✓	✓							32	10	5	-	8	-		

Indexable Milling

Milling Insert Index - W ~ X Style 銑刀片索引

Inserts	Designation	Double Sided	Grade No.						Dimensions (mm)						Drawing	Cutter Page		
			PVD			CVD			A	B	S	r	d1	t1				
			CX23AX	CX32HS	CX33TX	CX43TX	CX37TA	CX47TA									CX10	
	WPBC1605-MM				✓	✓					16	6	3	0.5	5	16		A119
	WPBC1610-MM				✓	✓					16	6	3	1.0	5	16		
	WPBC1613-MM					✓					16	6	3	1.3	5	16		
	WPBC1620-MM					✓					16	6	3	2.0	5	16		
	WPBC1630-MM					✓					16	6	3	3.0	5	16		
	WPMW080615ZPSR-MG			✓	✓						8	12.87	6.35	1.5	5.5	-		-
	WPMW080615ZPSR-RG			✓	✓		✓				8	12.87	6.35	1.5	5.5	-		
	WRT070204-RG		✓	✓	✓	✓					4.30	6.4	2.38	0.4	2.2	1.3		A037
	WRT100308-MG		✓	✓	✓	✓					6.35	9.3	3.4	0.8	2.9	1.8		
	WRT100308-RG		✓	✓	✓	✓					6.35	9.3	3.4	0.8	2.9	1.8		
	XDMT11T308-MG				✓	✓					10.6	6.8	3.8	0.8	2.8	1.4		-
	XNMx040304-SG	●	✓	✓	✓						6.7	-	3.285	0.4	3.15	-		A031
	XNMx040304-MG	●	✓	✓	✓						6.7	-	3.285	0.4	3.15	-		
	XNMx040308-MG	●	✓	✓	✓	✓					6.7	-	3.285	0.8	3.15	-		
	XNMx080608-MG	●	✓	✓	✓	✓	✓	✓			12.53	-	6.5	0.8	4.5	-		
	XNMx080608-RG	●		✓	✓	✓	✓	✓			12.53	-	6.5	0.8	4.5	-		

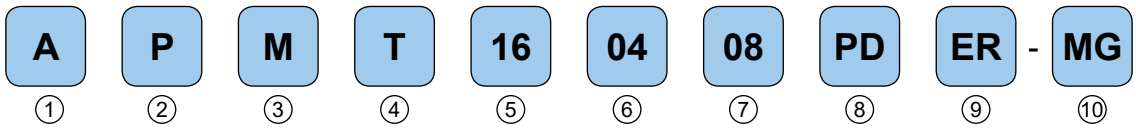
Milling Insert Index - X Style 銑刀片索引

Inserts	Designation	Double Sided	Grade No.						Dimensions (mm)						Drawing	Cutter Page			
			PVD			CVD			A	B	S	r	d1	t1					
			CX23AX	CX32HS	CX33TX	CX43TX	CX37TA	CX47TA									CX10		
	XOMT060208-SG			✓	✓							5.5	4.1	2.45	0.8	2	-		A045
	XOMT060204-MG		✓	✓	✓							5.5	4.1	2.45	0.4	2	-		
	XOMT060208-MG		✓	✓	✓	✓						5.5	4.1	2.45	0.8	2	-		
	XOMT060216-MG		✓	✓	✓	✓						5.5	4.1	2.45	1.6	2	-		
	XOMT10T308-SG			✓	✓	✓						9.3	6.9	3.83	0.8	3	-		
	XOMT10T308-MG			✓	✓	✓	✓	✓				9.3	6.9	3.83	0.8	3	-		
	XOMT120408-MG			✓	✓	✓	✓	✓				11.6	8.2	5.07	0.8	3.9	-		

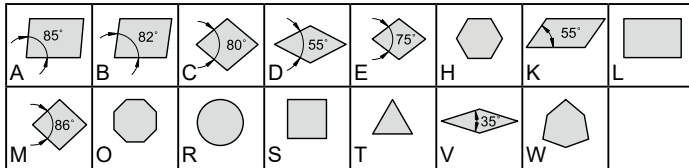
Indexable Milling

Designations for Milling Insert

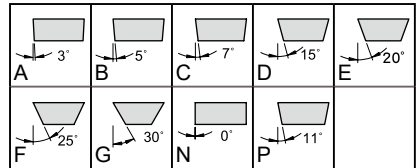
銑刀片型號編碼



① Insert Shape



② Relief Angle



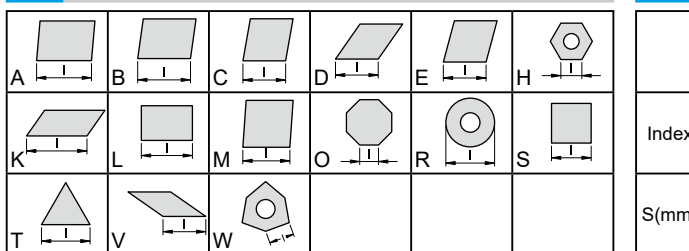
③ Tolerance Class

Tolerance	Range of tolerance												
	A	C	E	F	G	H	J	K	L	M	N	U	
$d \pm$	0.025	0.025	0.025	0.013	0.025	0.013	0.05-0.15	0.05-0.15	0.05-0.15	0.05-0.15	0.05-0.15	0.08-0.25	
$m \pm$	0.005	0.013	0.025	0.005	0.025	0.013	0.005	0.013	0.025	0.08-0.2	0.08-0.2	0.13-0.38	
$s \pm$	0.025	0.025	0.025	0.025	0.05-0.13	0.025	0.025	0.025	0.025	0.05-0.13	0.025	0.13	

④ Insert Features

A	C	F	G	H	J	M	N	Q	R	T	U	W	X
													Special shape

⑤ Edge Length



⑥ Thickness

Index	01	T1	02	03	T3	04	05	06	07	09
S(mm)	1.59	1.98	2.38	3.18	3.97	4.76	5.56	6.35	7.94	9.52

⑦ Corner Radius

02	04	08	16	20	...
0.2R	0.4R	0.8R	1.6R	2.0R	...

⑧ Edge Clearance

A	D	E	F	P	Z				
45°	60°	75°	85°	90°	other				
A	B	C	D	E	F	G	N	P	Z
3°	5°	7°	15°	20°	25°	30°	0°	11°	other

⑨ Cutting Edge & Direction

E	F	T	S	R	N	L
Rounded	Sharp	Chamferd	Chamferd and rounded			

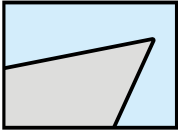
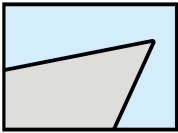
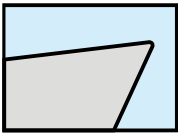
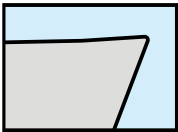
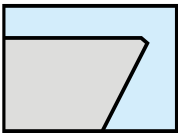
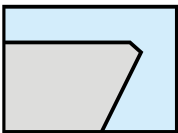
⑩ Chip Breaker Geometry

AL, FG, SG, MF, MG, RG, HG

Milling Insert Grades 銑刀片材質介紹









Grade Type 刀片材質	Properties 屬性	Application 加工特性	Working Material 加工材質						Industry Area 產業應用範圍	Previous Grade 以前的材質	
			P	M	K	N	S	H			
CX13TX (PVD)	<ul style="list-style-type: none"> High wear resistance 高耐磨性 	<ul style="list-style-type: none"> Fine finishing machining 適用於超精加工 	○	○	○			○	●	<ul style="list-style-type: none"> Hardened parts 硬質零件 	CX12HX
CX23AX (PVD)	<ul style="list-style-type: none"> Wear resistance 耐磨性 	<ul style="list-style-type: none"> Continuous finishing machining For hardened steel is 1st recommended 適用於連續穩定精加工 加工高硬度鋼為第一建議 	○	○	○			○	●	<ul style="list-style-type: none"> Mold & Die Hardened parts 模具產業 硬質零件 	CX22HX
CX33TX (PVD)	<ul style="list-style-type: none"> Wear resistance Anti-corrosion 耐磨性 抗腐蝕 	<ul style="list-style-type: none"> Medium to roughing General machining For carbon steel & alloy steel is 1st recommended 適中至粗加工 適合泛用加工 加工碳鋼 & 合金鋼為第一建議 	●	●	●			●	●	<ul style="list-style-type: none"> Mold & Die Automotive Machinery Aerospace 模具產業 汽車零件 機械零件 航太零件 	CX32HS
CX37TA (CVD)	<ul style="list-style-type: none"> Wear resistance Impact resistance 耐磨性 抗衝擊性 	<ul style="list-style-type: none"> Medium to roughing For cast iron is 1st recommended 適中至粗加工 加工鑄鐵為第一建議 	○	○	●			○	○	<ul style="list-style-type: none"> Automotive Machinery 汽車零件 機械零件 	—
CX43TX (PVD)	<ul style="list-style-type: none"> Tough substrate Anti-corrosion 韌性基材 抗腐蝕 	<ul style="list-style-type: none"> Medium to roughing Interrupted machining For stainless steel is 1st recommended 適中至粗加工 適合斷續加工 加工不鏽鋼為第一建議 	●	●	●			●		<ul style="list-style-type: none"> Electronics Medical Aerospace 電子零件 醫療產業 航太零件 	—
CX47TA (CVD)	<ul style="list-style-type: none"> High impact resistance High toughness 高抗衝擊性 高韌性 	<ul style="list-style-type: none"> Roughing Interrupted machining For alloy steel & exotic materials are recommended 適合粗加工 適合斷續加工 加工合金鋼 & 高溫合金均可建議 	●	●	○			●	○	<ul style="list-style-type: none"> Machinery Aerospace Energy 機械零件 航太零件 能源產業 	—
CX10 (Uncoated)	<ul style="list-style-type: none"> Wear resistance 耐磨性 	<ul style="list-style-type: none"> Finishing and medium cutting For aluminum alloy is 1st recommended 適合精加工和中加工 加工鋁合金為第一建議 						●		<ul style="list-style-type: none"> Bike parts Automotive Electronics 自行車零件 汽車零件 電子零件 	—

Indexable Milling









Chip Breaker 斷屑槽		Application 應用
	AL	Large positive rake angle with sharp cutting edge for Non-ferrous materials. 鋒利的大正前角刀口設計，適用於非鐵金屬加工應用
for Aluminum 適用於鋁		
	FG	Large positive rake angle with sharp cutting edge for finishing cutting in steel. 鋒利的大正前角刀口設計，適用於一般鋼料精加工
Finishing 精加工		
	SG (SM)	Sharp geometry design for Semi-finishing cutting in steel, stainless steel and difficult-to-cut material. 鋒利的刀口設計，適用於鋼件、不鏽鋼，及難切削材的半精加工應用
Semi-Finishing 半精加工		
	MG (MM)	Low cutting force for medium cutting in steel, stainless steel and cast iron. 低切削阻力的刀口設計，適用於鋼件、不鏽鋼和鑄鐵的中加工應用
Medium 中加工		
	RG	Strong geometry design for rough cutting in steel, alloy steel and hardened steel. 強壯的刀口設計，適用於鋼件、合金鋼、預硬鋼的粗加工應用
Roughing 粗加工		
	HG	Strong, negative and big chamfering cutting edge for roughing, forging and cast skin. 粗加工的強力刀口設計，適用於鑄件及鍛件
Heavy-Roughing 重粗加工		

Selection Guide 選擇指南

P Steel 鋼









Application 應用	1st Recommendation 第一推薦 (Series · Insert · Grade)	2nd Recommendation 第二推薦 (Series · Insert · Grade)
Shoulder Milling 方肩銑削	CAPK · APKT-MG · CX33TX 	CXXN · XNMX-MG · CX33TX 
High Feed Milling 高進給銑削	CXBN · BNMX-MG · CX33TX 	CXWN · WNMX-MG · CX33TX 
Face Milling 面銑削	CXSN · SNMX-MG · CX33TX 	CASX · SEMT-MG · CX33TX 
Copy Milling 仿形銑削	CF21 · WP32-MM · CX23AX 	CF21 · WP32-MM · CX22HX 

M Stainless Steel 不鏽鋼




Application 應用	1st Recommendation 第一推薦 (Series · Insert · Grade)	2nd Recommendation 第二推薦 (Series · Insert · Grade)
Shoulder Milling 方肩銑削	CR49 · W490-SG · CX43TX 	CAPK · APKT-SG · CX43TX 
High Feed Milling 高進給銑削	CXBN · BNMX-SG · CX43TX 	CXLO · LOGX-SG · CX43TX 
Face Milling 面銑削	CXHN · HNMX-SG · CX43TX 	CASX · SEMT-MG · CX43TX 
Copy Milling 仿形銑削	CF21 · WP32-SM · CX23AX 	CF21 · WP32-MM · CX22HX 

Indexable Milling









K Cast Iron 鑄鐵

Application 應用	1st Recommendation 第一推薦 (Series · Insert · Grade)	2nd Recommendation 第二推薦 (Series · Insert · Grade)
Shoulder Milling 方肩銑削	CAPK · APKT-RG · CX37TA 	CXXN · XNMX-RG · CX37TA 
High Feed Milling 高進給銑削	CXBN · BNMX-RG · CX37TA 	CXWN · WNMX-RG · CX37TA 
Face Milling 面銑削	CXSN · SNMX-RG · CX37TA 	CASX · SEMT-RG · CX37TA 
Copy Milling 仿形銑削	CF21 · WP32-MM · CX23AX 	CF21 · WP32-MM · CX22HX 

N Aluminum alloy & Brass 鋁合金與銅









Application 應用	1st Recommendation 第一推薦 (Series · Insert · Grade)	2nd Recommendation 第二推薦 (Series · Insert · Grade)
Shoulder Milling 方肩銑削	CBAP · APGT-AL · CX10 	—
High Feed Milling 高進給銑削	—	—
Face Milling 面銑削	CASX · SEET-AL · CX10 	CASE · SEET-AL · CX10 
Copy Milling 仿形銑削	—	—

S High Temperature Alloy 高溫合金

Application 應用	1st Recommendation 第一推薦 (Series · Insert · Grade)	2nd Recommendation 第二推薦 (Series · Insert · Grade)
Shoulder Milling 方肩銑削	CAXO · XOMT-SG · CX43TX 	CR39 · W390-SG · CX47TA 
High Feed Milling 高進給銑削	CXBN · BNMX-SG · CX43TX 	CXLO · LOGX-SG · CX43TX 
Face Milling 面銑削	CXHN · HNMX-SG · CX43TX 	CAOF · OFMT-SG · CX43TX 
Copy Milling 仿形銑削	CF21 · WP32-SM · CX23AX 	CF21 · WP32-MM · CX23AX 

Indexable Milling

H Hardened Steel 高硬度鋼

Application 應用	1st Recommendation 第一推薦 (Series · Insert · Grade)	2nd Recommendation 第二推薦 (Series · Insert · Grade)
Shoulder Milling 方肩銑削	CAPK · APKT-RG · CX33TX 	CART · WRT-RG · CX33TX 
High Feed Milling 高進給銑削	CXBN · BNMX-RG · CX33TX 	CASR · SDNW-RG · CX33TX 
Face Milling 面銑削	CASE · SEKW · CX33TX 	CXSN · SNMX-RG · CX33TX 
Copy Milling 仿形銑削	CF21 · WP32-MM · CX23AX 	CF21 · WP32-SM · CX23AX 

CXAN Series



- Use ANMX double-sided inserts with 4 cutting edges.
- Positive rake angle design for lower side cutting forces.
- Max. 15mm depth of cut, cutter diameter 40~100mm.
- 使用 ANMX 雙面銑刀片，4 個可用切削角
- 正前角設計可降低切削力
- 每次最大切深可達 15mm，刀盤直徑 40~100mm

→ Page A029

CXXN Series



- Use XNMX double-sided inserts with 6 cutting edges.
- Economic and high performance shoulder milling application.
- 17~125mm cutter diameter, max. 7mm depth of cut.
- 使用 XNMX 雙面銑刀片，6 個可用切削角
- 經濟與高性能方肩銑應用的最佳解決方案
- 17~125mm 刀桿直徑，最大切削深度可達 7mm

→ Page A031

CAPK Series



- Use APKT inserts with 2 cutting edges.
- Optimized chip breaker for various applications and materials.
- 16~125mm cutter diameter, max. 11mm depth of cut.
- 使用 APKT 銑刀片，2 個可用切削角
- 優化的刀口設計適用於各種加工應用和材料
- 16~125mm 刀桿直徑，最大切削深度可達 11mm

→ Page A034

CART Series



- Use WRT inserts with 2 cutting edges.
- Strong chip breaker provides well ramping and slotting capabilities.
- 10~26mm cutter diameter, max. 7mm depth of cut.
- 使用 WRT 銑刀片，2 個可用切削角
- 強化的刀口設計提供了極佳的斜坡銑削及開槽能力
- 10~26mm 刀桿直徑，最大切削深度可達 7mm

→ Page A037

CASP Series



- Use SPMG inserts with 4 cutting edges.
- Cost effective shoulder milling tools.
- 12~80mm cutter diameter, max. 6mm depth of cut.
- 使用 SPMG 單面銑刀片，4 個可用切削角
- 經濟實惠的方肩銑刀
- 12~80mm 刀桿直徑，最大切削深度可達 6mm

→ Page A039

CATP Series



- Use TPMX inserts with 3 cutting edges.
- Sharp cutting edges for various low milling force applications.
- 20~80mm cutter diameter, max. 11mm depth of cut.
- 使用 TPMX 銑刀片，3 個可用切削角
- 出色的銳利刀口設計適用於各種低銑削阻力的應用
- 20~80mm 刀桿直徑，最大切削深度可達 11mm

→ Page A042


CAXD Series



- Use XDMT inserts with 2 cutting edges.
- Cutter dia. : 16~32mm, max. depth of cut : 10mm.
- Cutting edge design provides stable machining and reduces vibration during machining.
- 使用 XDMT 銑刀片，2 個可用切削刀口
- 刀桿尺寸：16~32mm，最大切削深度：10mm
- 刀口設計提供切削穩定性，減少加工時的震動

→ Page A044-1

CAXO Series



- Use XOMT inserts with 2 cutting edges.
- Optimized chip breaker reduces heat generation and cutting forces.
- 6~32mm cutter diameter, max. 7mm depth of cut.
- 使用 XOMT 銑刀片，2 個可用切削角
- 泛優化的刀口設計降低熱能產生及切削力，能維持長時間高效率加工
- 6~32mm 刀桿直徑，最大切削深度可達 7mm

→ Page A045

CBAP Series



- Use APMT inserts with 2 cutting edges.
- Low cost and various geometric designs for versatile applications.
- 16~80mm cutter diameter, max. 11mm depth of cut.

- 使用 APMT 銑刀片，2 個可用切削角
- 低成本和多樣化的幾何設計適用於多種加工應用
- 16~80mm 刀桿直徑，最大切削深度可達 11mm

→ Page A048

CR39 Series



- Use W390 inserts with 2 cutting edges.
- Optimized chip breaker for high efficient shoulder and side milling.
- 16~100mm cutter diameter, max. 11mm depth of cut.

- 使用 W390 銑刀片，2 個可用切削角
- 優化的刀口設計適用於各種加工材料的高移除率的方肩銑和側銑
- 16~100mm 刀桿直徑，最大切削深度可達 11mm

→ Page A052

CR49 Series



- Use W490 inserts with 4 cutting edges.
- Great repeat side milling capability to reduce burrs and get good surface finishing.
- 20~80mm cutter diameter, max. 9mm depth of cut.

- 使用 W490 單面銑刀片，4 個可用切削角
- 出色的重複側銑能力可減少毛刺產生並獲得良好的表面光潔度
- 20~80mm 刀盤直徑，最大切削深度可達 9mm

→ Page A055

CWEX Series



- Use AXMT inserts with 2 cutting edges.
- Strong cutting edges for high removal rate shoulder milling.
- 16~100mm cutter diameter, max. 11mm depth of cut.

- 使用 AXMT 銑刀片，2 個可用切削角
- 堅固的切削刃提供高移除率的方肩銑刀
- 16~100mm 刀桿直徑，最大切削深度可達 11mm

→ Page A057

CWMM Series



- Use APMT inserts with 2 cutting edges.
- Cutter with over-center design for drilling and milling.
- 10~80mm cutter diameter, max. 11mm depth of cut.
- 使用 APMT 銑刀片，2 個可用切削角
- 刀桿過中心設計，適用於鑽孔、方肩、開槽、斜坡、挖槽、及螺旋銑削
- 10~80mm 刀桿直徑，最大端銑切削深度可達 11mm

→ Page A059

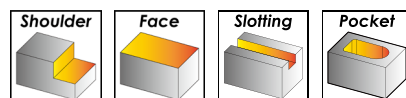
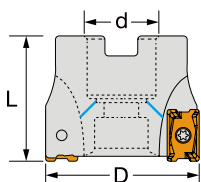
Shoulder Milling - CXAN 方肩銑刀



- Use ANMX double-sided inserts with 4 cutting edges.
- Positive rake angle design for lower side cutting forces.
- Max. 15mm depth of cut, cutter diameter 40~100mm.
- 使用 ANMX 雙面銑刀片，4 個可用切削角
- 正前角設計可降低切削力
- 每次最大切深可達 15mm, 刀盤直徑 40~100mm

Indexable Milling

CXANF - Milling Tools 方肩銑刀



Insert Brand 建議刀片 : Winstar, Widia, ...

Order No. 訂購編碼	D	L	d	T	Coolant	Inserts	Screw	Wrench	Stock
ICXANF504040161	40	40	16	4	✓	ANMX15T6	ITS4006	ITK15	●
ICXANF505050221	50	40	22	5	✓				●
ICXANF506063221	63	40	22	6	✓				●
ICXANF507080271	80	50	27	7	✓				●
ICXANF508100321	100	50	32	8	✓				●

● stock ○ by inquiry

Recommended Cutting Conditions 建議切削數據

Working Material	Vc	fz	ap
Carbon Steel / Alloy Steel	110 ~ 260	0.09 ~ 0.27	0.3 ~ 15
Stainless Steel	100 ~ 180	0.08 ~ 0.18	0.3 ~ 15
Cast Iron	110 ~ 260	0.09 ~ 0.27	0.3 ~ 15
High Temperature Alloy	40 ~ 70	0.07 ~ 0.14	0.3 ~ 15

Insert Specifications 刀片規格

Insert	Dimensions (mm)					
	A	B	S	r	d1	t1
ANMX15T608	16.1	10	6.88	0.8	4.65	1.9

Insert Designation 刀片型號

Insert	Order No. 訂購編碼	Designation	Working Material					
			P	M	K	N	S	H
	IANMX15T608MG32HS	ANMX15T608-MG-CX32HS	●	●	●		○	
	IANMX15T608MG33TX	ANMX15T608-MG-CX33TX	●	●	●		●	●
	IANMX15T608MG43TX	ANMX15T608-MG-CX43TX	●	●	●		●	
	IANMX15T608MG37TA	ANMX15T608-MG-CX37TA	○	○	●		○	○
	IANMX15T608MG47TA	ANMX15T608-MG-CX47TA	●	●	○		●	○

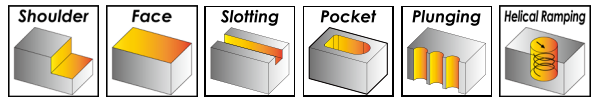
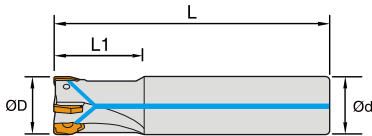
Shoulder Milling - CXXN 方肩銑刀



- Use XNMX double-sided inserts with 6 cutting edges.
- Economic and high performance shoulder milling application.
- 17~125mm cutter diameter, max. 7mm depth of cut.
- 使用 XNMX 雙面銑刀片，6 個可用切削角
- 經濟與高性能方肩銑應用的最佳解決方案
- 17~125mm 刀桿直徑，最大切削深度可達 7mm

Indexable Milling

CXXNE - Milling Tools 方肩銑刀



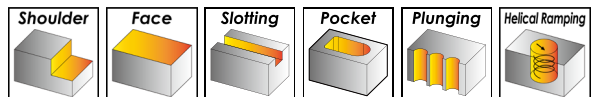
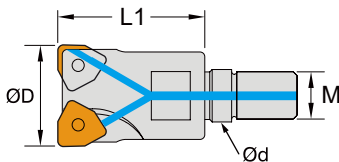
Insert Brand 建議刀片 : Winstar, Seco, ...

Order No. 訂購編碼	D	L1	L	d	T	Coolant Hole	Inserts	Screw	Wrench	Stock
ICXXNE403020111	20	28	110	20	3	✓	XNMX0403	ITS2512	ITK08	●
ICXXNE403020150	20	40	150	20	3					●
ICXXNE403020200	20	100	200	20	3					●
ICXXNE404025121	25	28	120	25	4	✓				●
ICXXNE404025150	25	40	150	25	4					●
ICXXNE405032131	32	30	130	32	5	✓				●
ICXXNE405032200	32	45	200	32	5					●

● stock ○ by inquiry

Customize available.

CXXNM - Modular Milling Heads 方肩銑刀頭



Insert Brand 建議刀片 : Winstar, Seco, ...

Order No. 訂購編碼	D	L1	d	M	T	Coolant Hole	Inserts	Screw	Wrench	Stock
ICXXNM402017081	17	26	8.5	M08	2	✓	XNMX0403	ITS2512	ITK08	●
ICXXNM403021101	21	32	10.5	M10	3	✓				●
ICXXNM404026121	26	38	12.5	M12	4	✓				●
ICXXNM405032161	32	41	17	M16	5	✓				○

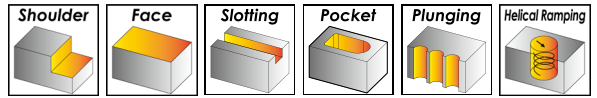
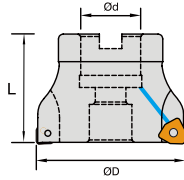
● stock ○ by inquiry

※ For screw-in type adapter, please refer to Tooling System 搭配鎖牙式刀桿，請參考刀具系統

Shoulder Milling - CXXN

方肩銑刀

CXXNF - Milling Tools 方肩銑刀



Insert Brand 建議刀片 : Winstar, Seco, ...

Order No. 訂購編碼	D	L	d	T	Coolant Hole	Inserts	Screw	Wrench	Stock
ICXXNF406050220	50	50	22	6		XNMX0403	ITS2512	ITK08	●
ICXXNF407063220	63	50	22	7					●
ICXXNF407063250	63	50	25.4	7					●
ICXXNF407040161	40	40	16	7	✓				●
ICXXNF409050221	50	40	22	9	✓				●
ICXXNF805050221	50	40	22	5	✓	XNMX0806	ITS4006	ITK15	●
ICXXNF806063221	63	40	22	6	✓				●
ICXXNF807080271	80	50	27	7	✓				●
ICXXNF811100321	100	50	32	11	✓				○
ICXXNF811125401	125	63	40	11	✓				○

● stock ○ by inquiry

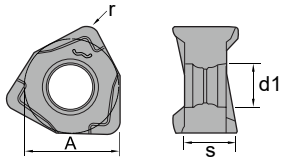
Customize available.

Recommended Cutting Conditions 建議切削數據






Working Material	XNMX0403			XNMX0806		
	Vc	fz	ap	Vc	fz	ap
Carbon Steel / Alloy Steel	120 ~ 250	0.10 ~ 0.16	0.3 ~ 3.0	120 ~ 250	0.1 ~ 0.3	0.3 ~ 7.0
Stainless Steel	100 ~ 180	0.08 ~ 0.12	0.3 ~ 1.6	100 ~ 180	0.08 ~ 0.25	0.3 ~ 4.5
Cast Iron	120 ~ 250	0.10 ~ 0.16	0.3 ~ 3.0	120 ~ 250	0.1 ~ 0.3	0.3 ~ 7.0
High Temperature Alloy	40 ~ 100	0.08 ~ 0.12	0.3 ~ 1.5	40 ~ 100	0.08 ~ 0.18	0.3 ~ 4.0
Hardened Steel	50 ~ 100	0.09 ~ 0.13	0.3 ~ 1.5	50 ~ 100	0.09 ~ 0.19	0.3 ~ 4.0

Insert Specifications 刀片規格

Insert	Dimensions (mm)			
	A	S	r	d1
XNMX040304	6.7	3.285	0.4	3.15
XNMX040308	6.7	3.285	0.8	3.15
XNMX080608	12.53	6.5	0.8	4.5



Insert Designation 刀片型號

Insert	Order No. 訂購編碼	Designation	Working Material					
			P	M	K	N	S	H
	IXNMX040304SG23AX	XNMX040304-SG-CX23AX	○	○	○		○	●
	IXNMX040304SG32HS	XNMX040304-SG-CX32HS	●	●	●		○	
	IXNMX040304SG33TX	XNMX040304-SG-CX33TX	●	●	●		●	●
	IXNMX040304MG23AX	XNMX040304-MG-CX23AX	○	○	○		○	●
	IXNMX040304MG32HS	XNMX040304-MG-CX32HS	●	●	●		○	
	IXNMX040304MG33TX	XNMX040304-MG-CX33TX	●	●	●		●	●
	IXNMX040308MG23AX	XNMX040308-MG-CX23AX	○	○	○		○	●
	IXNMX040308MG32HS	XNMX040308-MG-CX32HS	●	●	●		○	
	IXNMX040308MG33TX	XNMX040308-MG-CX33TX	●	●	●		●	●
	IXNMX040308MG43TX	XNMX040308-MG-CX43TX	●	●	●		●	
	IXNMX080608MG23AX	XNMX080608-MG-CX23AX	○	○	○		○	●
	IXNMX080608MG32HS	XNMX080608-MG-CX32HS	●	●	●		○	
	IXNMX080608MG33TX	XNMX080608-MG-CX33TX	●	●	●		●	●
	IXNMX080608MG43TX	XNMX080608-MG-CX43TX	●	●	●		●	
	IXNMX080608MG37TA	XNMX080608-MG-CX37TA	○	○	●		○	○
	IXNMX080608MG47TA	XNMX080608-MG-CX47TA	●	●	○		●	○
	IXNMX080608RG32HS	XNMX080608-RG-CX32HS	●	●	●		○	
	IXNMX080608RG33TX	XNMX080608-RG-CX33TX	●	●	●		●	●
	IXNMX080608RG43TX	XNMX080608-RG-CX43TX	●	●	●		●	
	IXNMX080608RG37TA	XNMX080608-RG-CX37TA	○	○	●		○	○
	IXNMX080608RG47TA	XNMX080608-RG-CX47TA	●	●	○		●	○

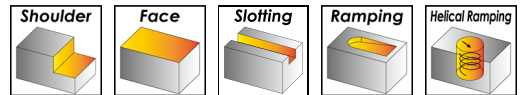
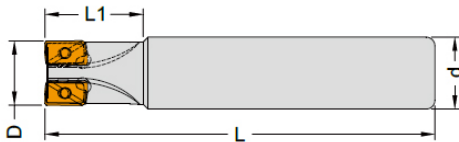
Shoulder Milling - CAPK

方肩銑刀



- Use APKT inserts with 2 cutting edges.
- Optimized chip breaker for various applications and materials.
- 16~125mm cutter diameter, max. 11mm depth of cut.
- 使用 APKT 銑刀片，2 個可用切削角
- 優化的刀口設計適用於各種加工應用和材料
- 16~125mm 刀桿直徑，最大切削深度可達 11mm

CAPKE - Milling Tools 方肩銑刀



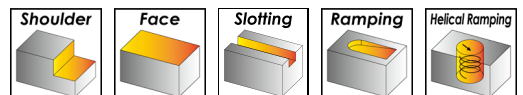
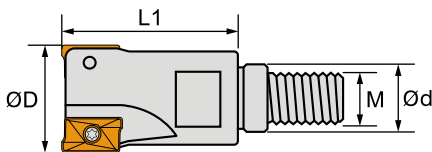
Insert Brand 建議刀片 : Winstar, Iscar, Ceratizit, ...

Order No. 訂購編碼	D	L1	L	d	T	Inserts	Screw	Wrench	Stock
ICAPKE302016120	16	25	120	16	2	APKT1003	ITS2515	ITK08	●
ICAPKE302020120	20	30	120	20	2				●
ICAPKE304025150	25	35	150	25	4				●
ICAPKE305032150	32	35	150	32	5				○
ICAPKE402025150	25	40	150	25	2	APKT1604 APET1604	ITS4004	ITK15	●
ICAPKE402032150	32	45	150	32	2	○			

● stock ○ by inquiry

Customize available.

CAPKM - Modular Milling Heads 方肩銑刀頭



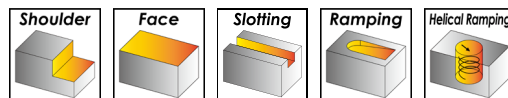
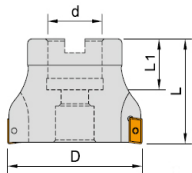
Insert Brand 建議刀片 : Winstar, Iscar, Ceratizit, ...

Order No. 訂購編碼	D	L1	d	M	T	Inserts	Screw	Wrench	Stock
ICAPKM302016080	16	26	8.5	M8	2	APKT1003	ITS2515	ITK08	●
ICAPKM303020100	20	32	10.5	M10	3				○
ICAPKM304025120	25	38	12.5	M12	4				●
ICAPKM305032160	32	41	17	M16	5				○
ICAPKM402025120	25	38	12.5	M12	2	APKT1604 APET1604	ITS4004	ITK15	○
ICAPKM403032160	32	41	17	M16	3	○			

● stock ○ by inquiry

※ For screw-in type adapter, please refer to Tooling System 搭配鎖牙式刀桿，請參考刀具系統

CAPKF - Milling Tools 方肩銑刀



Insert Brand 建議刀片 : Winstar, Iscar, Ceratizit, ...

Order No. 訂購編碼	D	L1	L	d	T	Inserts	Screw	Wrench	Stock
ICAPKF306050220	50	20	40	22	6	APKT1003	ITS2515	ITK08	●
ICAPKF306063220	63	21	45	22	6				●
ICAPKF307080270	80	23	50	27	7				●
ICAPKF404050220	50	23	50	22	4	APKT1604 APET1604	ITS4004	ITK15	●
ICAPKF405063220	63	23	50	22	5				●
ICAPKF405063250	63	23	50	25.4	5				●
ICAPKF406080250	80	32	55	25.4	6				●
ICAPKF406080270	80	32	55	27	6				●
ICAPKF408100310	100	32	55	31.75	8				●
ICAPKF408100320	100	32	55	32	8				●
ICAPKF408125380	125	38	63	38.1	8				●

● stock ○ by inquiry

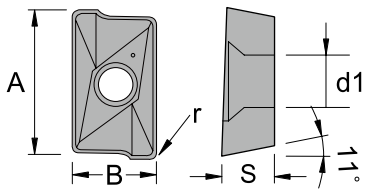
Customize available.

Recommended Cutting Conditions 建議切削數據









Working Material	APKT1003			APKT1604 / APET1604		
	Vc	fz	ap	Vc	fz	ap
Carbon Steel / Alloy Steel	120 ~ 250	0.10 ~ 0.22	0.3 ~ 7.0	120 ~ 250	0.12 ~ 0.28	0.5 ~ 11.0
Stainless Steel	100 ~ 180	0.08 ~ 0.18	0.3 ~ 4.0	100 ~ 180	0.10 ~ 0.22	0.5 ~ 7.0
Cast Iron	120 ~ 250	0.10 ~ 0.22	0.3 ~ 6.0	120 ~ 250	0.12 ~ 0.28	0.5 ~ 10.0
Aluminum Alloy	-	-	-	300 ~ 1000	0.18 ~ 0.40	0.3 ~ 11.0
High Temperature Alloy	40 ~ 100	0.07 ~ 0.14	0.3 ~ 4.0	40 ~ 100	0.10 ~ 0.18	0.5 ~ 7.0
Hardened Steel	50 ~ 100	0.07 ~ 0.15	0.3 ~ 4.0	50 ~ 100	0.10 ~ 0.20	0.5 ~ 7.0

Insert Specifications 刀片規格

Insert	Dimensions (mm)				
	A	B	S	r	d1
APKT100304	10.5	6.7	3.5	0.4	2.8
APKT100308	10.5	6.7	3.5	0.8	2.8
APET160402	16.3	9.525	4.76	0.2	4.5
APET160404	16.3	9.525	4.76	0.4	4.5
APKT160408	16.3	9.525	5.25	0.8	4.5



Insert Designation 刀片型號

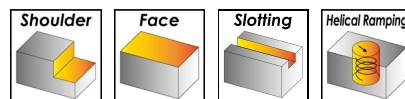

Insert	Order No. 訂購編碼	Designation	Working Material					
			P	M	K	N	S	H
	IAPKT100304ESG23AX	APKT100304PDER-SG-CX23AX	○	○	○		○	●
	IAPKT100304EMG23AX	APKT100304PDER-MG-CX23AX	○	○	○		○	●
	IAPKT100304EMG32HS	APKT100304PDER-MG-CX32HS	●	●	●		○	
	IAPKT100304EMG33TX	APKT100304PDER-MG-CX33TX	●	●	●		●	●
	IAPKT100304EMG43TX	APKT100304PDER-MG-CX43TX	●	●	●		●	
	IAPKT100308EMG23AX	APKT100308PDER-MG-CX23AX	○	○	○		○	●
	IAPKT100308EMG32HS	APKT100308PDER-MG-CX32HS	●	●	●		○	
	IAPKT100308EMG33TX	APKT100308PDER-MG-CX33TX	●	●	●		●	●
	IAPKT100308EMG43TX	APKT100308PDER-MG-CX43TX	●	●	●		●	
	IAPKT100304ERG32HS	APKT100304PDER-RG-CX32HS	●	●	●		○	
	IAPKT100304ERG33TX	APKT100304PDER-RG-CX33TX	●	●	●		●	●
	IAPET160402FAL10	APET160402PDFR-AL-CX10				●		
	IAPET160404FAL10	APET160404PDFR-AL-CX10				●		
	IAPET160402FFG23AX	APET160402PDFR-FG-CX23AX	○	○	○		○	●
	IAPET160404FFG23AX	APET160404PDFR-FG-CX23AX	○	○	○		○	●
	IAPKT160408EMG23AX	APKT160408PDER-MG-CX23AX	○	○	○		○	●
	IAPKT160408EMG32HS	APKT160408PDER-MG-CX32HS	●	●	●		○	
	IAPKT160408EMG33TX	APKT160408PDER-MG-CX33TX	●	●	●		●	●
	IAPKT160408EMG43TX	APKT160408PDER-MG-CX43TX	●	●	●		●	
	IAPKT160408ERG23AX	APKT160408PDER-RG-CX23AX	○	○	○		○	●
	IAPKT160408ERG32HS	APKT160408PDER-RG-CX32HS	●	●	●		○	
	IAPKT160408ERG33TX	APKT160408PDER-RG-CX33TX	●	●	●		●	●
	IAPKT160408ERG43TX	APKT160408PDER-RG-CX43TX	●	●	●		●	

Shoulder Milling - CART 方肩銑刀



- Use WRT inserts with 2 cutting edges.
- Strong chip breaker provides well ramping and slotting capabilities.
- 10~26mm cutter diameter, max. 7mm depth of cut.
- 使用 WRT 銑刀片, 2 個可用切削角
- 強化的刀口設計提供了極佳的斜坡銑削及開槽能力
- 10~26mm 刀桿直徑, 最大切削深度可達 7mm

CARTE - Milling Tools 方肩銑刀



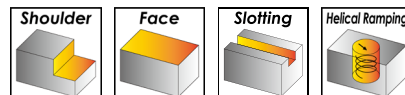
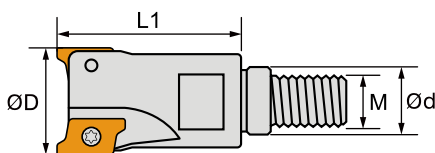
Insert Brand 建議刀片 : Winstar, Safety, ...

Order No. 訂購編碼	D	L1	L	d	T	Inserts	Screw	Wrench	Stock
ICARTE702010100	10	18	100	10	2	WRT0702	ITS2003	ITK06	○
ICARTE702011100	11	18	100	10	2				●
ICARTE702013100	13	20	100	12	2				●
ICARTE703016150	16	30	150	16	3				○
ICARTE102017150	17	30	150	16	2	WRT1003	ITS2515	ITK08	●
ICARTE103021150	21	30	150	20	3				●
ICARTE104026150	26	40	150	25	4				●

● stock ○ by inquiry

Customize available.

CARTM - Modular Milling Heads 方肩銑刀頭



Insert Brand 建議刀片 : Winstar, Safety, ...

Order No. 訂購編碼	D	L1	M	d	T	Inserts	Screw	Wrench	Stock
ICARTM702010050	10	18	M5	5.5	2	WRT0702	ITS2003	ITK06	●
ICARTM702011050	11	18	M5	5.5	2				●
ICARTM702012060	12	20	M6	6.5	2				●
ICARTM702013060	13	20	M6	6.5	2				●
ICARTM103017080	17	30	M8	8.5	3	WRT1003	ITS2515	ITK08	●
ICARTM103021100	21	32	M10	10.5	3				●

● stock ○ by inquiry

※ For screw-in type adapter, please refer to Tooling System 搭配鎖牙式刀桿, 請參考刀具系統

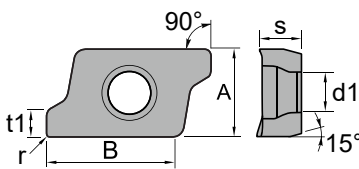
Indexable Milling

Recommended Cutting Conditions 建議切削數據




Working Material	WRT0702			WRT1003		
	Vc	fz	ap	Vc	fz	ap
Carbon Steel / Alloy Steel	120 ~ 250	0.08 ~ 0.20	0.3 ~ 5.0	120 ~ 250	0.10 ~ 0.22	0.5 ~ 7.0
Stainless Steel	100 ~ 180	0.05 ~ 0.15	0.3 ~ 3.0	100 ~ 180	0.08 ~ 0.18	0.5 ~ 4.0
Cast Iron	120 ~ 250	0.08 ~ 0.20	0.3 ~ 4.0	120 ~ 250	0.10 ~ 0.22	0.5 ~ 6.0
High Temperature Alloy	40 ~ 100	0.05 ~ 0.12	0.3 ~ 3.0	40 ~ 100	0.07 ~ 0.14	0.5 ~ 4.0
Hardened Steel	50 ~ 100	0.05 ~ 0.13	0.3 ~ 3.0	50 ~ 100	0.07 ~ 0.15	0.5 ~ 4.0

Insert Specifications 刀片規格

Insert	Dimensions (mm)				
	A	B	S	r	d1
WRT070204	4.30	6.4	2.38	0.4	2.2
WRT100308	6.35	9.3	3.4	0.8	2.9



Insert Designation 刀片型號

Insert	Order No. 訂購編碼	Designation	Working Material					
			P	M	K	N	S	H
	IWRT070204RG23AX	WRT070204-RG-CX23AX	○	○	○		○	●
	IWRT070204RG32HS	WRT070204-RG-CX32HS	●	●	●		○	
	IWRT070204RG33TX	WRT070204-RG-CX33TX	●	●	●		●	●
	IWRT070204RG43TX	WRT070204-RG-CX43TX	●	●	●		●	
	IWRT100308MG23AX	WRT100308-MG-CX23AX	○	○	○		○	●
	IWRT100308MG32HS	WRT100308-MG-CX32HS	●	●	●		○	
	IWRT100308MG33TX	WRT100308-MG-CX33TX	●	●	●		●	●
	IWRT100308MG43TX	WRT100308-MG-CX43TX	●	●	●		●	
	IWRT100308RG23AX	WRT100308-RG-CX23AX	○	○	○		○	●
	IWRT100308RG32HS	WRT100308-RG-CX32HS	●	●	●		○	
	IWRT100308RG33TX	WRT100308-RG-CX33TX	●	●	●		●	●
	IWRT100308RG43TX	WRT100308-RG-CX43TX	●	●	●		●	

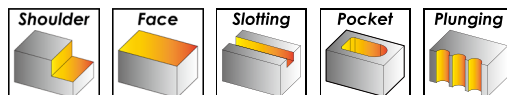
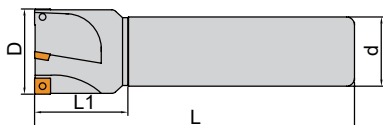
Shoulder Milling - CASP 方肩銑刀



- Use SPMG inserts with 4 cutting edges.
- Cost effective shoulder milling tools.
- 12~80mm cutter diameter, max. 6mm depth of cut.
- 使用 SPMG 單面銑刀片，4 個可用切削角
- 經濟實惠的方肩銑刀
- 12~80mm 刀桿直徑，最大切削深度可達 6mm

Indexable Milling

CASPE - Milling Tools 方肩銑刀



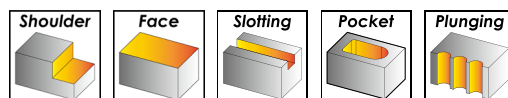
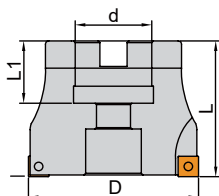
Insert Brand 建議刀片 : Winstar, Taegutec, ...

Order No. 訂購編碼	D	L1	L	d	T	Inserts	Screw	Wrench	Stock
ICASPE502012100	12	20	100	12	2	SPMG0502	ITS2003	ITK06	●
ICASPE502013100	13	20	100	12	2				●
ICASPE502014100	14	20	100	12	2				●
ICASPE602016120	16	25	120	16	2	SPMG0602	ITS2205	ITK06	●
ICASPE603020120	20	30	120	20	3				●
ICASPE604025120	25	30	120	25	4				●
ICASPE604030120	30	30	120	25	4				●
ICASPE605032120	32	30	120	25	5				●
ICASPE904032150	32	40	150	32	4	SPMG0904	ITS3504	ITK15	●
ICASPE904040150	40	40	150	32	4				●

● stock ○ by inquiry

Customize available.

CASPF - Milling Tools 方肩銑刀



Insert Brand 建議刀片 : Winstar, Taegutec, ...

Order No. 訂購編碼	D	L1	L	d	T	Inserts	Screw	Wrench	Stock
ICASPF607050220	50	20	45	22	7	SPMG0602	ITS2205	ITK06	●
ICASPF607050250	50	20	45	25.4	7				○
ICASPF609063220	63	20	45	22	9				●
ICASPF609063250	63	20	45	25.4	9				●
ICASPF611080270	80	23	50	27	11				○
ICASPF611080250	80	23	50	25.4	11				●
ICASPF905050220	50	20	45	22	5	SPMG0904	ITS3504	ITK15	●
ICASPF905050250	50	20	45	25.4	5				○
ICASPF906063220	63	20	45	22	6				●
ICASPF906063250	63	20	45	25.4	6				○
ICASPF907080270	80	23	50	27	7				●
ICASPF907080250	80	23	50	25.4	7				○

● stock ○ by inquiry

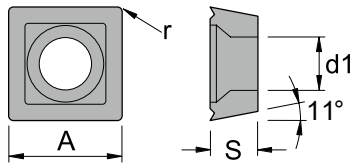
Customize available.

Recommended Cutting Conditions 建議切削數據








Working Material	SPMG050204 & SPMG060204			SPMT07T308 & SPMG090408		
	Vc	fz	ap	Vc	fz	ap
Carbon Steel / Alloy Steel	120 ~ 250	0.10 ~ 0.22	0.3 ~ 3.0	120 ~ 250	0.10 ~ 0.22	0.5 ~ 6.0
Stainless Steel	100 ~ 180	0.08 ~ 0.18	0.3 ~ 2.0	100 ~ 180	0.08 ~ 0.18	0.5 ~ 4.0
Cast Iron	120 ~ 250	0.10 ~ 0.22	0.3 ~ 3.0	120 ~ 250	0.10 ~ 0.22	0.5 ~ 6.0
High Temperature Alloy	40 ~ 100	0.07 ~ 0.14	0.3 ~ 2.0	40 ~ 100	0.07 ~ 0.14	0.5 ~ 4.0
Hardened Steel	50 ~ 100	0.07 ~ 0.15	0.3 ~ 2.0	50 ~ 100	0.07 ~ 0.15	0.5 ~ 4.0

Insert Specifications 刀片規格

Insert	Dimensions (mm)			
	A	S	r	d1
SPMG050204	5.00	2.38	0.4	2.30
SPMG060204	6.00	2.38	0.4	2.65
SPMG07T308	7.94	3.97	0.8	2.85
SPMG090408	9.80	4.3	0.8	4.05
SPMG110408	11.50	4.8	0.8	4.45



Insert Designation 刀片型號

Insert	Order No. 訂購編碼	Designation	Working Material					
			P	M	K	N	S	H
	ISPMG050204MG32HS	SPMG050204-MG-CX32HS	●	●	●		○	
	ISPMG050204MG33TX	SPMG050204-MG-CX33TX	●	●	●		●	●
	ISPMG050204MG43TX	SPMG050204-MG-CX43TX	●	●	●		●	
	ISPMG060204MG32HS	SPMG060204-MG-CX32HS	●	●	●		○	
	ISPMG060204MG33TX	SPMG060204-MG-CX33TX	●	●	●		●	●
	ISPMG060204MG43TX	SPMG060204-MG-CX43TX	●	●	●		●	
	ISPMG07T308MG32HS	SPMG07T308-MG-CX32HS	●	●	●		○	
	ISPMG07T308MG33TX	SPMG07T308-MG-CX33TX	●	●	●		●	●
	ISPMG07T308MG43TX	SPMG07T308-MG-CX43TX	●	●	●		●	
	ISPMG090408MG32HS	SPMG090408-MG-CX32HS	●	●	●		○	
	ISPMG090408MG33TX	SPMG090408-MG-CX33TX	●	●	●		●	●
	ISPMG090408MG43TX	SPMG090408-MG-CX43TX	●	●	●		●	
	ISPMG090408RG32HS	SPMG090408-RG-CX32HS	●	●	●		○	
	ISPMG090408RG33TX	SPMG090408-RG-CX33TX	●	●	●		●	●
	ISPMG090408RG43TX	SPMG090408-RG-CX43TX	●	●	●		●	
	ISPMG110408MG32HS	SPMG110408-MG-CX32HS	●	●	●		○	
	ISPMG110408MG33TX	SPMG110408-MG-CX33TX	●	●	●		●	●
	ISPMG110408MG43TX	SPMG110408-MG-CX43TX	●	●	●		●	
	ISPMG110408RG32HS	SPMG110408-RG-CX32HS	●	●	●		○	
	ISPMG110408RG33TX	SPMG110408-RG-CX33TX	●	●	●		●	●
	ISPMG110408RG43TX	SPMG110408-RG-CX43TX	●	●	●		●	

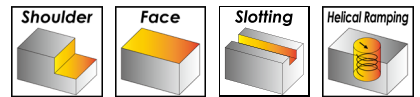
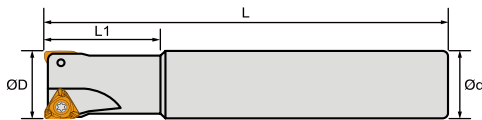
Shoulder Milling - CATP

方肩銑刀



- Use TPMX inserts with 3 cutting edges.
- Sharp cutting edges for various low milling force applications.
- 20~80mm cutter diameter, max. 11mm depth of cut.
- 使用 TPMX 銑刀片，3 個可用切削角
- 出色的銳利刀口設計適用於各種低銑削阻力的應用
- 20~80mm 刀桿直徑，最大切削深度可達 11mm

CATPE - Milling Tools 方肩銑刀



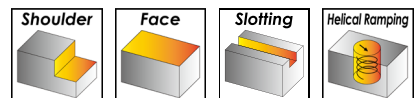
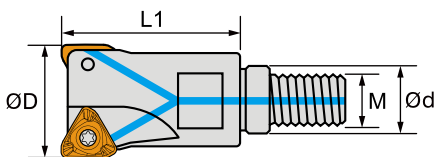
Insert Brand 建議刀片 : Winstar, Taegutec, ...

Order No. 訂購編碼	D	L1	L	d	T	Inserts	Screw	Wrench	Stock
ICATPE102020130	20	50	130	20	2	TPMX1004	ITS2517	ITK08	●
ICATPE103025150	25	55	150	25	3				●
ICATPE503033200	33	45	200	32	3	TPMX1505	ITS4014	ITK15	●
ICATPE504040200	40	45	200	32	4				○

● stock ○ by inquiry

Customize available.

CATPM - Modular Milling Heads 方肩銑刀頭



Insert Brand 建議刀片 : Winstar, Taegutec, ...

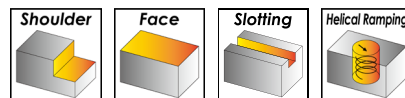
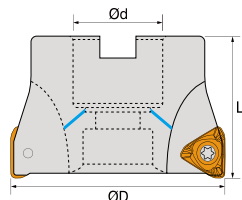
Order No. 訂購編碼	D	L1	d	M	T	Coolant	Inserts	Screw	Wrench	Stock
ICATPM102020100	20	35	10.5	M10	2		TPMX1004	ITS2517	ITK08	○
ICATPM102020101	20	35	18	M10	2	✓				●
ICATPM102021100	21	35	10.5	M10	2					●
ICATPM103025120	25	35	12.5	M12	3					○
ICATPM103025121	25	35	21	M12	3	✓				●
ICATPM103026120	26	35	12.5	M12	3					●
ICATPM105032160	32	43	29	M16	5					●
ICATPM105032161	32	43	17	M16	5	✓				●
ICATPM105033160	33	43	17	M16	5					●
ICATPM105033161	33	43	17	M16	5	✓				●

● stock ○ by inquiry

※ For screw-in type adapter, please refer to Tooling System 搭配鎖牙式刀桿，請參考刀具系統

Shoulder Milling - CATP 方肩銑刀

CATPF - Milling Tools 方肩銑刀



Insert Brand 建議刀片 : Winstar, Taegutec, ...

Order No. 訂購編碼	D	L	d	T	Coolant	Inserts	Screw	Wrench	Stock
ICATPF106050221	50	50	22	6	✓	TPMX1004	ITS2517	ITK08	●
ICATPF107050220	50	50	22	7					●
ICATPF107063221	63	50	22	7	✓				●
ICATPF109063220	63	50	22	9					●
ICATPF504040161	40	40	16	4	✓	TPMX1505	ITS4004	ITK15	●
ICATPF505050221	50	40	22	5	✓				●
ICATPF506063221	63	40	22	6	✓				●
ICATPF508080271	80	50	27	8	✓				●

● stock ○ by inquiry

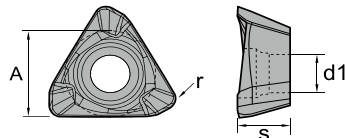
Customize available.

Recommended Cutting Conditions 建議切削數據





Working Material	TPMX1004			TPMX1505		
	Vc	fz	ap	Vc	fz	ap
Carbon Steel / Alloy Steel	120 ~ 250	0.08 ~ 0.20	0.3 ~ 7.0	120 ~ 250	0.12 ~ 0.28	0.5 ~ 11.0
Stainless Steel	100 ~ 180	0.05 ~ 0.15	0.3 ~ 4.0	100 ~ 180	0.10 ~ 0.22	0.5 ~ 7.0
Cast Iron	120 ~ 250	0.08 ~ 0.20	0.3 ~ 6.0	120 ~ 250	0.12 ~ 0.28	0.5 ~ 10.0
High Temperature Alloy	40 ~ 100	0.05 ~ 0.12	0.3 ~ 4.0	40 ~ 100	0.10 ~ 0.18	0.5 ~ 7.0
Hardened Steel	50 ~ 100	0.05 ~ 0.13	0.3 ~ 4.0	50 ~ 100	0.10 ~ 0.20	0.5 ~ 7.0

Insert Specifications 刀片規格

Insert	Dimensions (mm)			
	A	S	r	d1
TPMX100404	6.9	4	0.4	3
TPMX100408	6.9	4	0.8	3
TPMX150508	10.7	5	0.8	4.85



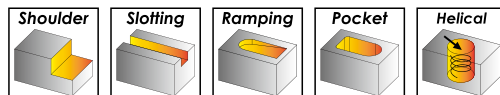
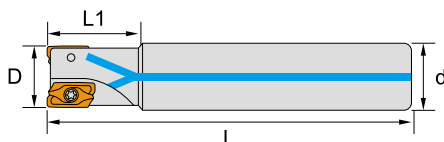
Insert Designation 刀片型號

Insert	Order No. 訂購編碼	Designation	Working Material					
			P	M	K	N	S	H
	ITPMX100404SG32HS	TPMX100404-SG-CX32HS	●	●	●		○	
	ITPMX100404SG33TX	TPMX100404-SG-CX33TX	●	●	●		●	●
	ITPMX100408SG32HS	TPMX100408-SG-CX32HS	●	●	●		○	
	ITPMX100408SG33TX	TPMX100408-SG-CX33TX	●	●	●		●	●
	ITPMX100408MG23AX	TPMX100408-MG-CX23AX	○	○	○		○	●
	ITPMX100408MG32HS	TPMX100408-MG-CX32HS	●	●	●		○	
	ITPMX100408MG33TX	TPMX100408-MG-CX33TX	●	●	●		●	●
	ITPMX100408MG43TX	TPMX100408-MG-CX43TX	●	●	●		●	
	ITPMX150508MG23AX	TPMX150508-MG-CX23AX	○	○	○		○	●
	ITPMX150508MG32HS	TPMX150508-MG-CX32HS	●	●	●		○	
	ITPMX150508MG33TX	TPMX150508-MG-CX33TX	●	●	●		●	●
	ITPMX150508MG43TX	TPMX150508-MG-CX43TX	●	●	●		●	



- Use XDMT inserts with 2 cutting edges.
- Cutter dia. : 16~32mm, max. depth of cut : 10mm.
- Cutting edge design provides stable machining and reduces vibration during machining.
- 使用 XDMT 銑刀片 , 2 個可用切削刀口
- 刀桿尺寸 : 16~32mm, 最大切削深度 : 10mm
- 刃口設計提供切削穩定性 , 減少加工時的震動

CAXDE - Milling tools 方肩銑刀



Insert Brand 建議刀片 : Winstar, Ceratizit, ...

Order No. 訂購編碼	D	L1	L	d	T	Coolant Hole	Inserts	Screw	Wrench	Stock
ICAXDE102016120	16	30	120	16	2		XDMT11T3	ITS2515	ITK08	○
ICAXDE103020120	20	30	120	20	3					●
ICAXDE103020151	20	35	150	20	3	✓				●
ICAXDE104025150	25	45	150	25	4					●
ICAXDE104025151	25	45	150	25	4	✓				●
ICAXDE105032150	32	45	150	32	5					●
ICAXDE105032151	32	45	150	32	5	✓				●

● stock ○ by inquiry

Recommended Cutting Conditions 建議切削數據

Working Material	XDMT11T3		
	Vc	fz	ap
Carbon Steel / Alloy Steel	120 ~ 250	0.10 ~ 0.22	0.3 ~ 10.0
Stainless Steel	100 ~ 180	0.08 ~ 0.18	0.3 ~ 8.0
Cast Iron	120 ~ 250	0.10 ~ 0.22	0.3 ~ 10.0
High Temperature Alloy	40 ~ 100	0.07 ~ 0.14	0.3 ~ 4.0
Hardened Steel	50 ~ 100	0.07 ~ 0.15	0.3 ~ 4.0

Insert Specifications 刀片規格


Insert	Dimensions (mm)					
	A	B	S	r	d1	t1
XDMT11T308	10.6	6.8	3.8	0.8	2.8	1.4

Insert Designation 刀片型號

Insert	Order No. 訂購編碼	Designation	Working Material					
			P	M	K	N	S	H
	IXDMT11T308MG33TX	XDMT11T308-MG-CX33TX	●	●	●		●	●
	IXDMT11T308MG43TX	XDMT11T308-MG-CX43TX	●	●	○		●	
	IXDMT11T308MG47TA	XDMT11T308-MG-CX47TA	●	●	●		●	○

Shoulder Milling - CAXO

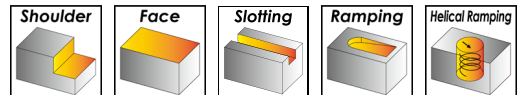

方肩銑刀



- Use XOMT inserts with 2 cutting edges.
- Optimized chip breaker reduces heat generation and cutting forces.
- 6~32mm cutter diameter, max. 7mm depth of cut.
- 使用 XOMT 銑刀片, 2 個可用切削角
- 泛優化的刀口設計降低熱能產生及切削力, 能維持長時間高效率加工
- 6~32mm 刀桿直徑, 最大切削深度可達 7mm

Indexable Milling

CAXOE - Milling Tools 方肩銑刀



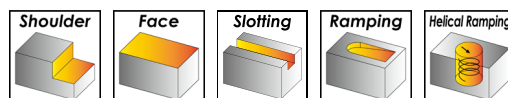
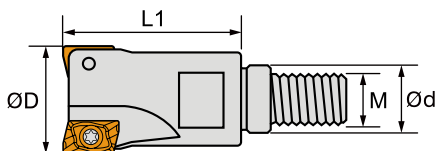
Insert Brand 建議刀片 : Winstar, Seco, ...

Order No. 訂購編碼	D	L1	L	d	T	Coolant Hole	Inserts	Screw	Wrench	Stock		
ICAXOE601006080	6	10	80	6	1		XOMT0602	ITS1610	ITK06	●		
ICAXOE601008090	8	10	90	8	1							●
ICAXOE602010100	10	20	100	10	2							●
ICAXOE602012100	12	20	100	12	2					●		
ICAXOE603012100	12	20	100	12	3					●		
ICAXOE602013100	13	20	100	12	2			ITS1801	ITK06	●		
ICAXOE603013100	13	20	100	12	3							●
ICAXOE604016100	16	30	100	16	4							●
ICAXOE605020120	20	30	120	20	5					●		
ICAXOE102016150	16	22	150	16	2		XOMT10T3	ITS2515	ITK08	○		
ICAXOE102020150	20	28	150	20	2							○
ICAXOE104025150	25	35	150	25	4							○
ICAXOE105032150	32	40	150	32	5							○
ICAXOE203025151	25	36	150	25	3	✓	XOMT1204	ITS3501	ITK15	●		
ICAXOE204032150	32	40	150	32	4							●

● stock ○ by inquiry

Customize available.

CAXOM - Modular Milling Heads 方肩銑刀頭



Insert Brand 建議刀片 : Winstar, Seco, ...

Order No. 訂購編碼	D	L1	d	M	T	Coolant Hole	Inserts	Screw	Wrench	Stock
ICAXOM602010050	10	16	5.5	M5	2		XOMT0602	ITS1801	ITK06	○
ICAXOM603012060	12	18	6.5	M6	3					●
ICAXOM604016080	16	20	8.5	M8	4					●
ICAXOM605020100	20	30	10.5	M10	5					●
ICAXOM102016080	16	26	8.5	M8	2		XOMT10T3	TS2515	ITK08	●
ICAXOM102016081	16	26	8.5	M8	2	✓				●
ICAXOM103020100	20	30	10.5	M10	3					●
ICAXOM103020101	20	30	10.5	M10	3	✓				●

● stock ○ by inquiry

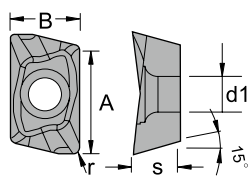
※ For screw-in type adapter, please refer to Tooling System 搭配鎖牙式刀桿，請參考刀具系統

Recommended Cutting Conditions 建議切削數據

Working Material	XOMT0602			XOMT10T3		
	Vc	fz	ap	Vc	fz	ap
Carbon Steel / Alloy Steel	120 ~ 250	0.08 ~ 0.20	0.3 ~ 3.0	120 ~ 250	0.10 ~ 0.22	0.3 ~ 7.0
Stainless Steel	100 ~ 180	0.05 ~ 0.15	0.3 ~ 2.5	100 ~ 180	0.08 ~ 0.18	0.3 ~ 4.0
Cast Iron	120 ~ 250	0.08 ~ 0.13	0.3 ~ 3.0	120 ~ 250	0.10 ~ 0.22	0.3 ~ 7.0
High Temperature Alloy	40 ~ 100	0.05 ~ 0.12	0.3 ~ 2.5	40 ~ 100	0.07 ~ 0.14	0.3 ~ 5.0
Hardened Steel	50 ~ 100	0.05 ~ 0.13	0.3 ~ 2.5	50 ~ 100	0.07 ~ 0.15	0.3 ~ 5.0










Insert Specifications 刀片規格

Insert	Dimensions (mm)				
	A	B	S	r	d1
XOMT060204	5.5	4.1	2.45	0.4	2
XOMT060208	5.5	4.1	2.45	0.8	2
XOMT060216	5.5	4.1	2.45	1.6	2
XOMT10T308	9.3	6.9	3.83	0.8	3
XOMT120408	11.6	8.2	5.07	0.8	3.9



A = Effective Cutting length
有效切削長度

Insert Designation 刀片型號

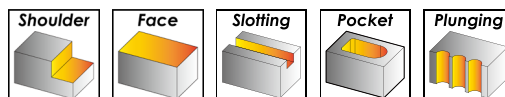
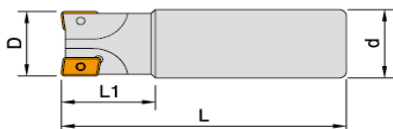
Insert	Order No. 訂購編碼	Designation	Working Material					
			P	M	K	N	S	H
	IXOMT060208SG32HS	XOMT060208-SG-CX32HS	●	●	●		○	
	IXOMT060208SG33TX	XOMT060208-SG-CX33TX	●	●	●		●	●
	IXOMT060204MG23AX	XOMT060204-MG-CX23AX	○	○	○		○	●
	IXOMT060204MG32HS	XOMT060204-MG-CX32HS	●	●	●		○	
	IXOMT060204MG33TX	XOMT060204-MG-CX33TX	●	●	●		●	●
	IXOMT060208MG23AX	XOMT060208-MG-CX23AX	○	○	○		○	●
	IXOMT060208MG32HS	XOMT060208-MG-CX32HS	●	●	●		○	
	IXOMT060208MG33TX	XOMT060208-MG-CX33TX	●	●	●		●	●
	IXOMT060208MG43TX	XOMT060208-MG-CX43TX	●	●	●		●	
	IXOMT060216MG23AX	XOMT060216-MG-CX23AX	○	○	○		○	●
	IXOMT060216MG32HS	XOMT060216-MG-CX32HS	●	●	●		○	
	IXOMT060216MG33TX	XOMT060216-MG-CX33TX	●	●	●		●	●
	IXOMT060216MG43TX	XOMT060216-MG-CX43TX	●	●	●		●	
	IXOMT10T308SG32HS	XOMT10T308-SG-CX32HS	●	●	●		○	
	IXOMT10T308SG33TX	XOMT10T308-SG-CX33TX	●	●	●		●	●
	IXOMT10T308SG43TX	XOMT10T308-SG-CX43TX	●	●	●		●	
	IXOMT10T308MG32HS	XOMT10T308-MG-CX32HS	●	●	●		○	
	IXOMT10T308MG33TX	XOMT10T308-MG-CX33TX	●	●	●		●	●
	IXOMT10T308MG43TX	XOMT10T308-MG-CX43TX	●	●	●		●	
	IXOMT10T308MG37TA	XOMT10T308-MG-CX37TA	○	○	●		○	○
	IXOMT10T308MG47TA	XOMT10T308-MG-CX47TA	●	●	○		●	○
	IXOMT120408MG32HS	XOMT120408-MG-CX32HS	●	●	●		○	
	IXOMT120408MG33TX	XOMT120408-MG-CX33TX	●	●	●		●	●
	IXOMT120408MG43TX	XOMT120408-MG-CX43TX	●	●	●		●	
	IXOMT120408MG37TA	XOMT120408-MG-CX37TA	○	○	●		○	○
	IXOMT120408MG47TA	XOMT120408-MG-CX47TA	●	●	○		●	○

Shoulder Milling - CBAP 方肩銑刀



- Use APMT inserts with 2 cutting edges.
- Low cost and various geometric designs for versatile applications.
- 16~80mm cutter diameter, max. 11mm depth of cut.
- 使用 APMT 銑刀片，2 個可用切削角
- 低成本和多樣化的幾何設計適用於多種加工應用
- 16~80mm 刀桿直徑，最大切削深度可達 11mm

CBAPE - Milling Tools 方肩銑刀



Insert Brand 建議刀片 : Winstar, Mitsubishi, ...

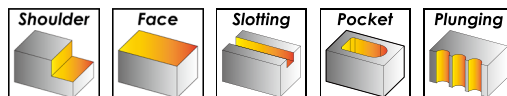
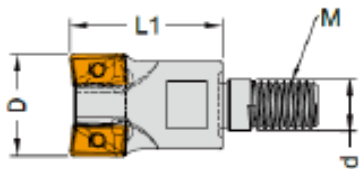
Order No. 訂購編碼	D	L1	L	d	T	Inserts	Screw	Wrench	Stock
ICBAPE302016100	16	25	100	16	2	APMT1135	ITS2515	ITK08	●
ICBAPE302016160	16	35	160	16	2				●
ICBAPE302020150	20	35	150	20	2				●
ICBAPE303020100	20	30	100	20	3				●
ICBAPE303020150	20	35	150	20	3				●
ICBAPE304025100	25	35	100	25	4				○
ICBAPE304030120	30	40	120	25	4				○
ICBAPE305032120	32	40	120	32	5				○
ICBAPE402025150	25	40	150	25	2	APMT1604 APGT1604	ITS4023	ITK15	●
ICBAPE402025200	25	70	200	25	2				○
ICBAPE403032150	32	45	150	32	3				●
ICBAPE403032200	32	80	200	32	3				●

● stock ○ by inquiry

Customize available.

Shoulder Milling - CBAP 方肩銑刀

CBAPM - Modular Milling Heads 方肩銑刀頭



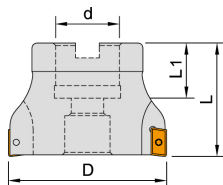
Insert Brand 建議刀片 : Winstar, Mitsubishi, ...

Order No. 訂購編碼	D	L1	d	M	T	Inserts	Screw	Wrench	Stock
ICBAPM302016080	16	26	8.5	M8	2	APMT1135	ITS2515	ITK08	●
ICBAPM302020100	20	30	10.5	M10	2				●
ICBAPM303020100	20	30	10.5	M10	3				○
ICBAPM304025120	25	35	12.5	M12	4				●
ICBAPM305032160	32	40	17	M16	5				●
ICBAPM305033160	33	40	17	M16	5				○
ICBAPM402025120	25	35	12.5	M12	2	APMT1604 APGT1604	ITS4023	ITK15	●
ICBAPM403032160	32	40	17	M16	3				●

● stock ○ by inquiry

※ For screw-in type adapter, please refer to Tooling System 搭配鎖牙式刀桿，請參考刀具系統

CBAPF - Milling Tools 方肩銑刀



Insert Brand 建議刀片 : Winstar, Mitsubishi, ...

Order No. 訂購編碼	D	L	L1	d	T	Inserts	Screw	Wrench	Stock
ICBAPF306050250	50	18	45	25.4	6	APMT1135	ITS2515	ITK08	●
ICBAPF307063220	63	22	45	22	7				●
ICBAPF307063254	63	22	45	25.4	7				●
ICBAPF308080250	80	26	50	25.4	8				●
ICBAPF308080270	80	26	50	27	8				●
ICBAPF405050220	50	22	45	22	5	APMT1604 APGT1604	ITS4023	ITK15	●
ICBAPF405050250	50	18	45	25.4	5				●
ICBAPF406063220	63	22	45	22	6				●
ICBAPF406063250	63	22	45	25.4	6				●
ICBAPF407080250	80	26	26	25.4	7				●
ICBAPF407080270	80	26	26	27	7				●

● stock ○ by inquiry

Customize available.

Recommended Cutting Conditions 建議切削數據

· For Shoulder Milling

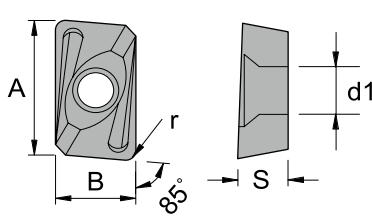
Working Material	APMT1135			APMT1604		
	Vc	fz	ap	Vc	fz	ap
Carbon Steel / Alloy Steel	120 ~ 250	0.10 ~ 0.22	0.5 ~ 7.0	120 ~ 250	0.12 ~ 0.28	0.5 ~ 11.0
Stainless Steel	100 ~ 180	0.08 ~ 0.18	0.5 ~ 4.0	100 ~ 180	0.10 ~ 0.22	0.5 ~ 7.0
Cast Iron	120 ~ 250	0.10 ~ 0.22	0.5 ~ 6.0	120 ~ 250	0.12 ~ 0.28	0.5 ~ 11.0
Aluminum Alloy	-	-	-	300 ~ 1000	0.10 ~ 0.40	0.5 ~ 11.0
High Temperature Alloy	40 ~ 100	0.07 ~ 0.14	0.5 ~ 4.0	40 ~ 100	0.10 ~ 0.22	0.5 ~ 7.0
Hardened Steel	50 ~ 100	0.07 ~ 0.15	0.5 ~ 4.0	50 ~ 100	0.10 ~ 0.22	0.5 ~ 7.0

· For High Feed Face Milling (use APMT113516 or APMT160416 insert)



Working Material	Vc	fz	ap
Carbon Steel / Alloy Steel	120 ~ 250	0.25 ~ 0.55	0.2 ~ 0.5
Stainless Steel	100 ~ 180	0.2 ~ 0.45	0.2 ~ 0.5
Cast Iron	120 ~ 250	0.25 ~ 0.55	0.2 ~ 0.5
High Temperature Alloy	40 ~ 100	0.175 ~ 0.35	0.2 ~ 0.5
Hardened Steel	50 ~ 100	0.175 ~ 0.375	0.2 ~ 0.5

Insert Specifications 刀片規格

Insert	Dimensions (mm)				
	A	B	S	r	d1
APMT113508	11.0	6.35	3.5	0.8	2.8
APMT113516	11.0	6.35	3.5	1.6	2.8
APMT160408	16.5	9.525	4.76	0.8	4.4
APMT160416	16.5	9.525	4.76	1.6	4.4
APGT160408	16.5	9.525	4.76	0.8	4.4



Insert Designation 刀片型號

Insert	Order No. 訂購編碼	Designation	Working Material					
			P	M	K	N	S	H
	IAPMT113508EMG23AX	APMT113508PDER-MG-CX23AX	○	○	○		○	●
	IAPMT113508EMG32HS	APMT113508PDER-MG-CX32HS	●	●	●		○	
	IAPMT113508EMG33TX	APMT113508PDER-MG-CX33TX	●	●	●		●	●
	IAPMT113508EMG43TX	APMT113508PDER-MG-CX43TX	●	●	●		●	
	IAPMT113516EMG23AX	APMT113516PDER-MG-CX23AX	○	○	○		○	●
	IAPMT113516EMG32HS	APMT113516PDER-MG-CX32HS	●	●	●		○	
	IAPMT113516EMG33TX	APMT113516PDER-MG-CX33TX	●	●	●		●	●
	IAPMT113516EMG43TX	APMT113516PDER-MG-CX43TX	●	●	●		●	

Shoulder Milling - CBAP 方肩銑刀

Insert Designation 刀片型號

Insert	Order No. 訂購編碼	Designation	Working Material					
			P	M	K	N	S	H
	IAPMT113508ERG23AX	APMT113508PDER-RG-CX23AX	○	○	○		○	●
	IAPMT113508ERG32HS	APMT113508PDER-RG-CX32HS	●	●	●		○	
	IAPMT113508ERG33TX	APMT113508PDER-RG-CX33TX	●	●	●		●	●
	IAPMT113508ERG43TX	APMT113508PDER-RG-CX43TX	●	●	●		●	
	IAPMT113508EHG32HS	APMT113508PDER-HG-CX32HS	●	●	●		○	
	IAPMT113508EHG33TX	APMT113508PDER-HG-CX33TX	●	●	●		●	●
	IAPMT113508EHG43TX	APMT113508PDER-HG-CX43TX	●	●	●		●	
	IAPGT160408EAL10	APGT160408PDER-AL-CX10				●		
	IAPGT160408EFG23AX	APGT160408PDER-FG-CX23AX	○	○	○		○	●
	IAPMT160408EMG23AX	APMT160408PDER-MG-CX23AX	○	○	○		○	●
	IAPMT160408EMG32HS	APMT160408PDER-MG-CX32HS	●	●	●		○	
	IAPMT160408EMG33TX	APMT160408PDER-MG-CX33TX	●	●	●		●	●
	IAPMT160408EMG43TX	APMT160408PDER-MG-CX43TX	●	●	●		●	
	IAPMT160408EMG47TA	APMT160408PDER-MG-CX47TA	●	●	○		●	○
	IAPMT160416EMG32HS	APMT160416PDER-MG-CX32HS	●	●	●		○	
	IAPMT160416EMG33TX	APMT160416PDER-MG-CX33TX	●	●	●		●	●
	IAPMT160416EMG43TX	APMT160416PDER-MG-CX43TX	●	●	●		●	
	IAPMT160408ERG23AX	APMT160408PDER-RG-CX23AX	○	○	○		○	●
	IAPMT160408ERG32HS	APMT160408PDER-RG-CX32HS	●	●	●		○	
	IAPMT160408ERG33TX	APMT160408PDER-RG-CX33TX	●	●	●		●	●
	IAPMT160408ERG43TX	APMT160408PDER-RG-CX43TX	●	●	●		●	
	IAPMT160408EHG23AX	APMT160408PDER-HG-CX23AX	○	○	○		○	●
	IAPMT160408EHG32HS	APMT160408PDER-HG-CX32HS	●	●	●		○	
	IAPMT160408EHG33TX	APMT160408PDER-HG-CX33TX	●	●	●		●	●
	IAPMT160408EHG43TX	APMT160408PDER-HG-CX43TX	●	●	●		●	

Indexable Milling

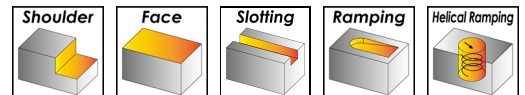
Shoulder Milling - CR39

方肩銑刀



- Use W390 inserts with 2 cutting edges.
- Optimized chip breaker for high efficient shoulder and side milling.
- 16~100mm cutter diameter, max. 11mm depth of cut.
- 使用 W390 銑刀片, 2 個可用切削角
- 優化的刀口設計適用於各種加工材料的高移除率的方肩銑和側銑
- 16~100mm 刀桿直徑, 最大切削深度可達 11mm

CR39E - Milling Tools 方肩銑刀



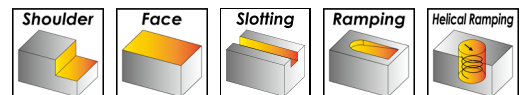
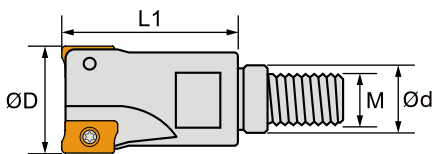
Insert Brand 建議刀片 : Winstar, Sandvik, ...

Order No. 訂購編碼	D	L1	L	d	T	Inserts	Screw	Wrench	Stock
ICR39E302016150	16	30	150	16	2	W39011T3	ITS2509	ITK08	●
ICR39E303020150	20	30	150	20	3				○
ICR39E303025150	25	30	150	25	3				●
ICR39E303032150	32	35	150	32	3				○
ICR39E802025150	25	35	150	25	2	W3901806	ITS4005	ITK15	○
ICR39E803032150	32	40	150	32	3				○

● stock ○ by inquiry

Customize available.

CR39M - Modular Milling Heads 方肩銑刀頭



Insert Brand 建議刀片 : Winstar, Sandvik, ...

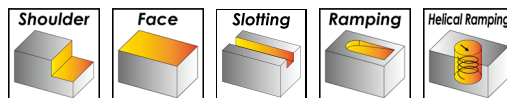
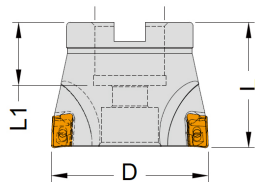
Order No. 訂購編碼	D	L1	d	M	T	Inserts	Screw	Wrench	Stock
ICR39M302016080	16	26	8.5	M8	2	W39011T3	ITS2509	ITK08	○
ICR39M303020100	20	32	10.5	M10	3				○
ICR39M303025120	25	38	12.5	M12	3				○
ICR39M303032160	32	41	17	M16	3				○

● stock ○ by inquiry

※ For screw-in type adapter, please refer to Tooling System 搭配鎖牙式刀桿, 請參考刀具系統

Shoulder Milling - CR39 方肩銑刀

CR39F - Milling Tools 方肩銑刀



Insert Brand 建議刀片 : Winstar, Sandvik, ...

Order No. 訂購編碼	D	L	d	T	Coolant	Inserts	Screw	Wrench	Stock
ICR39F305040161	40	40	16	5	✓	W39011T3	ITS2509	ITK08	●
ICR39F304050220	50	40	22	4					○
ICR39F306050221	50	40	22	6	✓				●
ICR39F305063220	63	40	22	5					○
ICR39F307063221	63	50	22	7	✓				●
ICR39F308080270	80	50	27	8					○
ICR39F805050221	50	40	22	5	✓	W3901806	ITS4005	ITK15	●
ICR39F806063221	63	40	22	6	✓				●
ICR39F807080271	80	50	27	7	✓				●
ICR39F808100321	100	50	32	8	✓				●

● stock ○ by inquiry

Customize available.

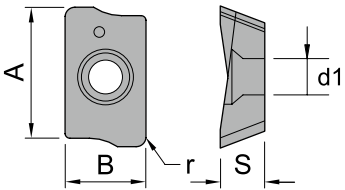
Recommended Cutting Conditions 建議切削數據

Working Material	Vc	W39011T3		W3901806	
		fz	ap	fz	ap
Carbon Steel / Alloy Steel	120 ~ 250	0.10 ~ 0.22	0.3 ~ 7.0	0.12 ~ 0.28	0.5 ~ 11.0
Stainless Steel	100 ~ 180	0.08 ~ 0.18	0.3 ~ 4.0	0.10 ~ 0.22	0.5 ~ 7.0
Cast Iron	120 ~ 250	0.10 ~ 0.22	0.3 ~ 6.0	0.12 ~ 0.28	0.5 ~ 10.0
High Temperature Alloy	40 ~ 100	0.07 ~ 0.14	0.3 ~ 4.0	0.10 ~ 0.18	0.5 ~ 7.0
Hardened Steel	50 ~ 100	0.07 ~ 0.15	0.3 ~ 4.0	0.10 ~ 0.20	0.5 ~ 7.0





Indexable Milling

Insert Specifications 刀片規格

Insert	Dimensions (mm)				
	A	B	S	r	d1
W39011T308	11	6.9	3.59	0.8	2.8
W39011T320	11	6.9	3.59	2.0	2.8
W390180612	15.4	11	6.33	1.2	4.2



Insert Designation 刀片型號

Insert	Order No. 訂購編碼	Designation	Working Material					
			P	M	K	N	S	H
	IW39011T308SG23AX	W39011T308-SG-CX23AX	○	○	○		○	●
	IW39011T308SG32HS	W39011T308-SG-CX32HS	●	●	●		○	
	IW39011T308SG33TX	W39011T308-SG-CX33TX	●	●	●		●	●
	IW39011T308SG43TX	W39011T308-SG-CX43TX	●	●	●		●	
	IW39011T308MG23AX	W39011T308-MG-CX23AX	○	○	○		○	●
	IW39011T308MG32HS	W39011T308-MG-CX32HS	●	●	●		○	
	IW39011T308MG33TX	W39011T308-MG-CX33TX	●	●	●		●	●
	IW39011T308MG43TX	W39011T308-MG-CX43TX	●	●	●		●	
	IW39011T308MG37TA	W39011T308-MG-CX37TA	○	○	●		○	○
	IW39011T308MG47TA	W39011T308-MG-CX47TA	●	●	○		●	○
	IW39011T320MG23AX	W39011T320-MG-CX23AX	○	○	○		○	●
	IW39011T320MG32HS	W39011T320-MG-CX32HS	●	●	●		○	
	IW39011T320MG33TX	W39011T320-MG-CX33TX	●	●	●		●	●
	IW39011T320MG43TX	W39011T320-MG-CX43TX	●	●	●		●	
	IW39011T320MG37TA	W39011T320-MG-CX37TA	○	○	●		○	○
	IW39011T320MG47TA	W39011T320-MG-CX47TA	●	●	○		●	○
	IW390180612SG32HS	W390180612-SG-CX32HS	●	●	●		○	
	IW390180612SG33TX	W390180612-SG-CX33TX	●	●	●		●	●
	IW390180612SG43TX	W390180612-SG-CX43TX	●	●	●		●	
	IW390180612SG37TA	W390180612-SG-CX37TA	○	○	●		○	○
	IW390180612SG47TA	W390180612-SG-CX47TA	●	●	○		●	○

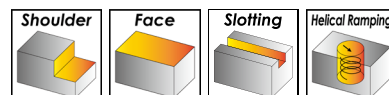
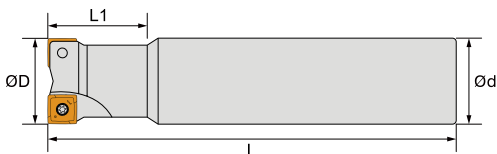
Shoulder Milling - CR49 方肩銑刀



- Use W490 inserts with 4 cutting edges.
- Great repeat side milling capability to reduce burs and get good surface finishing.
- 20~80mm cutter diameter, max. 9mm depth of cut.
- 使用 W490 單面銑刀片, 4 個可用切削角
- 出色的重複側銑能力可減少毛刺產生並獲得良好的表面光潔度
- 20~80mm 刀盤直徑, 最大切削深度可達 9mm

Indexable Milling

CR49E - Milling Tools 方肩銑刀

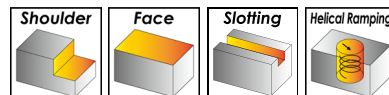
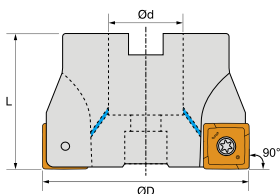


Insert Brand 建議刀片 : Winstar, Sandvik, ...

Order No. 訂購編碼	D	L1	L	d	T	Inserts	Screw	Wrench	Stock
ICR49E802020100	20	25	100	20	2	W49008T3	ITS2507	ITK08	●
ICR49E802020150	20	25	150	20	2				●
ICR49E803025100	25	32	100	20	3				●
ICR49E803025150	25	32	150	20	3				●

● stock ○ by inquiry

CR49F - Milling Tools 方肩銑刀



Insert Brand 建議刀片 : Winstar, Sandvik, ...

Order No. 訂購編碼	D	L	d	T	Coolant	Inserts	Screw	Wrench	Stock
ICR49F804040161	40	40	16	4	✓	W49008T3	ITS2507	ITK08	●
ICR49F805050221	50	40	22	5	✓				●
ICR49F806063221	63	40	22	6	✓				●
ICR49F404050221	50	40	22	4	✓	W4901404	ITS3505	ITK15	●
ICR49F405063221	63	40	22	5	✓				●
ICR49F407080271	80	50	27	7	✓				●

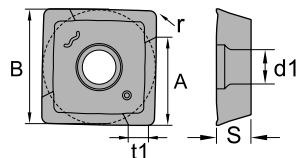
● stock ○ by inquiry

Recommended Cutting Conditions 建議切削數據




Working Material	Vc	W49008T3		W4901404	
		fz	ap	fz	ap
Carbon Steel / Alloy Steel	120 ~ 250	0.05 ~ 0.12	0.3 ~ 5.5	0.06 ~ 0.15	0.3 ~ 9
Stainless Steel	100 ~ 180	0.04 ~ 0.10	0.3 ~ 4.5	0.05 ~ 0.12	0.3 ~ 8
Cast Iron	120 ~ 250	0.05 ~ 0.12	0.3 ~ 5.5	0.06 ~ 0.15	0.3 ~ 9
Aluminum Alloy	300 ~ 1000	-	-	0.05 ~ 0.15	0.3 ~ 9
High Temperature Alloy	40 ~ 100	0.03 ~ 0.09	0.3 ~ 4.5	0.04 ~ 0.11	0.3 ~ 8
Hardened Steel	50 ~ 100	0.03 ~ 0.09	0.3 ~ 4.5	0.04 ~ 0.11	0.3 ~ 8

Insert Specifications 刀片規格

Insert	Dimensions (mm)					
	A	B	S	r	d1	t1
W49008T308	5.6	8.5	3.3	0.8	2.8	1.2
W490140408	10.3	13.8	3.9	0.8	4.1	2.0



Insert Designation 刀片型號

Insert	Order No. 訂購編碼	Designation	Working Material					
			P	M	K	N	S	H
	IW49008T308SG23AX	W49008T308-SG-CX23AX	○	○	○		○	●
	IW49008T308SG32HS	W49008T308-SG-CX32HS	●	●	●		○	
	IW49008T308SG33TX	W49008T308-SG-CX33TX	●	●	●		●	●
	IW49008T308SG43TX	W49008T308-SG-CX43TX	●	●	●		●	
	IW490140408SG32HS	W490140408-SG-CX32HS	●	●	●		○	
	IW490140408SG33TX	W490140408-SG-CX33TX	●	●	●		●	●
	IW490140408SG43TX	W490140408-SG-CX43TX	●	●	●		●	
	IW490140408MG23AX	W490140408-MG-CX23AX	○	○	○		○	●
	IW490140408MG32HS	W490140408-MG-CX32HS	●	●	●		○	
	IW490140408MG33TX	W490140408-MG-CX33TX	●	●	●		●	●
	IW490140408MG43TX	W490140408-MG-CX43TX	●	●	●		●	
	IW490140408MG37TA	W490140408-MG-CX37TA	○	○	●		○	○
	IW490140408MG47TA	W490140408-MG-CX47TA	●	●	○		●	○

Shoulder Milling - CWEX

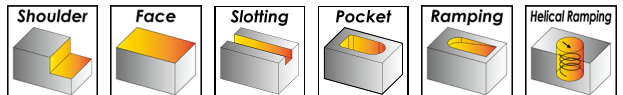
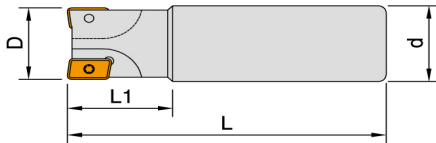
方肩銑刀



- Use AXMT inserts with 2 cutting edges.
- Strong cutting edges for high removal rate shoulder milling.
- 16~100mm cutter diameter, max. 11mm depth of cut.
- 使用 AXMT 銑刀片, 2 個可用切削角
- 堅固的切削刃提供高移除率的方肩銑刀
- 16~100mm 刀桿直徑, 最大切削深度可達 11mm

Indexable Milling

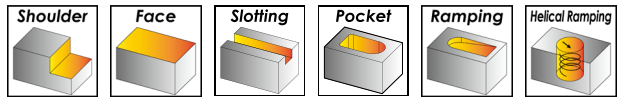
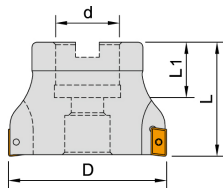
CWEXE - Milling Tools 方肩銑刀



Insert Brand 建議刀片 : Winstar, Sumitomo, Nachi, ...

Order No. 訂購編碼	D	L1	L	d	T	Inserts	Screw	Wrench	Stock
ICWEXE202016120	16	35	120	16	2	AXMT1235	ITS3002	ITK09	●
ICWEXE203020120	20	40	120	20	3				●
ICWEXE204025150	25	45	150	25	4				●
ICWEXE205032150	32	45	150	32	5				●
ICWEXE702025150	25	40	150	25	2	AXMT1705	ITS4004	ITK15	●
ICWEXE703032150	32	45	150	32	3				●

CWEXF - Milling Tools 方肩銑刀



Insert Brand 建議刀片 : Winstar, Sumitomo, Nachi, ...

Order No. 訂購編碼	D	L1	L	d	T	Inserts	Screw	Wrench	Stock
ICWEXF206050220	50	20	45	22	6	AXMT1235	ITS3002	ITK09	●
ICWEXF207063220	63	20	45	22	7				●
ICWEXF208080270	80	26	50	27	8				●
ICWEXF704050220	50	20	45	22	4	AXMT1705	ITS4004	ITK15	●
ICWEXF705063220	63	20	45	22	5				●
ICWEXF707080270	80	26	50	27	7				●
ICWEXF707100320	100	26	50	32	7				○

● stock ○ by inquiry

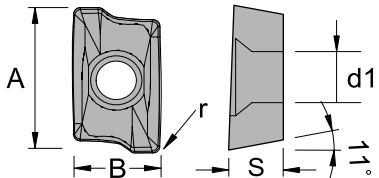
Customize available.

Recommended Cutting Conditions 建議切削數據




Working Material	AXMT1235			AXMT1705		
	Vc	fz	ap	Vc	fz	ap
Carbon Steel / Alloy Steel	120 ~ 250	0.10 ~ 0.22	0.3 ~ 7.0	120 ~ 250	0.12 ~ 0.28	0.5 ~ 11.0
Stainless Steel	100 ~ 180	0.08 ~ 0.18	0.3 ~ 4.0	100 ~ 180	0.10 ~ 0.22	0.5 ~ 7.0
Cast Iron	120 ~ 250	0.10 ~ 0.22	0.3 ~ 6.0	120 ~ 250	0.12 ~ 0.28	0.5 ~ 10.0
High Temperature Alloy	40 ~ 100	0.07 ~ 0.14	0.3 ~ 4.0	40 ~ 100	0.10 ~ 0.18	0.5 ~ 7.0
Hardened Steel	50 ~ 100	0.07 ~ 0.15	0.3 ~ 4.0	50 ~ 100	0.10 ~ 0.20	0.5 ~ 7.0

Insert Specifications 刀片規格

Insert	Dimensions (mm)				
	A	B	S	r	d1
AXMT123508	12.18	6.93	3.58	0.8	3.4
AXMT170508	17.50	10.2	5.56	0.8	4.6
AXMT170516	17.50	10.2	5.56	1.6	4.6



Insert Designation 刀片型號

Insert	Order No. 訂購編碼	Designation	Working Material					
			P	M	K	N	S	H
	IAXMT123508ERG23AX	AXMT123508PEER-RG-CX23AX	○	○	○		○	●
	IAXMT123508ERG32HS	AXMT123508PEER-RG-CX32HS	●	●	●		○	
	IAXMT123508ERG33TX	AXMT123508PEER-RG-CX33TX	●	●	●		●	●
	IAXMT123508ERG43TX	AXMT123508PEER-RG-CX43TX	●	●	●		●	
	IAXMT123508ERG37TA	AXMT123508PEER-RG-CX37TA	○	○	●		○	○
	IAXMT170508ERG23AX	AXMT170508PEER-RG-CX23AX	○	○	○		○	●
	IAXMT170508ERG32HS	AXMT170508PEER-RG-CX32HS	●	●	●		○	
	IAXMT170508ERG33TX	AXMT170508PEER-RG-CX33TX	●	●	●		●	●
	IAXMT170508ERG43TX	AXMT170508PEER-RG-CX43TX	●	●	●		●	
	IAXMT170508ERG37TA	AXMT170508PEER-RG-CX37TA	○	○	●		○	○
	IAXMT170516ERG32HS	AXMT170516PEER-RG-CX32HS	●	●	●		○	○
	IAXMT170516ERG33TX	AXMT170516PEER-RG-CX33TX	●	●	●		●	●
	IAXMT170516ERG43TX	AXMT170516PEER-RG-CX43TX	●	●	●		●	
	IAXMT170516ERG37TA	AXMT170516PEER-RG-CX37TA	○	○	●		○	○
	IAXMT170516ERG47TA	AXMT170516PEER-RG-CX47TA	●	●	○		●	○

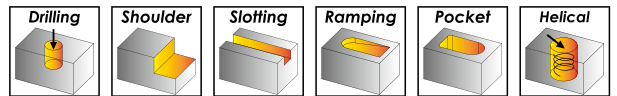
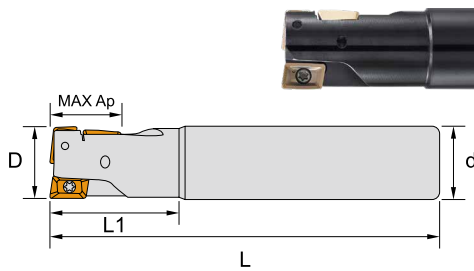
Drilling & Milling - CWMM 鑽銑刀



- Use APMT inserts with 2 cutting edges.
- Cutter with over-center design for drilling and milling.
- 10~80mm cutter diameter, max. 11mm depth of cut.
- 使用 APMT 銑刀片, 2 個可用切削角
- 刀桿過中心設計, 適用於鑽孔、方肩、開槽、斜坡、挖槽、及螺旋銑削
- 10~80mm 刀桿直徑, 最大端銑切削深度可達 11mm

Indexable Milling

CWMMD - Drilling & Milling Tools 鑽銑刀



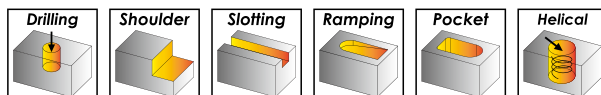
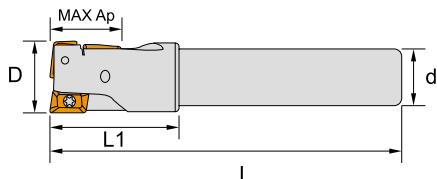
Insert Brand 建議刀片 : Winstar, Sumitomo, Nachi, ...

Order No. 訂購編碼	D	L1	L	d	Insert Number	Max Ap	Inserts	Screw	Wrench	Stock
ICWMMD303020120	20	35	125	20	3	16	APMT1035	ITS2515	ITK08	●
ICWMMD303020180	20	35	185	20	3	16				●
ICWMMD304025140	25	35	140	25	4	24				●
ICWMMD304025220	25	35	220	25	4	24	APMT1605	ITS4004	ITK15	●
ICWMMD604032150	32	50	150	32	4	40				●
ICWMMD604032230	32	60	230	32	4	40				●

● stock ○ by inquiry

Drilling & Milling - CWMM 鑽銑刀

CWMMD - Drilling & Milling Tools 鑽銑刀



Insert Brand 建議刀片 : Winstar, Sumitomo, Nachi, ...

Order No. 訂購編碼	D	L1	L	d	Insert Number	Max Ap	Inserts	Screw	Wrench	Stock
ICWMMD303021120	21	35	125	20	3	16	APMT1035	ITS2515	ITK08	●
ICWMMD304026140	26	35	140	25	4	24				●
ICWMMD305030150	30	50	150	25	5	32				●
ICWMMD604033150	33	50	150	32	4	40	APMT1605	ITS4004	ITK15	●
ICWMMD604040160	40	60	160	32	4	40				●
ICWMMD604040240	40	60	240	32	4	40				●

● stock ○ by inquiry

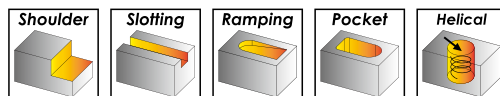
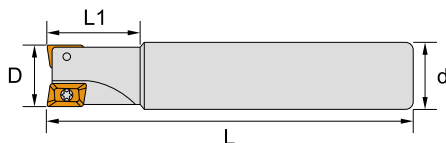
Recommended Cutting Conditions 建議切削數據

Working Material	Vc	fz					
		APMT1035			APMT1605		
		Shoulder	Slotting	Drilling	Shoulder	Slotting	Drilling
Carbon Steel / Alloy Steel	100 ~ 160	0.06 ~ 0.20	0.06 ~ 0.12	0.06 ~ 0.18	0.06 ~ 0.25	0.06 ~ 0.15	0.06 ~ 0.20
Stainless Steel	80 ~ 120	0.05 ~ 0.15	0.05 ~ 0.10	0.05 ~ 0.12	0.05 ~ 0.20	0.05 ~ 0.12	0.05 ~ 0.18
Cast Iron	90 ~ 180	0.06 ~ 0.20	0.06 ~ 0.12	0.06 ~ 0.18	0.06 ~ 0.25	0.06 ~ 0.15	0.06 ~ 0.20
High Temperature Alloy	60 ~ 100	0.05 ~ 0.12	0.05 ~ 0.08	0.05 ~ 0.10	0.05 ~ 0.17	0.05 ~ 0.10	0.05 ~ 0.15
Hardened Steel	60 ~ 100	0.05 ~ 0.12	0.05 ~ 0.08	0.05 ~ 0.10	0.05 ~ 0.17	0.05 ~ 0.10	0.05 ~ 0.15

※ Use step feed in drilling, per step Ap 0.5 ~ 1.0mm. 鑽孔加工時，需分次加工 (每段 Ap 0.5 ~ 1.0mm)

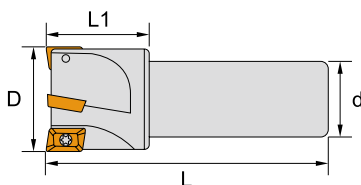
Shoulder Milling - CWMM 方肩銑刀

CWMME - Milling Tools 方肩銑刀



Insert Brand 建議刀片 : Winstar, Sumitomo, Nachi, ...

Order No. 訂購編碼	D	L1	L	d	T	Inserts	Screw	Wrench	Stock
ICWMMME301010100	10	20	100	12	1	APMT1035	ITS2515	ITK08	●
ICWMMME301012100	12	25	100	12	1				●
ICWMMME302016120	16	25	120	16	2				●
ICWMMME303020120	20	30	120	20	3				●
ICWMMME304025150	25	35	150	25	4				●
ICWMMME305032150	32	45	150	32	5				●
ICWMMME602025150	25	40	150	25	2	APMT1605	ITS4004	ITK15	●
ICWMMME602025220	25	40	220	25	2				●
ICWMMME602032150	32	45	150	32	2				●
ICWMMME602032250	32	45	250	32	2				●
ICWMMME603032150	32	45	150	32	3				●



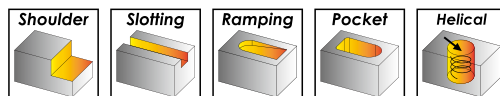
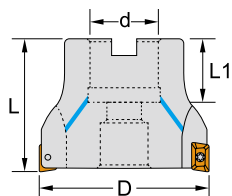
Order No. 訂購編碼	D	L1	L	d	T	Inserts	Screw	Wrench	Stock
ICWMMME306040130	40	45	135	32	6	APMT1035	ITS2515	ITK08	○
ICWMMME306050130	50	45	135	32	6				○
ICWMMME306063130	63	45	135	32	6				○
ICWMMME603035150	35	45	150	32	3	APMT1605	ITS4004	ITK15	○
ICWMMME603035250	35	45	250	32	3				○
ICWMMME603040130	40	45	135	32	3				○
ICWMMME604050130	50	45	135	32	4				○

● stock ○ by inquiry

Indexable Milling

Shoulder Milling - CWMM 方肩銑刀

CWMMF - Milling Tools 方肩銑刀



Insert Brand 建議刀片 : Winstar, Sumitomo, Nachi, ...

Order No. 訂購編碼	D	L1	L	d	T	Coolant Hole	Inserts	Screw	Wrench	Stock
ICWMMF306050221	50	20	45	22	6	✓	APMT1035	ITS2515	ITK08	●
ICWMMF306050250	50	20	45	25.4	6					●
ICWMMF306063220	63	20	45	22	6					●
ICWMMF306063250	63	20	45	25.4	6		APMT1605	ITS4004	ITK15	●
ICWMMF604050221	50	20	45	22	4	✓				●
ICWMMF604050251	50	20	45	25.4	4	✓				●
ICWMMF605063220	63	20	45	22	5					○
ICWMMF605063251	63	20	45	25.4	5	✓				●
ICWMMF606080250	80	26	50	25.4	6					●
ICWMMF606080270	80	26	50	27	6					○

● stock ○ by inquiry

Recommended Cutting Conditions 建議切削數據

Working Material	APMT1035			APMT1605		
	Vc	fz	ap	Vc	fz	ap
Carbon Steel / Alloy Steel	120 ~ 250	0.10 ~ 0.22	0.3 ~ 7.0	120 ~ 250	0.12 ~ 0.28	0.5 ~ 11.0
Stainless Steel	100 ~ 180	0.08 ~ 0.18	0.3 ~ 4.0	100 ~ 180	0.10 ~ 0.22	0.5 ~ 7.0
Cast Iron	120 ~ 250	0.10 ~ 0.22	0.3 ~ 6.0	120 ~ 250	0.12 ~ 0.28	0.5 ~ 10.0
High Temperature Alloy	40 ~ 100	0.07 ~ 0.14	0.3 ~ 4.0	40 ~ 100	0.10 ~ 0.18	0.5 ~ 7.0
Hardened Steel	50 ~ 100	0.07 ~ 0.15	0.3 ~ 4.0	50 ~ 100	0.10 ~ 0.20	0.5 ~ 7.0

Shoulder Milling - CWMM 方肩銑刀

Insert Specifications 刀片規格

Insert	Dimensions (mm)				
	A	B	S	r	d1
APMT103508	10	6.6	3.5	0.8	3
APET160508	16	9.525	5.56	0.8	4.4
APMT160508	16	9.525	5.56	0.8	4.4

Indexable Milling

Insert Designation 刀片型號

Insert	Order No. 訂購編碼	Designation 型號	Working Material					
			P	M	K	N	S	H
	IAPMT103508ERG23AX	APMT103508PDER-RG-CX23AX	○	○	○		○	●
	IAPMT103508ERG32HS	APMT103508PDER-RG-CX32HS	●	●	●		○	
	IAPMT103508ERG33TX	APMT103508PDER-RG-CX33TX	●	●	●		●	●
	IAPMT103508ERG43TX	APMT103508PDER-RG-CX43TX	●	●	●		●	
	IAPET160508FAL10	APET160508PDFR-AL-CX10				●		
	IAPMT160508ERG32HS	APMT160508PDER-RG-CX32HS	●	●	●		○	
	IAPMT160508ERG33TX	APMT160508PDER-RG-CX33TX	●	●	●		●	●

CXBN Series

- Use BNMX double-sided inserts with 4 cutting edges.
- High feed and low cutting force offers better productivity.
- 15~100mm cutter diameter, max. 1.4mm depth of cut.

- 使用 BNMX 雙面銑刀片，4 個可用切削角
- 高進給及低切削阻力設計確保較大的生產率，適用於各種應用及材料
- 15~100mm 刀桿直徑，最大切削深度可達 1.4mm

→ Page A066

CXLN Series

- Use LNMX double-sided inserts with 4 cutting edges.
- High feed and sharp cutting edges for low cutting force applications.
- 16~50mm cutter diameter, max. 0.9mm depth of cut.

- 使用 LNMX 雙面銑刀片，4 個可用切削角
- 高進給及大前角設計的切削刃可實現極低切削阻力，並達成高金屬移除率
- 16~50mm 刀桿直徑，最大切削深度可達 0.9mm

→ Page A070

CXLO Series

- Use LOGX double-sided inserts with 4 cutting edges.
- High feed and high precision cutting edges for good surface finishing.
- 16~50mm cutter diameter, max. 0.9mm depth of cut.

- 使用 LOGX 雙面銑刀片，4 個可用切削角
- 高進給及高精度切削刃適用於高溫合金加工，並可達到優良的表面光潔度
- 16~50mm 刀桿直徑，最大切削深度可達 0.9mm

→ Page A073

CXWN Series

- Use WNMX double-sided inserts with 6 cutting edges.
- High feed and low cost for multi-functional applications.
- 25~160mm cutter diameter, max. 1.35mm depth of cut.

- 使用 WNMX 雙面銑刀片，6 個可用切削角
- 高進給及低成本適用於面銑、斜坡銑和插銑等多功能加工
- 25~160mm 刀桿直徑，最大切削深度可達 1.35mm

→ Page A076

CALP Series



- Use LPGX inserts with 2 cutting edges.
- High feed and small size cutter for replacing solid carbide tools.
- 8~16mm cutter diameter, max. 0.5mm depth of cut.
- 使用 LPGX 銑刀片, 2 個可用切削角
- 高進給及小尺寸刀具可取代全鎢鋼刀具, 適用於廣泛的加工及材質應用
- 8~16mm 刀桿直徑, 最大切削深度可達 0.5mm

→ Page A079


CAJX Series



- Use JDMT or JDMW inserts with 3 cutting edges.
- High feed and high rigidity cutting edge for wide range applications.
- 32~100mm cutter diameter, max. 2mm depth of cut.
- 使用 JDMT 或 JDMW 銑刀片, 3 個可用切削角
- 高進給及高剛性切削刀口適用於各種材料和應用
- 32~100mm 刀桿直徑, 最大切削深度可達 2mm

→ Page A082

CASR Series



- Use SDMT or SDNW inserts with 4 cutting edges.
- High feed and more economical for wide range applications.
- 50~80mm cutter diameter, max. 1.5mm depth of cut.
- 使用 SDMT 或 SDNW 銑刀片, 4 個可用切削角
- 高進給、高經濟及高剛性切削刀口適用於各種材料和應用
- 50~80mm 刀盤直徑, 最大切削深度可達 1.5mm

→ Page A084

CF23 Series



- Use WP26 inserts with 3 cutting edges.
- High feed and high rigidity negative designed for hardened steel.
- 32~160mm cutter diameter, max. 2mm depth of cut.
- 使用 WP26 銑刀片, 3 個可用切削角
- 高進給及高剛性負角設計, 適用於較硬材料加工
- 32~160mm 刀桿直徑, 最大切削深度可達 2mm

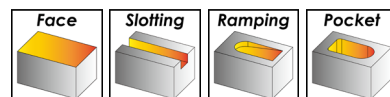
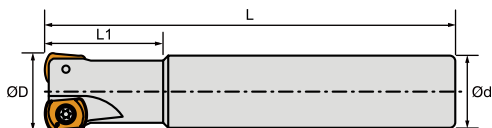
→ Page A086

High Feed Milling - CXBN 高進給銑刀



- Use BNMX double-sided inserts with 4 cutting edges.
- High feed and low cutting force offers better productivity.
- 15~100mm cutter diameter, max. 1.4mm depth of cut.
- 使用 BNMX 雙面銑刀片，4 個可用切削角
- 高進給及低切削阻力設計確保較大的生產率，適用於各種應用及材料
- 15~100mm 刀桿直徑，最大切削深度可達 1.4mm

CXBN - Milling Tools 高進給銑刀



Insert Brand 建議刀片 : Winstar, Taegutec, ...

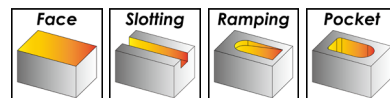
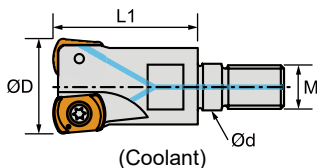
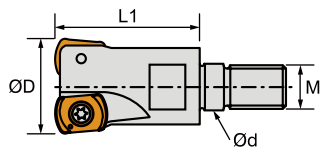
Order No. 訂購編碼	D	L1	L	d	T	Inserts	Screw	Wrench	Stock
ICXBNE602015130	15	26	130	16	2	BNMX0603	ITS3004	ITK08	●
ICXBNE602016130	16	26	130	16	2				●
ICXBNE602017130	17	26	130	16	2				●
ICXBNE602018130	18	25	130	20	2				●
ICXBNE603020150	20	40	150	20	3				●
ICXBNE603021150	21	40	150	20	3				●
ICXBNE604025150	25	40	150	25	4				●
ICXBNE604026150	26	30	150	25	4				●
ICXBNE604032200	32	45	200	32	4				●
ICXBNE903025150	25	40	150	25	3	BNMX0904	ITS4009	ITK15	●
ICXBNE903032150	32	40	150	32	3				●

● stock ○ by inquiry

Customize available.

High Feed Milling - CXBN 高進給銑刀

CXBNM - Modular Milling Heads 高進給銑刀頭



Insert Brand 建議刀片 : Winstar, Taegutec, ...

Order No. 訂購編碼	D	L1	d	M	T	Coolant Hole	Inserts	Screw	Wrench	Stock
ICXBNM602016080	16	26	8.5	M8	2		BNMX0603	ITS3004	ITK08	●
ICXBNM602016081	16	26	8.5	M8	2	✓				●
ICXBNM603020100	20	30	10.5	M10	3					●
ICXBNM603020101	20	30	10.5	M10	3	✓				●
ICXBNM603021100	21	30	10.5	M10	3					●
ICXBNM603025120	25	35	12.5	M12	3					●
ICXBNM604025120	25	35	12.5	M12	4					●
ICXBNM604025121	25	35	12.5	M12	4	✓				●
ICXBNM603026120	26	35	12.5	M12	3					●
ICXBNM604032161	32	40	17.0	M16	4	✓				●
ICXBNM605032160	32	40	17.0	M16	5					●
ICXBNM605032161	32	40	17.0	M16	5	✓				●
ICXBNM606040161	40	43	17.0	M16	6	✓				●
ICXBNM903025121	25	35	12.5	M12	3	✓				BNMX0904
ICXBNM904032161	32	40	17.0	M16	4	✓	●			
ICXBNM904035161	35	43	17.0	M16	4	✓	○			
ICXBNM905042161	42	43	17.0	M16	5	✓	●			

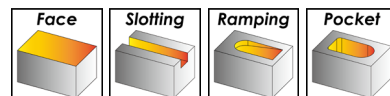
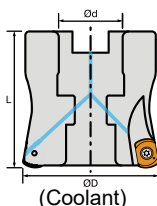
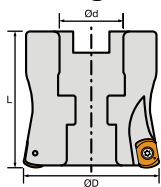
● stock ○ by inquiry

※ For screw-in type adapter, please refer to Tooling System 搭配鎖牙式刀桿，請參考刀具系統

Indexable Milling

High Feed Milling - CXBN 高進給銑刀

CXBNF - Milling Tools 高進給銑刀



Insert Brand 建議刀片 : Winstar, Taegutec, ...

Order No. 訂購編碼	D	L	d	T	Coolant Hole	Inserts	Screw	Wrench	Stock
ICXBNF606040220	40	50	22	6		BNMX0603	ITS3004	ITK08	●
ICXBNF606040221	40	50	22	6	✓				●
ICXBNF607050220	50	50	22	7					●
ICXBNF607050221	50	50	22	7	✓				●
ICXBNF607052221	52	50	22	7	✓				○
ICXBNF607063220	63	50	22	7		BNMX0904	ITS3504	ITK15	●
ICXBNF906050221	50	50	22	6	✓				●
ICXBNF906052221	52	50	22	6	✓		●		
ICXBNF907063220	63	50	22	7			●		
ICXBNF907063271	63	50	27	7	✓		●		
ICXBNF907066271	66	50	27	7	✓		○		
ICXBNF908080271	80	50	27	8	✓		●		
ICXBNF910100321	100	50	32	10	✓		●		

● stock ○ by inquiry

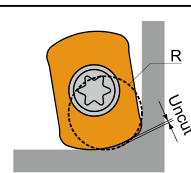
Customize available.

Recommended Cutting Conditions 建議切削數據

Working Material	BNMX0603			BNMX0904		
	Vc	fz	ap	Vc	fz	ap
Carbon Steel / Alloy Steel	120 ~ 250	0.4 ~ 1.6	0.3 ~ 0.9	120 ~ 250	0.4 ~ 2.0	0.3 ~ 1.4
Stainless Steel	100 ~ 180	0.3 ~ 1.2	0.3 ~ 0.7	100 ~ 180	0.3 ~ 1.6	0.3 ~ 1.2
Cast Iron	120 ~ 250	0.4 ~ 1.6	0.3 ~ 0.9	120 ~ 250	0.4 ~ 2.0	0.3 ~ 1.4
High Temperature Alloy	40 ~ 100	0.3 ~ 0.8	0.3 ~ 0.6	40 ~ 100	0.3 ~ 1.2	0.3 ~ 1.2
Hardened Steel	50 ~ 100	0.3 ~ 1.0	0.3 ~ 0.6	50 ~ 100	0.3 ~ 1.4	0.3 ~ 1.2

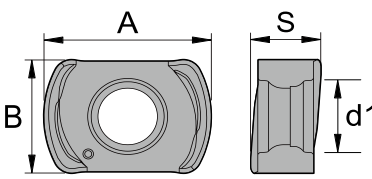
Corner R Programming R 角軟體模擬設定

Designation	Approx. R (mm)	
	Input. R	Uncut
BNMX0603	2.0	0.42
BNMX0904	2.5	0.61







Insert Specifications 刀片規格

Insert	Dimensions (mm)			
	A	B	S	d1
BNMX0603	9.0	6.38	3.75	3.2
BNMX0904	11.9	9.18	4.8	4.2



Insert Designation 刀片型號

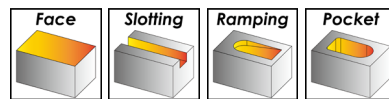
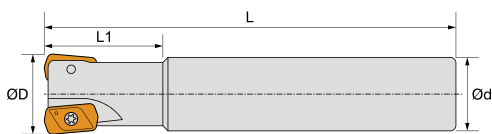
Insert	Order No. 訂購編碼	Designation	Working Material					
			P	M	K	N	S	H
	IBNMX0603SG23AX	BNMX0603-SG-CX23AX	○	○	○		○	●
	IBNMX0603SG32HS	BNMX0603-SG-CX32HS	●	●	●		○	
	IBNMX0603SG33TX	BNMX0603-SG-CX33TX	●	●	●		●	●
	IBNMX0603SG43TX	BNMX0603-SG-CX43TX	●	●	●		●	
	IBNMX0603MG23AX	BNMX0603-MG-CX23AX	○	○	○		○	●
	IBNMX0603MG32HS	BNMX0603-MG-CX32HS	●	●	●		○	
	IBNMX0603MG33TX	BNMX0603-MG-CX33TX	●	●	●		●	●
	IBNMX0603MG43TX	BNMX0603-MG-CX43TX	●	●	●		●	
	IBNMX0603MG37TA	BNMX0603-MG-CX37TA	○	○	●		○	○
	IBNMX0603MG47TA	BNMX0603-MG-CX47TA	●	●	○		●	○
	IBNMX0603RG23AX	BNMX0603-RG-CX23AX	○	○	○		○	●
	IBNMX0603RG32HS	BNMX0603-RG-CX32HS	●	●	●		○	
	IBNMX0603RG33TX	BNMX0603-RG-CX33TX	●	●	●		●	●
	IBNMX0603RG43TX	BNMX0603-RG-CX43TX	●	●	●		●	
	IBNMX0603RG37TA	BNMX0603-RG-CX37TA	○	○	●		○	○
	IBNMX0603RG47TA	BNMX0603-RG-CX47TA	●	●	○		●	○
	IBNMX0904MG23AX	BNMX0904-MG-CX23AX	○	○	○		○	●
	IBNMX0904MG32HS	BNMX0904-MG-CX32HS	●	●	●		○	
	IBNMX0904MG33TX	BNMX0904-MG-CX33TX	●	●	●		●	●
	IBNMX0904MG43TX	BNMX0904-MG-CX43TX	●	●	●		●	
	IBNMX0904MG37TA	BNMX0904-MG-CX37TA	○	○	●		○	○
	IBNMX0904MG47TA	BNMX0904-MG-CX47TA	●	●	○		●	○

High Feed Milling - CXLN 高進給銑刀



- Use LNMX double-sided inserts with 4 cutting edges.
- High feed and sharp cutting edges for low cutting force applications.
- 16~50mm cutter diameter, max. 0.9mm depth of cut.
- 使用 LNMX 雙面銑刀片，4 個可用切削角
- 高進給及大前角設計的切削刃可實現極低切削阻力，並達成高金屬移除率
- 16~50mm 刀桿直徑，最大切削深度可達 0.9mm

CXLNE - Milling Tools 高進給銑刀



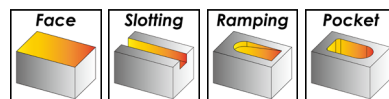
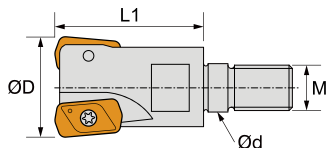
Insert Brand 建議刀片 : Winstar, Tungaloy, ...

Order No. 訂購編碼	D	L1	L	d	T	Inserts	Screw	Wrench	Stock
ICXLNE302016100	16	30	100	16	2	LNMX0303	ITS2535	ITK07	●
ICXLNE302016150	16	30	150	16	2				●
ICXLNE303020150	20	50	150	20	3				●
ICXLNE304020130	20	50	130	20	4				○
ICXLNE304025150	25	60	150	25	4				●
ICXLNE305025140	25	60	140	25	5				○
ICXLNE306032150	32	70	150	32	6				●

● stock ○ by inquiry

Customize available.

CXLNM - Modular Milling Heads 高進給銑刀頭



Insert Brand 建議刀片 : Winstar, Tungaloy, ...

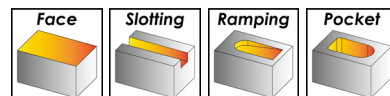
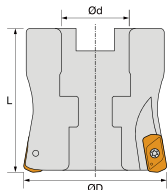
Order No. 訂購編碼	D	L1	d	M	T	Coolant Hole	Inserts	Screw	Wrench	Stock
ICXLNM302017080	17	26	8.5	M8	2		LNMX0303	ITS2535	ITK07	●
ICXLNM303021100	21	32	10.5	M10	3					●
ICXLNM303021101	21	32	10.5	M10	3	✓				●
ICXLNM304026120	26	38	12.5	M12	4					●
ICXLNM304032160	32	41	17	M16	4					●

● stock ○ by inquiry

※ For screw-in type adapter, please refer to Tooling System 搭配鎖牙式刀桿，請參考刀具系統

High Feed Milling - CXLN 高進給銑刀

CXLNF - Milling Tools 高進給銑刀



Insert Brand 建議刀片 : Winstar, Tungaloy, ...

Order No. 訂購編碼	D	L	d	T	Inserts	Screw	Wrench	Stock
ICXLNF308050220	50	50	22	8	LNMX0303	ITS2535	ITK07	○

● stock ○ by inquiry

Customize available.

Recommended Cutting Conditions 建議切削數據

Working Material	Vc	fz	ap
Carbon Steel / Alloy Steel	120 ~ 250	0.4 ~ 1.6	0.3 ~ 0.9
Stainless Steel	100 ~ 180	0.3 ~ 1.2	0.3 ~ 0.7
Cast Iron	120 ~ 250	0.4 ~ 1.6	0.3 ~ 0.9
High Temperature Alloy	40 ~ 100	0.3 ~ 0.8	0.3 ~ 0.6
Hardened Steel	50 ~ 100	0.3 ~ 1.0	0.3 ~ 0.6

Corner R Programming R角軟體模擬設定

Designation	Approx. R (mm)		
	Input. R	Uncut	
LNMX0303	1.5	0.5	

Indexable Milling

Insert Specifications 刀片規格

Insert	Dimensions (mm)			
	A	B	S	d1
LNMX0303	11.59	6.0	4.29	2.85

Insert Designation 刀片型號

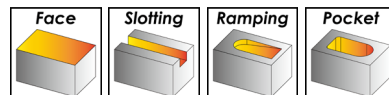
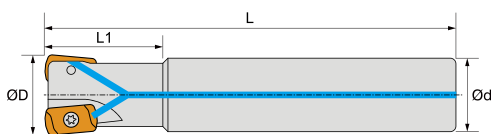
Insert	Order No. 訂購編碼	Designation	Working Material					
			P	M	K	N	S	H
	ILNMX0303SG23AX	LNMX0303-SG-CX23AX	○	○	○		○	●
	ILNMX0303SG32HS	LNMX0303-SG-CX32HS	●	●	●		○	
	ILNMX0303SG33TX	LNMX0303-SG-CX33TX	●	●	●		●	●
	ILNMX0303SG43TX	LNMX0303-SG-CX43TX	●	●	●		●	
	ILNMX0303MG23AX	LNMX0303-MG-CX23AX	○	○	○		○	●
	ILNMX0303MG32HS	LNMX0303-MG-CX32HS	●	●	●		○	
	ILNMX0303MG33TX	LNMX0303-MG-CX33TX	●	●	●		●	●
	ILNMX0303MG43TX	LNMX0303-MG-CX43TX	●	●	●		●	

High Feed Milling - CXLO 高進給銑刀



- Use LOGX double-sided inserts with 4 cutting edges.
- High feed and high precision cutting edges for good surface finishing.
- 16~50mm cutter diameter, max. 0.9mm depth of cut.
- 使用 LOGX 雙面銑刀片，4 個可用切削角
- 高進給及高精度切削刀適用於高溫合金加工，並可達到優良的表面光潔度
- 16~50mm 刀桿直徑，最大切削深度可達 **0.9mm**

CXLOE - Milling Tools 高進給銑刀



Insert Brand 建議刀片 : Winstar, Kyocera, ...

Order No. 訂購編碼	D	L1	L	d	T	Coolant Hole	Inserts	Screw	Wrench	Stock
ICXLOE302016150	16	30	150	16	2		LOGX0303	ITS3004	ITK08	●
ICXLOE302016151	16	30	150	16	2	✓				●
ICXLOE302017150	17	20	150	16	2					●
ICXLOE302018150	18	20	150	16	2					●
ICXLOE303020150	20	50	150	20	3					●
ICXLOE303020151	20	50	150	20	3	✓				●
ICXLOE303021150	21	30	150	20	3					●
ICXLOE303022150	22	20	150	20	3					●
ICXLOE304025150	25	60	150	25	4					●
ICXLOE304025151	25	50	150	25	4	✓				●
ICXLOE304026150	26	35	150	25	4					●
ICXLOE304026151	26	35	150	25	4	✓				●
ICXLOE304026200	26	45	200	25	4					●
ICXLOE304028150	28	20	150	25	4					●
ICXLOE305028150	28	20	150	25	5					●
ICXLOE304030150	30	46	150	32	4					●
ICXLOE305032150	32	70	150	32	5					●
ICXLOE305033151	33	20	150	32	5	✓				●
ICXLOE305033200	33	20	200	32	5					●
ICXLOE305035200	35	20	200	32	5					●

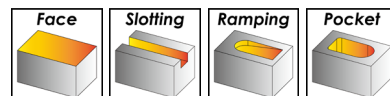
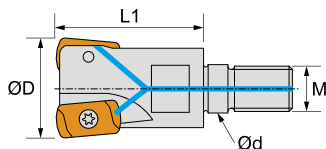
● stock ○ by inquiry

Customize available.

Indexable Milling

High Feed Milling - CXLO 高進給銑刀

CXL0M - Modular Milling Heads 高進給銑刀頭



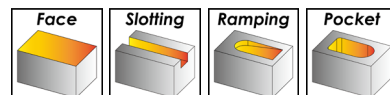
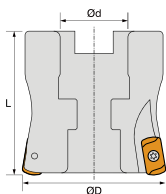
Insert Brand 建議刀片 : Winstar, Kyocera, ...

Order No. 訂購編碼	D	L1	d	M	T	Coolant Hole	Inserts	Screw	Wrench	Stock
ICXL0M302017081	17	25	8.5	M8	2	✓	LOGX0303	ITS3004	ITK08	●
ICXL0M303021101	21	30	10.5	M10	3	✓				●
ICXL0M304026121	26	35	12.5	M12	4	✓				●
ICXL0M304035161	35	40	17	M16	4	✓				●
ICXL0M305035161	35	40	17	M16	5	✓				●

● stock ○ by inquiry

※ For screw-in type adapter, please refer to Tooling System 搭配鎖牙式刀桿，請參考刀具系統

CXL0F - Milling Tools 高進給銑刀



Insert Brand 建議刀片 : Winstar, Kyocera, ...

Order No. 訂購編碼	D	L	d	T	Inserts	Screw	Wrench	Stock
ICXL0F307050220	50	50	22	7	LOGX0303	ITS3004	ITK08	●

● stock ○ by inquiry

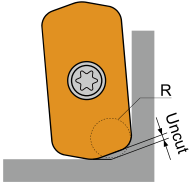
Customize available.

Recommended Cutting Conditions 建議切削數據

Working Material	Vc	fz	ap
Carbon Steel / Alloy Steel	120 ~ 250	0.4 ~ 1.6	0.3 ~ 0.9
Stainless Steel	100 ~ 180	0.3 ~ 1.2	0.3 ~ 0.7
Cast Iron	120 ~ 250	0.4 ~ 1.6	0.3 ~ 0.9
High Temperature Alloy	40 ~ 100	0.3 ~ 0.8	0.3 ~ 0.6
Hardened Steel	50 ~ 100	0.3 ~ 1.0	0.3 ~ 0.6

Corner R Programming R角軟體模擬設定

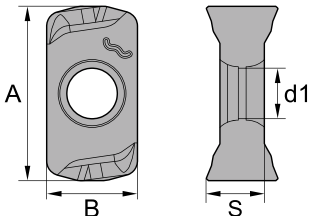
Designation	Approx. R (mm)	
	Input. R	Uncut
LOGX030310	1.6	0.39



Indexable Milling

Insert Specifications 刀片規格

Insert	Dimensions (mm)			
	A	B	S	d1
LOGX030310	11.9	6.2	3.96	3.45



Insert Designation 刀片型號

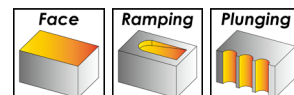
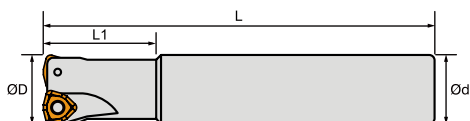
Insert	Order No. 訂購編碼	Designation	Working Material					
			P	M	K	N	S	H
	ILOGX030310SG32HS	LOGX030310-SG-CX32HS	●	●	●		○	
	ILOGX030310SG33TX	LOGX030310-SG-CX33TX	●	●	●		●	●
	ILOGX030310SG43TX	LOGX030310-SG-CX43TX	●	●	●		●	
	ILOGX030310MG32HS	LOGX030310-MG-CX32HS	●	●	●		○	
	ILOGX030310MG33TX	LOGX030310-MG-CX33TX	●	●	●		●	●
	ILOGX030310MG43TX	LOGX030310-MG-CX43TX	●	●	●		●	

High Feed Milling - CXWN 高進給銑刀



- Use WNMX double-sided inserts with 6 cutting edges.
- High feed and low cost for multi-functional applications.
- 25~160mm cutter diameter, max. 1.35mm depth of cut.
- 使用 WNMX 雙面銑刀片，6 個可用切削角
- 高進給及低成本適用於面銑、斜坡銑和插銑等多功能加工
- 25~160mm 刀桿直徑，最大切削深度可達 1.35mm

CXWNE - Milling Tools 高進給銑刀



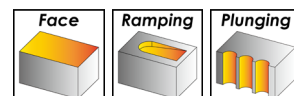
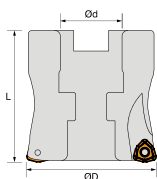
Insert Brand 建議刀片 : Winstar, Korloy, ...

Order No. 訂購編碼	D	L1	L	d	T	Inserts	Screw	Wrench	Stock
ICXWNE902025150	25	40	150	25	2	WNMX09T3	ITS3006	ITK10	●
ICXWNE903032150	32	40	150	32	3				●

● stock ○ by inquiry

Customize available.

CXWNF - Milling Tools 高進給銑刀



Insert Brand 建議刀片 : Winstar, Korloy, ...

Order No. 訂購編碼	D	L	d	T	Coolant Hole	Inserts	Screw	Wrench	Stock
ICXWNF905050220	50	50	22	5		WNMX09T3	ITS3006	ITK10	●
ICXWNF905050221	50	50	22	5	✓				●
ICXWNF905063220	63	50	22	5					●
ICXWNF905063221	63	50	22	5	✓				●
ICXWNF305063220	63	50	22	5		WNMX1305	ITS4006	ITK15	●
ICXWNF307080270	80	50	27	7					●
ICXWNF310160400	160	63	40	10					●

● stock ○ by inquiry

Customize available.

Recommended Cutting Conditions 建議切削數據

WNMX09T3

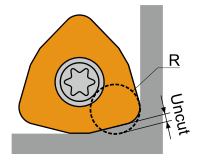
Working Material	Vc	fz	ap
Carbon Steel / Alloy Steel	120 ~ 250	0.4 ~ 1.5	0.4 ~ 1.35
Stainless Steel	100 ~ 180	0.4 ~ 1.2	0.4 ~ 1.0
Cast Iron	120 ~ 250	0.4 ~ 1.5	0.4 ~ 1.35
High Temperature Alloy	40 ~ 100	0.4 ~ 1.0	0.4 ~ 1.0
Hardened Steel	50 ~ 100	0.4 ~ 1.1	0.4 ~ 1.0

WNMX1305

Working Material	Vc	fz	ap
Carbon Steel / Alloy Steel	120 ~ 250	0.4 ~ 3.0	0.4 ~ 1.7
Stainless Steel	100 ~ 180	0.3 ~ 2.0	0.4 ~ 1.4
Cast Iron	120 ~ 250	0.4 ~ 3.0	0.4 ~ 1.7
High Temperature Alloy	40 ~ 100	0.3 ~ 1.6	0.4 ~ 1.3
Hardened Steel	50 ~ 100	0.3 ~ 2.0	0.4 ~ 1.3

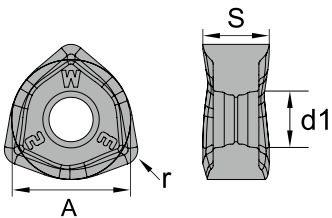
Corner R Programming R角軟體模擬設定

Designation	Approx. R (mm)	
	Input. R	Uncut
WNMX09T3	2.5	0.6
WNMX1305	3.0	1.0






Insert Specifications 刀片規格

Insert	Dimensions (mm)			
	A	S	r	d1
WNMX09T3	9.525	3.97	1.6	3.6
WNMX1305	12.7	6.0	1.6	4.7



Insert Designation 刀片型號

Insert	Order No. 訂購編碼	Designation	Working Material					
			P	M	K	N	S	H
	IWNMX09T316MG23AX	WNMX09T316-MG-CX23AX	○	○	○		○	●
	IWNMX09T316MG32HS	WNMX09T316-MG-CX32HS	●	●	●		○	
	IWNMX09T316MG33TX	WNMX09T316-MG-CX33TX	●	●	●		●	●
	IWNMX09T316MG43TX	WNMX09T316-MG-CX43TX	●	●	●		●	
	IWNMX09T316MG37TA	WNMX09T316-MG-CX37TA	○	○	●		○	○
	IWNMX09T316RG23AX	WNMX09T316-RG-CX23AX	○	○	○		○	●
	IWNMX09T316RG32HS	WNMX09T316-RG-CX32HS	●	●	●		○	
	IWNMX09T316RG33TX	WNMX09T316-RG-CX33TX	●	●	●		●	●
	IWNMX09T316RG43TX	WNMX09T316-RG-CX43TX	●	●	●		●	
	IWNMX09T316RG37TA	WNMX09T316-RG-CX37TA	○	○	●		○	○
	IWNMX130516MG23AX	WNMX130516-MG-CX23AX	○	○	○		○	●
	IWNMX130516MG32HS	WNMX130516-MG-CX32HS	●	●	●		○	
	IWNMX130516MG33TX	WNMX130516-MG-CX33TX	●	●	●		●	●
	IWNMX130516MG43TX	WNMX130516-MG-CX43TX	●	●	●		●	
	IWNMX130516MG37TA	WNMX130516-MG-CX37TA	○	○	●		○	○
	IWNMX130516MG47TA	WNMX130516-MG-CX47TA	●	●	○		●	○

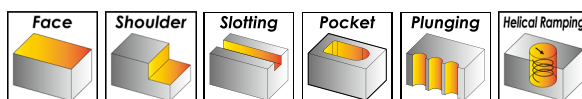
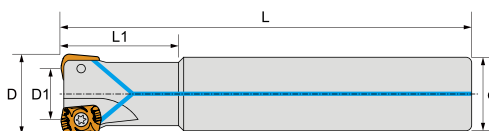
High Feed Milling - CALP 高進給銑刀



- Use LPGX inserts with 2 cutting edges.
- High feed and small size cutter for replacing solid carbide tools.
- 8~16mm cutter diameter, max. 0.5mm depth of cut.
- 使用 LPGX 銑刀片，2 個可用切削角
- 高進給及小尺寸刀具可取代全鎢鋼刀具，適用於廣泛的加工及材質應用
- 8~16mm 刀桿直徑，最大切削深度可達 0.5mm

Indexable Milling

CALPE - Milling Tools 高進給銑刀



Insert Brand 建議刀片 : Winstar, Kyocera, ...

Order No. 訂購編碼	D	D1	L1	L	d	T	Coolant Hole	Inserts	Screw	Wrench	Stock
ICALPE101008080	8	4.2	16	80	10	1		LPGX0102	IMS1804A	ITK06	●
ICALPE101008081	8	4.2	16	80	10	1	✓				●
ICALPE102010080	10	6.2	20	80	10	2					●
ICALPE102010081	10	6.2	20	80	10	2	✓				●
ICALPE103012080	12	8.2	20	80	12	3					●
ICALPE103012081	12	8.2	20	80	12	3	✓				●
ICALPE104016090	16	12.2	20	90	16	4					●
ICALPE104016091	16	12.2	20	90	16	4	✓				●

● stock ○ by inquiry

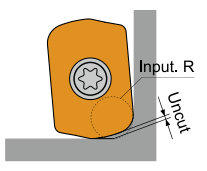
Customize available.

Recommended Cutting Conditions 建議切削數據

Working Material	Vc	fz	ap
Carbon Steel / Alloy Steel	120 ~ 250	0.2 ~ 0.8	0.2 ~ 0.5
Stainless Steel	100 ~ 180	0.2 ~ 0.6	0.2 ~ 0.4
Cast Iron	120 ~ 250	0.2 ~ 0.8	0.2 ~ 0.5
High Temperature Alloy	40 ~ 100	0.2 ~ 0.4	0.2 ~ 0.3
Hardened Steel	50 ~ 100	0.2 ~ 0.5	0.2 ~ 0.3

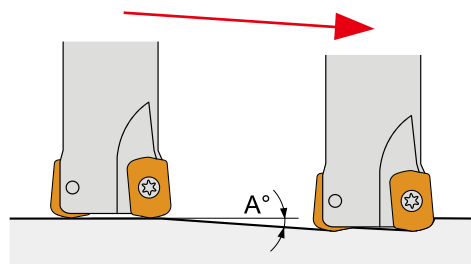
Corner R Programming R角軟體模擬設定

Designation	Approx. R (mm)	
	Input. R	Uncut
LPGX0102	1.2	0.17



For Ramping 斜坡加工

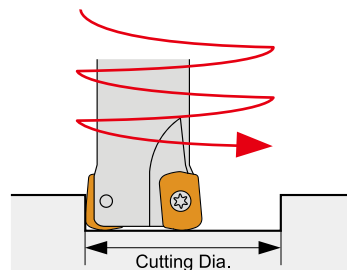
Cutter Dia. (mm)	Max. ramping angle (A°)	tan (A°)
10	3.0°	0.052
11	2.5°	0.044
12	2.0°	0.035
16	1.2°	0.021
17	1.0°	0.017



For Helical Milling 螺旋加工

Mini Cutting Dia.	Max Cutting Dia.
2 × Cutter Dia. - 3.5	2 × Cutter Dia. - 2

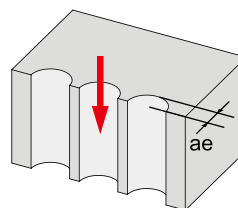
※Do not exceed the Max Cutting Dia and lower than the Mini Cutting Dia.



For Plunging 垂直加工

Max. ae
1.7mm

※Reduce feed rate to fz=0.2mm/t or less.



Insert Specifications 刀片規格

Insert	Dimensions (mm)					
	A	B	S	r	d1	
LPGX0102	6.26	4.19	2.19	1.0	2.2	

※ Suitable for M2.0 or M1.8 screw.

Indexable Milling

Insert Designation 刀片型號

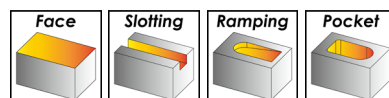
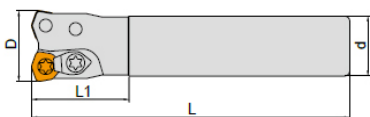
Insert	Order No. 訂購編碼	Designation	Working Material					
			P	M	K	N	S	H
	ILPGX0102SG33TX	LPGX0102-SG-CX33TX	●	●	●		●	●
	ILPGX0102SG43TX	LPGX0102-SG-CX43TX	●	●	●		●	
	ILPGX0102MG33TX	LPGX0102-MG-CX33TX	●	●	●		●	●
	ILPGX0102MG43TX	LPGX0102-MG-CX43TX	●	●	●		●	

High Feed Milling - CAJX 高進給銑刀



- Use JDMT or JDMW inserts with 3 cutting edges.
- High feed and high rigidity cutting edge for wide range applications.
- 32~100mm cutter diameter, max. 2mm depth of cut.
- 使用 JDMT 或 JDMW 銑刀片, 3 個可用切削角
- 高進給及高剛性切削刀口適用於各種材料和應用
- 32~100mm 刀桿直徑, 最大切削深度可達 2mm

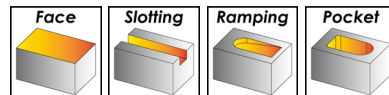
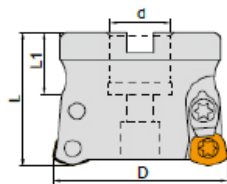
CAJXE - Milling Tools 高進給銑刀



Insert Brand 建議刀片 : Winstar, Mitsubishi, ...

Order No. 訂購編碼	D	L1	L	d	T	Inserts	Screw	Wrench	Clamp	Clamp Screw	Stock
ICAJXE202032150	32	35	150	32	2	JDMW1204	ITS4008	ITK15	IAS04	IAJ4012	●

CAJXF - Milling Tools 高進給銑刀



Insert Brand 建議刀片 : Winstar, Mitsubishi, ...

Order No. 訂購編碼	D	L1	L	d	T	Inserts	Screw	Wrench	Clamp	Clamp Screw	Stock
ICAJXF204050220	50	23	45	22	4	JDMW1204	ITS4008	ITK15	IAS04	IAJ4012	●
ICAJXF205063220	63	23	50	22	5						●
ICAJXF206080270	80	26	55	27	6						●
ICAJXF404063220	63	23	50	22	4	JDMW1405 JDMT1405	ITS5001	ITK20	IAS05	IAJ5014	●
ICAJXF405080270	80	26	55	27	5						●
ICAJXF406100320	100	32	55	32	6						●

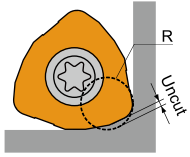
● stock ○ by inquiry

Recommended Cutting Conditions 建議切削數據

Working Material	JDMW1204			JDMW1405		
	Vc	fz	ap	Vc	fz	ap
Carbon Steel / Alloy Steel	120 ~ 250	0.8 ~ 1.3	0.3 ~ 1.5	120 ~ 250	0.8 ~ 1.8	0.5 ~ 2.0
Stainless Steel	100 ~ 180	0.6 ~ 1.0	0.3 ~ 1.0	100 ~ 180	0.6 ~ 1.2	0.5 ~ 1.5
Cast Iron	120 ~ 250	0.8 ~ 1.3	0.3 ~ 1.5	120 ~ 250	0.8 ~ 1.8	0.5 ~ 2.0
High Temperature Alloy	40 ~ 100	0.5 ~ 1.0	0.3 ~ 1.0	40 ~ 100	0.5 ~ 1.2	0.5 ~ 1.5
Hardened Steel	50 ~ 100	0.5 ~ 1.0	0.3 ~ 1.0	50 ~ 100	0.5 ~ 1.2	0.5 ~ 1.5

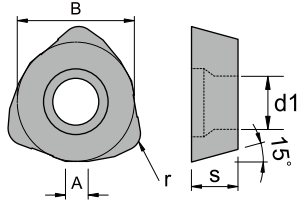
Corner R Programming R角軟體模擬設定

Designation	Approx. R (mm)	
	Input. R	Uncut
JDMW1204	3.0	0.63
JDMW / JDMT1405	3.0	0.64



Insert Specifications 刀片規格


Insert	Dimensions (mm)				
	A	B	S	r	d1
JDMW1204	2.5	12.0	4.76	2.0	4.75
JDMW1405	2.8	1.4	5.56	2.0	5.75
JDMT1405	2.8	1.4	5.56	2.0	5.75



Insert Designation 刀片型號

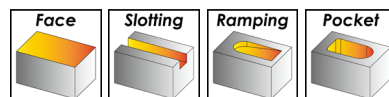
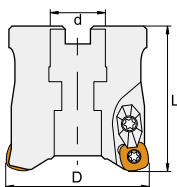
Insert	Order No. 訂購編碼	Designation	Working Material					
			P	M	K	N	S	H
	IJDMW120420SMG23AX	JDMW120420ZDSR-MG-CX23AX	○	○	○		○	●
	IJDMW120420SMG32HS	JDMW120420ZDSR-MG-CX32HS	●	●	●		○	
	IJDMW120420SMG33TX	JDMW120420ZDSR-MG-CX33TX	●	●	●		●	●
	IJDMW120420SMG43TX	JDMW120420ZDSR-MG-CX43TX	●	●	●		●	
	IJDMW120420SRG23AX	JDMW120420ZDSR-RG-CX23AX	○	○	○		○	●
	IJDMW120420SRG32HS	JDMW120420ZDSR-RG-CX32HS	●	●	●		○	
	IJDMW120420SRG33TX	JDMW120420ZDSR-RG-CX33TX	●	●	●		●	●
	IJDMW120420SRG43TX	JDMW120420ZDSR-RG-CX43TX	●	●	●		●	
	IJDMW120420SRG37TA	JDMW120420ZDSR-RG-CX37TA	○	○	●		○	○
	IJDMW140520SMG32HS	JDMW140520ZDSR-MG-CX32HS	●	●	●		○	
	IJDMW140520SMG33TX	JDMW140520ZDSR-MG-CX33TX	●	●	●		●	●
	IJDMW140520SRG37TA	JDMW140520ZDSR-RG-CX37TA	○	○	●		○	○
	IJDMW140520SRG32HS	JDMW140520ZDSR-RG-CX32HS	●	●	●		○	
	IJDMW140520SRG33TX	JDMW140520ZDSR-RG-CX33TX	●	●	●		●	●
	IJDMW140520SRG37TA	JDMW140520ZDSR-RG-CX37TA	○	○	●		○	○
	IJDMT140520SMG32HS	JDMT140520ZDSR-MG-CX32HS	●	●	●		○	
	IJDMT140520SMG33TX	JDMT140520ZDSR-MG-CX33TX	●	●	●		●	●
	IJDMT140520SMG43TX	JDMT140520ZDSR-MG-CX43TX	●	●	●		●	

High Feed Milling - CASR 高進給銑刀



- Use SDMT or SDNW inserts with 4 cutting edges.
- High feed and more economical for wide range applications.
- 50~80mm cutter diameter, max. 1.5mm depth of cut.
- 使用 SDMT 或 SDNW 銑刀片，4 個可用切削角
- 高進給、高經濟及高剛性切削刀口適用於各種材料和應用
- 50~80mm 刀盤直徑，最大切削深度可達 1.5mm

CASRF - Milling Tools 高進給銑刀



Insert Brand 建議刀片 : Winstar, Hitachi, ...

Order No. 訂購編碼	D	L	d	T	Inserts	Screw	Wrench	Clamp	Clamp Screw	Stock
ICASRF203050220	50	22	50	3	SDMT1205 SDNW1205	IMS4011A	ITF15	IYR-06	IMS4008ES	●
ICASRF204050220	50	22	50	4						●
ICASRF203063220	63	22	50	3						●
ICASRF204063220	63	22	50	4						●
ICASRF204080310	80	31.75	55	4						●
ICASRF204080320	80	32	55	4						●
ICASRF205080310	80	31.75	55	5						●
ICASRF205080320	80	32	55	5						●

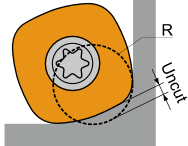
● stock ○ by inquiry

Recommended Cutting Conditions 建議切削數據

Working Material	Vc	fz	ap
Carbon Steel / Alloy Steel	120 ~ 250	0.8 ~ 1.8	0.3 ~ 1.5
Stainless Steel	100 ~ 180	0.6 ~ 1.2	0.3 ~ 1.0
Cast Iron	120 ~ 250	0.8 ~ 1.8	0.3 ~ 1.5
High Temperature Alloy	40 ~ 100	0.5 ~ 1.2	0.3 ~ 1.0
Hardened Steel	50 ~ 100	0.5 ~ 1.2	0.3 ~ 1.0

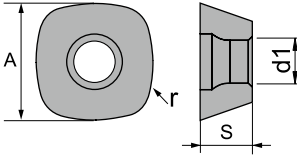
Corner R Programming R角軟體模擬設定

Designation	Approx. R (mm)	
	Input. R	Uncut
SDMT1205 / SDNW1205	4.5	0.83



Insert Specifications 刀片規格

Insert	Dimensions (mm)			
	A	S	r	d1
SDMT1205	12.7	5.56	15	4.6
SDNW1205	12.7	5.56	15	4.6



Insert Designation 刀片型號

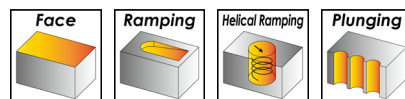
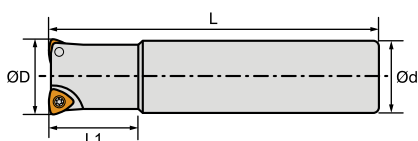
Insert	Order No. 訂購編碼	Designation	Working Material					
			P	M	K	N	S	H
	ISDMT1205ZDSNMG23AX	SDMT1205ZDSN-MG-CX23AX	○	○	○		○	●
	ISDMT1205ZDSNMG32HS	SDMT1205ZDSN-MG-CX32HS	●	●	●		○	
	ISDMT1205ZDSNMG33TX	SDMT1205ZDSN-MG-CX33TX	●	●	●		●	●
	ISDMT1205ZDSNMG43TX	SDMT1205ZDSN-MG-CX43TX	●	●	●		●	
	ISDMT1205ZDTNMG23AX	SDMT1205ZDTN-MG-CX23AX	○	○	○		○	●
	ISDMT1205ZDTNMG32HS	SDMT1205ZDTN-MG-CX32HS	●	●	●		○	
	ISDMT1205ZDTNMG33TX	SDMT1205ZDTN-MG-CX33TX	●	●	●		●	●
	ISDMT1205ZDTNMG43TX	SDMT1205ZDTN-MG-CX43TX	●	●	●		●	
	ISDMT1205ZDTNRG23AX	SDMT1205ZDTN-RG-CX23AX	○	○	○		○	●
	ISDMT1205ZDTNRG32HS	SDMT1205ZDTN-RG-CX32HS	●	●	●		○	
	ISDMT1205ZDTNRG33TX	SDMT1205ZDTN-RG-CX33TX	●	●	●		●	●
	ISDMT1205ZDTNRG43TX	SDMT1205ZDTN-RG-CX43TX	●	●	●		●	
	ISDNW1205ZDSNMG32HS	SDNW1205ZDSN-MG-CX32HS	●	●	●		○	
	ISDNW1205ZDSNMG33TX	SDNW1205ZDSN-MG-CX33TX	●	●	●		●	●
	ISDNW1205ZDTNRG23AX	SDNW1205ZDTN-RG-CX23AX	○	○	○		○	●
	ISDNW1205ZDTNRG32HS	SDNW1205ZDTN-RG-CX32HS	●	●	●		○	
	ISDNW1205ZDTNRG33TX	SDNW1205ZDTN-RG-CX33TX	●	●	●		●	●
	ISDNW1205ZDTNRG43TX	SDNW1205ZDTN-RG-CX43TX	●	●	●		●	
	ISDNW1205ZDTNRG37TA	SDNW1205ZDTN-RG-CX37TA	○	○	●		○	○

High Feed Milling - CF23 高進給銑刀



- Use WP26 inserts with 3 cutting edges.
- High feed and high rigidity negative designed for hardened steel.
- 32~160mm cutter diameter, max. 2mm depth of cut.
- 使用 WP26 銑刀片，3 個可用切削角
- 高進給及高剛性負角設計，適用於較硬材料加工
- 32~160mm 刀桿直徑，最大切削深度可達 2mm

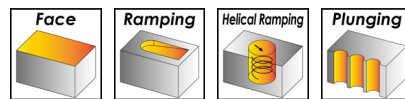
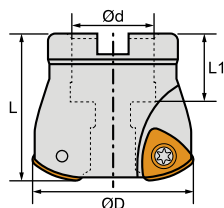
CF23E - Milling Tools 高進給銑刀



Insert Brand 建議刀片 : Winstar, Walter, ...

Order No. 訂購編碼	D	L1	L	d	T	Inserts	Screw	Wrench	Stock
ICF23E203032150	32	28	150	32	3	WP26339R14	ITS4005	ITK15	○
ICF23E203035180	35	40	180	32	3				○
ICF23E203035230	35	40	230	32	3				●
ICF23E204040200	40	40	200	32	4				○
ICF23E202040200	40	45	200	32	2	WP26379R25	ITS5002	ITK20	○
ICF23E203050200	50	45	200	32	3				○

CF23F - Milling Tools 高進給銑刀



Insert Brand 建議刀片 : Winstar, Walter, ...

Order No. 訂購編碼	D	L1	L	d	T	Inserts	Screw	Wrench	Stock
ICF23F203050220	50	21	50	22	3	WP26379R25	ITS5002	ITK20	●
ICF23F204063220	63	21	50	22	4				○
ICF23F205080270	80	23	50	27	5				○
ICF23F206100320	100	26	50	32	6				●
ICF23F207125400	125	38	63	40	7				○
ICF23F208160400	160	38	63	40	8				●

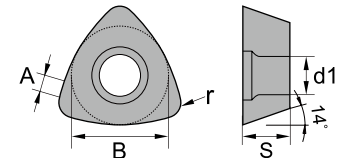
● stock ○ by inquiry

Customize available.



Recommended Cutting Conditions 建議切削數據

Working Material	WP26339R14			WP26379R25		
	Vc	fz	ap	Vc	fz	ap
Carbon Steel / Alloy Steel	120 ~ 250	0.4 ~ 1.5	0.4 ~ 1.5	120 ~ 250	0.4 ~ 3.0	0.4 ~ 2.0
Stainless Steel	100 ~ 180	0.4 ~ 1.2	0.4 ~ 1.0	100 ~ 180	0.4 ~ 2.0	0.4 ~ 1.4
Cast Iron	120 ~ 250	0.4 ~ 1.5	0.4 ~ 1.5	120 ~ 250	0.4 ~ 3.0	0.4 ~ 2.0
High Temperature Alloy	40 ~ 100	0.4 ~ 1.0	0.4 ~ 1.0	40 ~ 100	0.4 ~ 1.6	0.4 ~ 1.2

Insert Specifications 刀片規格

Insert	Dimensions (mm)					
	A	B	S	r	d1	
WP26339R14	-	9.52	3.97	1.2	4.4	
WP26379R25	1.1	13	5.56	2.0	5.5	

Insert Designation 刀片型號

Insert	Order No. 訂購編碼	Designation	Working Material					
			P	M	K	N	S	H
	IWP26314RG23AX	WP26339R14-RG-CX23AX	○	○	○		○	●
	IWP26314RG32HS	WP26339R14-RG-CX32HS	●	●	●		○	
	IWP26314RG33TX	WP26339R14-RG-CX33TX	●	●	●		●	●
	IWP26314RG43TX	WP26339R14-RG-CX43TX	●	●	●		●	
	IWP26725RG23AX	WP26379R25-RG-CX23AX	○	○	○		○	●
	IWP26725RG32HS	WP26379R25-RG-CX32HS	●	●	●		○	
	IWP26725RG33TX	WP26379R25-RG-CX33TX	●	●	●		●	●
	IWP26725RG43TX	WP26379R25-RG-CX43TX	●	●	●		●	

CXHN Series



- Use HNMX double-sided inserts with 12 cutting edges.
- Sharp cutting edge design for low depth-of-cut face milling.
- 50~100mm cutter diameter, max. 3.5mm depth of cut.

- 使用 HNMX 雙面銑刀片，12 個可用切削角
- 鋒利切削刃設計適用於淺切面銑加工
- 50~100mm 刀盤直徑，最大切削深度可達 3.5mm

→ Page A090

CXSN Series



- Use SNMX or ONMX double-sided inserts with 8 or 16 cutting edges.
- 2 type inserts can fit in same cutter for multiple applications.
- 50~202.9mm cutter diameter, max. 6mm depth of cut.

- 使用 SNMX 或 ONMX 雙面銑刀片，8 或 16 個可用切削角
- 兩種刀片可鎖附在相同刀盤上，可應用於不同的深淺加工
- 50~202.9mm 刀盤直徑，最大切削深度可達 6mm

→ Page A092

CAOF Series



- Use OFMT inserts with 8 cutting edges.
- Cost effective for low depth-of-cut face milling.
- 50~100mm cutter diameter, max. 2.8mm depth of cut.

- 使用 OFMT 銑刀片，8 個可用切削角
- 經濟實惠的較淺面銑加工
- 50~100mm 刀盤直徑，最大切削深度可達 2.8mm

→ Page A095

CASE Series



- Use SEKT or SEKW inserts with 4 cutting edges.
- Cost effective for wide range face milling applications.
- 50~100mm cutter diameter, max. 5.5mm depth of cut.

- 使用 SEKT 或 SEKW 銑刀片，4 個可用切削角
- 經濟實惠的不同切深面銑應用
- 50~100mm 刀盤直徑，最大切削深度可達 5.5mm

→ Page A097


CASX Series



- Use SEMT inserts with 4 cutting edges.
- Cost effective for wide range face milling applications.
- 50~315mm cutter diameter, max. 5.5mm depth of cut.
- 使用 SEMT 銑刀片，4 個可用切削角
- 經濟實惠的不同切深面銑應用
- 50~315mm 刀盤直徑，最大切削深度可達 5.5mm

→ Page A099

CR24 Series



- Use W245-12T3 inserts with 4 cutting edges.
- High performance face milling tools for general purpose.
- 50~315mm cutter diameter, max. 5.5mm depth of cut.
- 使用 **W245-12T3** 銑刀片，4 個可用切削角
- 高效率的泛用型面銑刀具
- 50~315mm 刀盤直徑，最大切削深度可達 5.5mm

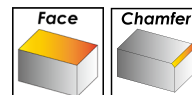
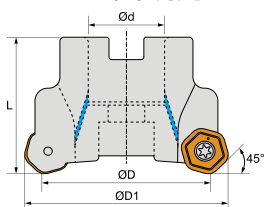
→ Page A101

Face Milling - CXHN 面銑刀



- Use HNMX double-sided inserts with 12 cutting edges.
- Sharp cutting edge design for low depth-of-cut face milling.
- 50~100mm cutter diameter, max. 3.5mm depth of cut.
- 使用 HNMX 雙面銑刀片，12 個可用切削角
- 鋒利切削刃設計適用於淺切面銑加工
- 50~100mm 刀盤直徑，最大切削深度可達 3.5mm

CXHNF - Milling Tools 面銑刀



Insert Brand 建議刀片 : Winstar, Widia, ...

Order No. 訂購編碼	D	D1	L	d	T	Coolant Hole	Inserts	Screw	Wrench	Stock
ICXHNF705050224	50	58.7	40	22	5	✓	HNMX0704	ITS4005	ITK15	●
ICXHNF706063224	63	71.7	40	22	6	✓				●
ICXHNF708080274	80	88.7	50	27	8	✓				●
ICXHNF709100324	100	108.7	50	32	9	✓				●

● stock ○ by inquiry

Recommended Cutting Conditions 建議切削數據

Working Material	Vc	fz	ap
Carbon Steel / Alloy Steel	140 ~ 250	0.10 ~ 0.3	0.3 ~ 3.5
Stainless Steel	60 ~ 140	0.08 ~ 0.2	0.3 ~ 2.0
High Temperature Alloy	30 ~ 70	0.08 ~ 0.2	0.3 ~ 2.0

Face Milling - CXHN 面銑刀

Insert Specifications 刀片規格

Insert	Dimensions (mm)						
	A	B	S	r	d1	t1	
HNMX0704	6.8	12.7	4.45	1.2	4.9	1.4	

Indexable Milling

Insert Designation 刀片型號

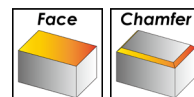
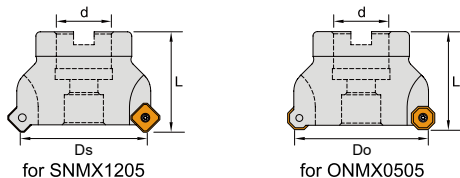
Insert	Order No. 訂購編碼	Designation	Working Material					
			P	M	K	N	S	H
	IHNMX0704SG32HS	HNMX0704-SG-CX32HS	●	●	●		○	
	IHNMX0704SG33TX	HNMX0704-SG-CX33TX	●	●	●		●	●
	IHNMX0704SG43TX	HNMX0704-SG-CX43TX	●	●	●		●	
	IHNMX0704SG47TA	HNMX0704-SG-CX47TA	●	●	○		●	○

Face Milling - CXSN 面銑刀



- Use SNMX or ONMX double-sided inserts with 8 or 16 cutting edges.
- 2 type inserts can fit in same cutter for multiple applications.
- 50~202.9mm cutter diameter, max. 6mm depth of cut.
- 使用SNMX或ONMX雙面銑刀片, 8或16個可用切削角
- 兩種刀片可鎖附在相同刀盤上, 可應用於不同的深淺加工
- 50~202.9mm 刀盤直徑, 最大切削深度可達 6mm

CXSNF - Milling Tools 面銑刀



Insert Brand 建議刀片: Winstar, Walter, ...

Order No. 訂購編碼	D		L	d	T	Inserts	Screw	Wrench	Stock
	Ds	Do							
ICXSNF504050220	50	52.9	40	22	4	SNMX1205 or ONMX0505	ITS4015	ITK15	●
ICXSNF505063220	63	65.9	40	22	5				●
ICXSNF506080270	80	82.9	50	27	6				●
ICXSNF508100320	100	102.9	50	32	8				●
ICXSNF510125400	125	127.9	63	40	10				●
ICXSNF512160400	160	162.9	63	40	12				●
ICXSNF514200600	200	202.9	63	60	14				●

● stock ○ by inquiry

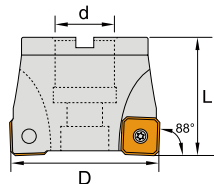
Customize available.

Recommended Cutting Conditions 建議切削數據

Working Material	SNMX1205			ONMX0505		
	Vc	fz	ap	Vc	fz	ap
Carbon Steel / Alloy Steel	80 ~ 200	0.1 ~ 0.3	0.3 ~ 6.0	80 ~ 200	0.1 ~ 0.3	0.3 ~ 2.0
Stainless Steel	50 ~ 110	0.08 ~ 0.25	0.3 ~ 3.6	50 ~ 110	0.08 ~ 0.25	0.3 ~ 1.5
Cast Iron	80 ~ 180	0.1 ~ 0.3	0.3 ~ 6.0	80 ~ 180	0.1 ~ 0.3	0.3 ~ 2.0
High Temperature Alloy	30 ~ 60	0.08 ~ 0.2	0.3 ~ 3.6	30 ~ 60	0.08 ~ 0.2	0.3 ~ 1.5
Hardened Steel	35 ~ 70	0.08 ~ 0.23	0.3 ~ 3.6	35 ~ 70	0.08 ~ 0.23	0.3 ~ 1.5

Shoulder Milling - CXSN 方肩銑刀

CXSNE - Milling Tools 方肩銑刀



Insert Brand 建議刀片 : Winstar, Walter, ...

Order No. 訂購編碼	D	L	d	T	Inserts	Screw	Wrench	Stock
ICXSNE504050220	50	40	22	4	SNMX1205	ITS4015	ITK15	●
ICXSNE505063220	63	40	22	5				●
ICXSNE506080270	80	50	27	6				●

● stock ○ by inquiry

Recommended Cutting Conditions 建議切削數據

Working Material	Vc	fz	ap
Carbon Steel / Alloy Steel	80 ~ 200	0.1 ~ 0.2	0.3 ~ 11
Stainless Steel	50 ~ 110	0.08 ~ 0.18	0.3 ~ 5
Cast Iron	80 ~ 180	0.1 ~ 0.2	0.3 ~ 11
High Temperature Alloy	30 ~ 60	0.08 ~ 0.14	0.3 ~ 5
Hardened Steel	35 ~ 70	0.08 ~ 0.16	0.3 ~ 5



Face Milling - CXSN 面銑刀

Insert Specifications 刀片規格

Insert	Dimensions (mm)				
	A	B	S	d1	
SNMX1205	12.7	1.5	6.4	6	
ONMX0505	12.7	5.0	6.4	6	

Insert Designation 刀片型號

Insert	Order No. 訂購編碼	Designation	Working Material					
			P	M	K	N	S	H
	ISNMX1205MG23AX	SNMX1205-MG-CX23AX	○	○	○		○	●
	ISNMX1205MG32HS	SNMX1205-MG-CX32HS	●	●	●		○	
	ISNMX1205MG33TX	SNMX1205-MG-CX33TX	●	●	●		●	●
	ISNMX1205MG43TX	SNMX1205-MG-CX43TX	●	●	●		●	
	ISNMX1205MG37TA	SNMX1205-MG-CX37TA	○	○	●		○	○
	ISNMX1205MG47TA	SNMX1205-MG-CX47TA	○	●	○		●	○
	ISNMX1205RG23AX	SNMX1205-RG-CX23AX	○	○	○		○	●
	ISNMX1205RG32HS	SNMX1205-RG-CX32HS	●	●	●		○	
	ISNMX1205RG33TX	SNMX1205-RG-CX33TX	●	●	●		●	●
	ISNMX1205RG43TX	SNMX1205-RG-CX43TX	●	●	●		●	
	ISNMX1205RG37TA	SNMX1205-RG-CX37TA	○	○	●		○	○
	IONMX0505RG23AX	ONMX0505-RG-CX23AX	○	○	○		○	●
	IONMX0505RG32HS	ONMX0505-RG-CX32HS	●	●	●		○	
	IONMX0505RG33TX	ONMX0505-RG-CX33TX	●	●	●		●	●
	IONMX0505RG43TX	ONMX0505-RG-CX43TX	●	●	●		●	
	IONMX0505RG37TA	ONMX0505-RG-CX37TA	○	○	●		○	○

Tools Features 刀具特性

2 types of double sided inserts fit in same pocket !

2 種雙面刀片可鎖附一個刀盤

· Depth of cutting > 2mm


use Square insert - SNMX1205 (Total 8 cutting edges)

最大切深超過 2 mm, 建議 SNMX1205(8 個切削角)

· Depth of cutting ≤ 2mm

use Octagonal insert - ONMX0505 (Total 16 cutting edges)

最大切深小於 2 mm, 建議 ONMX0505(16 個切削角)



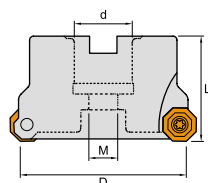
Face Milling - CAOF 面銑刀



- Use OFMT inserts with 8 cutting edges.
- Cost effective for low depth-of-cut face milling.
- 50~100mm cutter diameter, max. 2.8mm depth of cut.
- 使用 OFMT 銑刀片，8 個可用切削角
- 經濟實惠的較淺面銑加工
- 50~100mm 刀盤直徑，最大切削深度可達 2.8mm

Indexable Milling

CAOFF - Milling Tools 面銑刀



Insert Brand 建議刀片 : Winstar, Taegutec, ...

Order No. 訂購編碼	D	d	L	M	T	Inserts	Screw	Wrench	Stock
ICAOFF505050220	50	22	40	11	5	OFMT05T3...	IMS4011A	ITK15	●
ICAOFF506063220	63	22	40	11	6				●
ICAOFF506063250	63	25.4	50	13	6				●
ICAOFF507080250	80	25.4	50	13	7				●
ICAOFF507080270	80	27	50	38	7				●
ICAOFF508100310	100	31.75	50	46	8				●
ICAOFF508100320	100	32	50	46	8				●

● stock ○ by inquiry

Recommended Cutting Conditions 建議切削數據

Working Material	Vc	fz	ap
Carbon Steel / Alloy Steel	120 ~ 250	0.10 ~ 0.30	0.3 ~ 2.8
Stainless Steel	100 ~ 180	0.08 ~ 0.25	0.3 ~ 1.7
Cast Iron	120 ~ 250	0.10 ~ 0.30	0.3 ~ 2.8
High Temperature Alloy	40 ~ 100	0.08 ~ 0.25	0.3 ~ 1.7
Hardened Steel	50 ~ 100	0.08 ~ 0.25	0.3 ~ 1.7

Face Milling - CAOF 面銑刀

Insert Specifications 刀片規格


Insert	Dimensions (mm)			
	A	S	r	d1
OFMT05T3	12.7	3.8	0.6	4.6

Insert Designation 刀片型號

Insert	Order No. 訂購編碼	Designation	Working Material					
			P	M	K	N	S	H
	IOFMT05T3TNSG32HS	OFMT05T3TN-SG-CX32HS	●	●	●		○	
	IOFMT05T3TNSG33TX	OFMT05T3TN-SG-CX33TX	●	●	●		●	●
	IOFMT05T3TNMG32HS	OFMT05T3TN-MG-CX32HS	●	●	●		○	
	IOFMT05T3TNMG33TX	OFMT05T3TN-MG-CX33TX	●	●	●		●	●
	IOFMT05T3TNRG32HS	OFMT05T3TN-RG-CX32HS	●	●	●		○	
	IOFMT05T3TNRG33TX	OFMT05T3TN-RG-CX33TX	●	●	●		●	●
	IOFMT05T3TNRG43TX	OFMT05T3TN-RG-CX43TX	●	●	●		●	



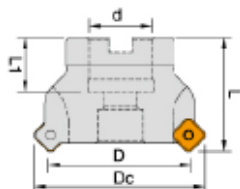
Face Milling - CASE 面銑刀



- Use SEKT or SEKW inserts with 4 cutting edges.
- Cost effective for wide range face milling applications.
- 50~100mm cutter diameter, max. 5.5mm depth of cut.
- 使用 SEKT 或 SEKW 銑刀片，4 個可用切削角
- 經濟實惠的不同切深面銑應用
- 50~100mm 刀盤直徑，最大切削深度可達 5.5mm

Indexable Milling

CASEF - Milling Tools 面銑刀



Insert Brand 建議刀片 : Winstar, Kennametal, LMT, ...

Order No. 訂購編碼	D	L	L1	d	Dc	T	Inserts	Screw	Wrench	Stock
ICASEF204050220	50	40	20	22	64	4	SEKT1204 SEKW1204 SEET1204	ITS5006	ITK20	●
ICASEF205063220	63	45	21	22	77	5				●
ICASEF205063250	63	45	21	25.4	77	5				○
ICASEF206080270	80	50	26	27	94	6				●
ICASEF206080310	80	50	26	31.75	94	6				○
ICASEF206100310	100	32	32	31.75	114	6				○
ICASEF206100320	100	32	32	32	114	6				○

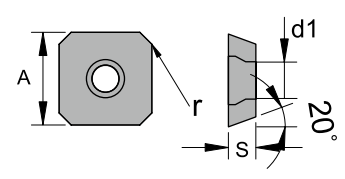
● stock ○ by inquiry

Recommended Cutting Conditions 建議切削數據







Working Material	Vc	fz	ap
Carbon Steel / Alloy Steel	120 ~ 250	0.10 ~ 0.30	0.3 ~ 5.5
Stainless Steel	100 ~ 180	0.08 ~ 0.25	0.3 ~ 3.0
Cast Iron	120 ~ 250	0.10 ~ 0.30	0.3 ~ 5.0
Aluminum Alloy	300 ~ 1000	0.10 ~ 0.40	0.3 ~ 5.5
High Temperature Alloy	40 ~ 100	0.08 ~ 0.25	0.3 ~ 3.0
Hardened Steel	50 ~ 100	0.08 ~ 0.25	0.3 ~ 3.0

Insert Specifications 刀片規格

Insert	Dimensions (mm)			
	A	S	r	d1
SEKT1204	12.7	4.76	0.8	5.5
SEKW1204				
SEET1204				



Insert Designation 刀片型號

Insert	Order No. 訂購編碼	Designation	Working Material					
			P	M	K	N	S	H
	ISEET1204AFFNAL10	SEET1204AFFN-AL-CX10				●		
	ISEET1204AFFNFG23AX	SEET1204AFFN-FG-CX23AX	○	○	○		○	●
	ISEKT1204AFENMG32HS	SEKT1204AFEN-MG-CX32HS	●	●	●		○	
	ISEKT1204AFENMG33TX	SEKT1204AFEN-MG-CX33TX	●	●	●		●	●
	ISEKT1204AFTNRG32HS	SEKT1204AFTN-RG-CX32HS	●	●	●		○	
	ISEKT1204AFTNRG33TX	SEKT1204AFTN-RG-CX33TX	●	●	●		●	●
	ISEKT1204AFTNRG43TX	SEKT1204AFTN-RG-CX43TX	●	●	●		●	
	ISEKW1204AFEN32HS	SEKW1204AFEN-CX32HS	●	●	●		○	
	ISEKW1204AFEN33TX	SEKW1204AFEN-CX33TX	●	●	●		●	●
	ISEKW1204AFEN43TX	SEKW1204AFEN-CX43TX	●	●	●		●	
	ISEKW1204AFTN32HS	SEKW1204AFTN-CX32HS	●	●	●		○	
	ISEKW1204AFTN33TX	SEKW1204AFTN-CX33TX	●	●	●		●	●
	ISEKW1204AFTN37TA	SEKW1204AFTN-CX37TA	○	○	●		○	○

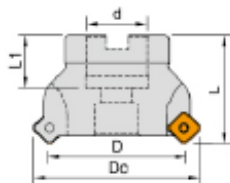
Face Milling - CASX 面銑刀



- Use SEMT inserts with 4 cutting edges.
- Cost effective for wide range face milling applications.
- 50~315mm cutter diameter, max. 5.5mm depth of cut.
- 使用 SEMT 銑刀片，4 個可用切削角
- 經濟實惠的不同切深面銑應用
- 50~315mm 刀盤直徑，最大切削深度可達 5.5mm

Indexable Milling

CASXF - Milling Tools 面銑刀



Insert Brand 建議刀片 : Winstar, Mitsubishi, Sandvik, ...

Order No. 訂購編碼	D	L	L1	d	Dc	T	Inserts	Stock
ICASXF304050220	50	40	20	22	63	4	SEMT13T3	●
ICASXF304050250	50	40	20	25.4	63	4		●
ICASXF305063220	63	40	20	22	75.9	5		●
ICASXF305063250	63	40	20	25.4	75.9	5		●
ICASXF306080250	80	50	26	25.4	93.2	6		●
ICASXF306080270	80	50	26	27	93.2	6		●
ICASXF307100310	100	50	32	31.75	113.2	7		●
ICASXF307100320	100	50	32	32	113.2	7		●
ICASXF308125380	125	63	38	38.1	138	8		●
ICASXF308125400	125	63	38	40	138	8		●
ICASXF310160400	160	63	38	40	173	10		●
ICASXF310160500	160	63	38	50.8	173	10		●
ICASXF312200470	200	63	38	47.625	212.9	12		●
ICASXF314250470	250	63	38	47.625	262.9	14		●
ICASXF314315470	315	63	40	47.625	327.9	14		●

● stock ○ by inquiry

Spare parts 配件

Shim	Screw	Wrench	Screw	Wrench
IAS445N	IPS35T	IPL20	ITS3505	ITK15

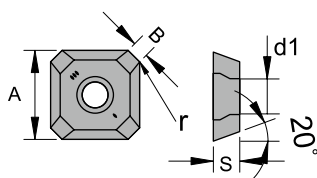
Recommended Cutting Conditions 建議切削數據

Working Material	Vc	fz	ap
Carbon Steel / Alloy Steel	120 ~ 250	0.10 ~ 0.30	0.3 ~ 5.5
Stainless Steel	100 ~ 180	0.08 ~ 0.25	0.3 ~ 3.0
Cast Iron	120 ~ 250	0.10 ~ 0.30	0.3 ~ 5.0
Aluminum Alloy	300 ~ 1000	0.10 ~ 0.40	0.3 ~ 5.5
High Temperature Alloy	40 ~ 100	0.08 ~ 0.25	0.3 ~ 3.0
Hardened Steel	50 ~ 100	0.08 ~ 0.25	0.3 ~ 3.0






※ Max ap of 6mm.

Insert Specifications 刀片規格


Insert	Dimensions (mm)				
	A	B	S	r	d1
SEMT13T3	13.4	1.9	3.97	1.5	4.2
SEET13T3	13.4	1.9	3.97	1.5	4.2



Insert Designation 刀片型號

Insert	Order No. 訂購編碼	Designation	Working Material					
			P	M	K	N	S	H
	ISEET13T3AGFNAL10	SEET13T3AGFN-AL-CX10				●		
	ISEET13T3AGFNFG23AX	SEET13T3AGFN-FG-CX23AX	○	○	○		○	●
	ISEMT13T3AGENMG23AX	SEMT13T3AGEN-MG-CX23AX	○	○	○		○	●
	ISEMT13T3AGENMG32HS	SEMT13T3AGEN-MG-CX32HS	●	●	●		○	
	ISEMT13T3AGENMG33TX	SEMT13T3AGEN-MG-CX33TX	●	●	●		●	●
	ISEMT13T3AGENMG43TX	SEMT13T3AGEN-MG-CX43TX	●	●	●		●	
	ISEMT13T3AGTNMG23AX	SEMT13T3AGTN-MG-CX23AX	○	○	○		○	●
	ISEMT13T3AGTNMG32HS	SEMT13T3AGTN-MG-CX32HS	●	●	●		○	
	ISEMT13T3AGTNMG33TX	SEMT13T3AGTN-MG-CX33TX	●	●	●		●	●
	ISEMT13T3AGTNMG43TX	SEMT13T3AGTN-MG-CX43TX	●	●	●		●	
	ISEMT13T3AGTNRG32HS	SEMT13T3AGTN-RG-CX32HS	●	●	●		○	
	ISEMT13T3AGTNRG33TX	SEMT13T3AGTN-RG-CX33TX	●	●	●		●	●
	ISEMT13T3AGTNRG43TX	SEMT13T3AGTN-RG-CX43TX	●	●	●		●	

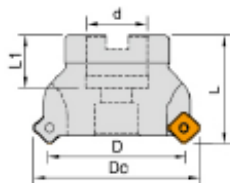
Face Milling - CR24 面銑刀



- Use W245-12T3 inserts with 4 cutting edges.
- High performance face milling tools for general purpose.
- 50~315mm cutter diameter, max. 5.5mm depth of cut.
- 使用 **W245-12T3** 銑刀片, 4 個可用切削角
- 高效率的泛用型面銑刀具
- 50~315mm 刀盤直徑, 最大切削深度可達 5.5mm

Indexable Milling

CR24F - Milling Tools 面銑刀



Insert Brand 建議刀片 : Winstar, Sandvik, Mitsubishi, ...

Order No. 訂購編碼	D	L	L1	d	Dc	T	Inserts	Stock
ICR24F304050220	50	40	20	22	63	4	W245-12T3	●
ICR24F304050250	50	40	20	25.4	63	4		●
ICR24F305063220	63	40	20	22	75.9	5		●
ICR24F305063250	63	40	20	25.4	75.9	5		●
ICR24F306080250	80	50	26	25.4	93.2	6		●
ICR24F306080270	80	50	26	27	93.2	6		●
ICR24F307100310	100	50	32	31.75	113.2	7		●
ICR24F307100320	100	50	32	32	113.2	7		●
ICR24F308125380	125	63	38	38.1	138	8		●
ICR24F308125400	125	63	38	40	138	8		●
ICR24F310160400	160	63	38	40	173	10		●
ICR24F310160500	160	63	38	50.8	173	10		●
ICR24F312200470	200	63	38	47.625	212.9	12		●
ICR24F314250470	250	63	38	47.625	262.9	14		●
ICR24F314315470	315	63	40	47.625	327.9	14		●

● stock ○ by inquiry

Spare parts 配件

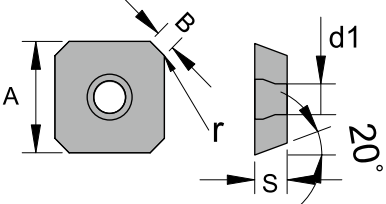
Shim	Screw	Wrench	Screw	Wrench
IAS445N	IPS35T	IPL20	ITS3505	ITK15

Recommended Cutting Conditions 建議切削數據





Working Material	Vc	fz	ap
Carbon Steel / Alloy Steel	120 ~ 250	0.10 ~ 0.30	0.3 ~ 5.5
Stainless Steel	100 ~ 180	0.08 ~ 0.25	0.3 ~ 3.0
Cast Iron	120 ~ 250	0.10 ~ 0.30	0.3 ~ 5.0
Aluminum Alloy	300 ~ 1000	0.10 ~ 0.40	0.3 ~ 5.5
High Temperature Alloy	40 ~ 100	0.08 ~ 0.25	0.3 ~ 3.0
Hardened Steel	50 ~ 100	0.08 ~ 0.25	0.3 ~ 3.0


※ Max ap of 6mm.

Insert Specifications 刀片規格

Insert	Dimensions (mm)					
	A	B	S	r	d1	
W245-12T3	13.4	1.9	3.97	1.5	4.2	

Insert Designation 刀片型號

Insert	Order No. 訂購編碼	Designation	Working Material					
			P	M	K	N	S	H
	IW24512T3AL10	W245-12T3-AL-CX10				●		
	IW24512T3FG23AX	W245-12T3-FG-CX23AX	○	○	○		○	●
	IW24512T3MG23AX	W245-12T3-MG-CX23AX	○	○	○		○	●
	IW24512T3MG32HS	W245-12T3-MG-CX32HS	●	●	●		○	
	IW24512T3MG33TX	W245-12T3-MG-CX33TX	●	●	●		●	●
	IW24512T3MG43TX	W245-12T3-MG-CX43TX	●	●	●		●	
	IW24512T3MG37TA	W245-12T3-MG-CX37TA	○	○	●		○	○
	IW24512T3MG47TA	W245-12T3-MG-CX47TA	●	●	○		●	○
	IW24512T3HG32HS	W245-12T3-HG-CX32HS	●	●	●		○	
	IW24512T3HG33TX	W245-12T3-HG-CX33TX	●	●	●		●	●
	IW24512T3HG43TX	W245-12T3-HG-CX43TX	●	●	●		●	
	IW24512T3HG37TA	W245-12T3-HG-CX37TA	○	○	●		○	○
	IW24512T3HG47TA	W245-12T3-HG-CX47TA	●	●	○		●	○

CARD Series

- Use RDMT or RDMW 2.5R, 3R, 3.5R, 5R, 6R and 8R round inserts.
- Suitable for mould & die machining and steel profiling.
- **10~100mm** cutter diameter.

- 使用 RDMT 或 RDMW 2.5R, 3R, 3.5R, 5R, 6R 或 8R 圓形銑刀片
- 適用於模具與各類型鋼料仿形加工
- 10~100mm 刀桿直徑

→ Page A104

CARP Series

- Use RPMT or RPMW 4R, 5R and 6R round inserts.
- Suitable for mould & die machining and steel profiling.
- **16~80mm** cutter diameter.

- 使用 RPMT 或 RPMW 4R, 5R 或 6R 圓形銑刀片
- 適用於模具與各類型鋼料仿形加工
- 16~80mm 刀桿直徑

→ Page A110

CF21 Series

- Use WP32 5R, 6R, 8R, 10R, 12.5R and 16R ball nose inserts.
- Suitable for mould & die finish or medium copy milling.
- **10~32mm** cutter diameter.

- 使用 WP32 5R, 6R, 8R, 10R, 12.5R 或 16R 球形銑刀片
- 適用於模具中加工或精加工應用的仿形銑削
- 10~32mm 刀桿直徑

→ Page A114

CF22 Series

- Use WP26 inserts.
- Ball nose cutters are suitable for mould & die copy roughing.
- **25~50mm** cutter diameter.

- 使用 WP26 銑刀片
- 適用於粗加工應用的仿形銑削
- 25~50mm 刀桿直徑

→ Page A117

CGWV Series

- Use WPBC16 inserts.
- Various corner radii available for copy or shoulder milling.
- **16mm** cutter diameter.

- 使用 WPBC16 銑刀片
- 提供各種圓角，用於仿形或方肩銑削
- 16mm 刀桿直徑

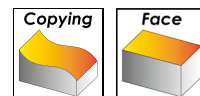
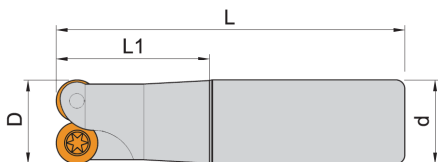
→ Page A119 A103

Copy Milling - CARD 仿形銑刀



- Use RDMT or RDMW 2.5R, 3R, 3.5R, 5R, 6R and 8R round inserts.
- Suitable for mould & die machining and steel profiling.
- **10~100mm** cutter diameter.
- 使用 RDMT 或 RDMW 2.5R, 3R, 3.5R, 5R, 6R 或 8R 圓形銑刀片
- 適用於模具與各類型鋼料仿形加工
- 10~100mm 刀桿直徑

CARDE - Milling Tools 仿形銑刀



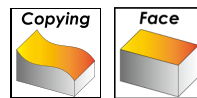
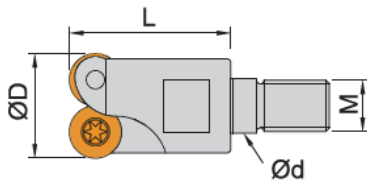
Insert Brand 建議刀片 : Winstar, Safety, Hitachi, ...

Order No. 訂購編碼	D	L1	L	d	T	Inserts	Screw	Wrench	Stock
ICARDE502010100	10	25	100	10	2	RDKW0501	ITS2003	ITK06	●
ICARDE502012100	12	25	100	12	2				○
ICARDE503016130	16	35	130	16	3				○
ICARDE703016130	16	40	130	16	3	RDKW0702	ITS2515	ITK08	○
ICARDE704020150	20	40	150	20	4				●
ICARDE704025150	25	40	150	25	4				○
ICARDE102025150	25	45	150	25	2	RDMT10T3 RDMW10T3	ITS3504	ITK15	●
ICARDE102030150	30	45	150	25	2				●
ICARDE103032150	32	45	150	32	3				○
ICARDE202032150	32	50	150	32	2	RDMT1204 RDMW1204	ITS4008	ITK15	○
ICARDE302020150	20	40	150	20	2	RDMT1003 RDMX1003	IMS3507A	ITK15	●
ICARDE303025150	25	40	150	25	3				●
ICARDE303026150	26	25	150	25	3		●		
ICARDE303030150	30	25	150	25	3		●		
ICARDE304035150	35	40	150	32	4		IMS3509A		●

● stock ○ by inquiry

Copy Milling - CARD 仿形銑刀

CARDM - Modular Milling Heads 仿形銑刀頭



Insert Brand 建議刀片 : Winstar, Safety, Hitachi, ...

Order No. 訂購編碼	D	L1	d	M	T	Inserts	Screw	Wrench	Stock
ICARDM502012060	12	21	6.5	M06	2	RDKW0501	ITS2003	ITK06	●
ICARDM503012060	12	21	6.5	M06	3				○
ICARDM504016080	16	26	8.5	M08	4				○
ICARDM703016080	16	26	8.5	M08	3	RDKW0702	ITS2515	ITK08	○
ICARDM704020100	20	32	10.5	M10	4				○
ICARDM705025120	25	38	12.5	M12	5				○
ICARDM103025120	25	38	12.5	M12	3	RDMT10T3 RDMW10T3	ITS3504	ITK10	●
ICARDM104030120	30	38	12.5	M12	4				●
ICARDM105032120	35	38	12.5	M12	5				○
ICARDM302020100	20	30	10.5	M10	2	RDMT1003 RDMX1003	IMS3507A	ITK15	●
ICARDM302021100	21	30	10.5	M10	2				●
ICARDM303025120	25	35	12.5	M12	3				●
ICARDM303026120	26	35	12.5	M12	3				●
ICARDM303030120	30	35	12.5	M12	3		IMS3509A	●	

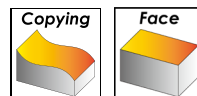
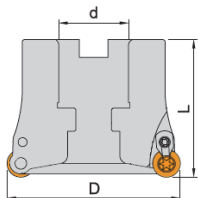
● stock ○ by inquiry

※ For screw-in type adapter, please refer to Tooling System 搭配鎖牙式刀桿，請參考刀具系統

Indexable Milling

Copy Milling - CARD 仿形銑刀

CARDF - Milling Tools 仿形銑刀



Insert Brand 建議刀片 : Winstar, Hitachi, Kennametal, ...

Order No. 訂購編碼	D	L	d	T	Inserts	Screw	Wrench	Clamp	Clamp Screw	Stock
ICARDF104050220	50	45	22	4	RDMT10T3 RDMW10T3	ITS3504	ITK15	IRD-45	ITS4009	●
ICARDF106063220	63	45	22	6						●
ICARDF204050220	50	45	22	4	RDMT1204 RDMW1204	ITS4008	ITK15	IRD-6R	ITS5004	●
ICARDF205050220	50	45	22	5						●
ICARDF205063220	63	45	22	5						●
ICARDF206063220	63	45	22	6						●
ICARDF207080270	80	50	27	7						○
ICARDF208100320	100	50	32	8						○
ICARDF604063220	63	45	22	4	RDMT1604 RDMW1604	ITS5007	ITK20	IRD-68	ITS5009	●
ICARDF605063220	63	45	22	5						●
ICARDF606080270	80	50	27	6						○
ICARDF607100320	100	50	32	7						○
ICARDF305050220	50	40	22	5	RDMT1003 RDMX1003	IMS3509A	ITK15	IMC35-3V	-	●
ICARDF305050250	50	50	25.4	5						●
ICARDF306063250	63	50	25.4	6						●

● stock ○ by inquiry

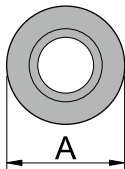
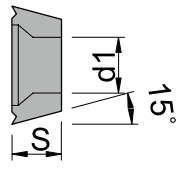
Recommended Cutting Conditions 建議切削數據

Working Material	Vc	Dia ≤ 10		Dia > 10	
		fz	ap	fz	ap
Carbon Steel / Alloy Steel	120 ~ 250	0.1 ~ 0.6	0.3 ~ 1.5	0.2 ~ 0.8	0.5 ~ 2.5
Stainless Steel	100 ~ 180	0.08 ~ 0.4	0.3 ~ 1.2	0.15 ~ 0.4	0.5 ~ 2.0
Cast Iron	120 ~ 250	0.1 ~ 0.6	0.3 ~ 1.5	0.2 ~ 0.8	0.5 ~ 2.5
High Temperature Alloy	40 ~ 100	0.08 ~ 0.3	0.3 ~ 1.0	0.15 ~ 0.3	0.3 ~ 2.0
Hardened Steel	50 ~ 100	0.08 ~ 0.3	0.3 ~ 1.0	0.15 ~ 0.3	0.3 ~ 2.0

Copy Milling - CARD 仿形銑刀

Insert Specifications 刀片規格

Insert	Dimensions (mm)		
	A	S	d1
RDKW0501	5	1.59	2.2
RDKW0702	7	2.38	2.8
RDMT1003	10	3.18	3.9
RDMX1003	10	3.18	4.15
RDMT10T3	10	3.97	4.5
RDMW10T3	10	3.97	4.5
RDMT12T3	12	3.97	4.1
RDMX12T3	12	3.97	4.1
RDMT1204	12	4.76	4.4
RDMW1204	12	4.76	4.4
RDMT1604	16	4.76	5.5
RDMW1604	16	4.76	5.5

Indexable Milling









Insert Designation 刀片型號

Insert	Order No. <small>訂購編碼</small>	Designation	Working Material					
			P	M	K	N	S	H
	IRDKW0501MOE23AX	RDKW0501MOE-CX23AX	○	○	○		○	●
	IRDKW0501MOE32HS	RDKW0501MOE-CX32HS	●	●	●		○	
	IRDKW0501MOE33TX	RDKW0501MOE-CX33TX	●	●	●		●	●
	IRDKW0702MOE23AX	RDKW0702MOE-CX23AX	○	○	○		○	●
	IRDKW0702MOE32HS	RDKW0702MOE-CX32HS	●	●	●		○	
	IRDKW0702MOE33TX	RDKW0702MOE-CX33TX	●	●	●		●	●
	IRDKW0702MOE43TX	RDKW0702MOE-CX43TX	●	●	●		●	
	IRDMT1003MOE23AX	RDMT1003MOE-CX23AX	○	○	○		○	●
	IRDMT1003MOE32HS	RDMT1003MOE-CX32HS	●	●	●		○	
	IRDMT1003MOE33TX	RDMT1003MOE-CX33TX	●	●	●		●	●
	IRDMT1003MOE43TX	RDMT1003MOE-CX43TX	●	●	●		●	
	IRDMT1003MOT23AX	RDMT1003MOT-CX23AX	○	○	○		○	●
	IRDMT1003MOT32HS	RDMT1003MOT-CX32HS	●	●	●		○	
	IRDMT1003MOT33TX	RDMT1003MOT-CX33TX	●	●	●		●	●
	IRDMT1003MOT43TX	RDMT1003MOT-CX43TX	●	●	●		●	

Insert Designation 刀片型號

Insert	Order No. 訂購編碼	Designation	Working Material					
			P	M	K	N	S	H
	IRDMX1003MOE23AX	RDMX1003MOE-CX23AX	○	○	○		○	●
	IRDMX1003MOE32HS	RDMX1003MOE-CX32HS	●	●	●		○	
	IRDMX1003MOE33TX	RDMX1003MOE-CX33TX	●	●	●		●	●
	IRDMX1003MOE43TX	RDMX1003MOE-CX43TX	●	●	●		●	
	IRDMX1003MOT23AX	RDMX1003MOT-CX23AX	○	○	○		○	●
	IRDMX1003MOT32HS	RDMX1003MOT-CX32HS	●	●	●		○	
	IRDMX1003MOT33TX	RDMX1003MOT-CX33TX	●	●	●		●	●
	IRDMX1003MOT43TX	RDMX1003MOT-CX43TX	●	●	●		●	
	IRDMT10T3MOE23AX	RDMT10T3MOE-CX23AX	○	○	○		○	●
	IRDMT10T3MOE32HS	RDMT10T3MOE-CX32HS	●	●	●		○	
	IRDMT10T3MOE33TX	RDMT10T3MOE-CX33TX	●	●	●		●	●
	IRDMT10T3MOE43TX	RDMT10T3MOE-CX43TX	●	●	●		●	
	IRDMT10T3MOT23AX	RDMT10T3MOT-CX23AX	○	○	○		○	●
	IRDMT10T3MOT32HS	RDMT10T3MOT-CX32HS	●	●	●		○	
	IRDMT10T3MOT33TX	RDMT10T3MOT-CX33TX	●	●	●		●	●
	IRDMT10T3MOT43TX	RDMT10T3MOT-CX43TX	●	●	●		●	
	IRDMW10T3MOE32HS	RDMW10T3MOE-CX32HS	●	●	●		○	
	IRDMW10T3MOE33TX	RDMW10T3MOE-CX33TX	●	●	●		●	●
	IRDMW10T3MOT32HS	RDMW10T3MOT-CX32HS	●	●	●		○	
	IRDMW10T3MOT33TX	RDMW10T3MOT-CX33TX	●	●	●		●	●
	IRDMT12T3MOE23AX	RDMT12T3MOE-CX23AX	○	○	○		○	●
	IRDMT12T3MOE32HS	RDMT12T3MOE-CX32HS	●	●	●		○	
	IRDMT12T3MOE33TX	RDMT12T3MOE-CX33TX	●	●	●		●	●
	IRDMT12T3MOE37TA	RDMT12T3MOE-CX37TA	○	○	●		○	○
	IRDMT12T3MOT23AX	RDMT12T3MOT-CX23AX	○	○	○		○	●
	IRDMT12T3MOT32HS	RDMT12T3MOT-CX32HS	●	●	●		○	
	IRDMT12T3MOT33TX	RDMT12T3MOT-CX33TX	●	●	●		●	●
	IRDMX12T3MOE23AX	RDMX12T3MOE-CX23AX	○	○	○		○	●
	IRDMX12T3MOE32HS	RDMX12T3MOE-CX32HS	●	●	●		○	
	IRDMX12T3MOE33TX	RDMX12T3MOE-CX33TX	●	●	●		●	●
	IRDMX12T3MOE43TX	RDMX12T3MOE-CX43TX	●	●	●		●	
	IRDMX12T3MOT23AX	RDMX12T3MOT-CX23AX	○	○	○		○	●
	IRDMX12T3MOT32HS	RDMX12T3MOT-CX32HS	●	●	●		○	
	IRDMX12T3MOT33TX	RDMX12T3MOT-CX33TX	●	●	●		●	●
	IRDMX12T3MOT43TX	RDMX12T3MOT-CX43TX	●	●	●		●	

Insert Designation 刀片型號

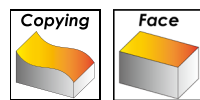
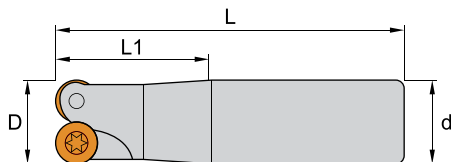
Insert	Order No. 訂購編碼	Designation	Working Material					
			P	M	K	N	S	H
	IRDHT1204MOE32HS	RDHT1204MOE-CX32HS	●	●	●		○	
	IRDHT1204MOE33TX	RDHT1204MOE-CX33TX	●	●	●		●	●
	IRDHT1204MOE32HS	RDHT1204MOE-CX32HS	●	●	●		○	
	IRDHT1204MOE33TX	RDHT1204MOE-CX33TX	●	●	●		●	●
	IRDMT1204MOE23AX	RDMT1204MOE-CX23AX	○	○	○		○	●
	IRDMT1204MOE32HS	RDMT1204MOE-CX32HS	●	●	●		○	
	IRDMT1204MOE33TX	RDMT1204MOE-CX33TX	●	●	●		●	●
	IRDMT1204MOE43TX	RDMT1204MOE-CX43TX	●	●	●		●	
	IRDMT1204MOT23AX	RDMT1204MOT-CX23AX	○	○	○		○	●
	IRDMT1204MOT32HS	RDMT1204MOT-CX32HS	●	●	●		○	
	IRDMT1204MOT33TX	RDMT1204MOT-CX33TX	●	●	●		●	●
	IRDMT1204MOT43TX	RDMT1204MOT-CX43TX	●	●	●		●	
	IRDMW1204MOE32HS	RDMW1204MOE-CX32HS	●	●	●		○	
	IRDMW1204MOE33TX	RDMW1204MOE-CX33TX	●	●	●		●	●
	IRDMW1204MOE43TX	RDMW1204MOE-CX43TX	●	●	●		●	
	IRDMW1204MOT23AX	RDMW1204MOT-CX23AX	○	○	○		○	●
	IRDMW1204MOT32HS	RDMW1204MOT-CX32HS	●	●	●		○	
	IRDMW1204MOT33TX	RDMW1204MOT-CX33TX	●	●	●		●	●
	IRDMW1204MOT43TX	RDMW1204MOT-CX43TX	●	●	●		●	
	IRDMW1204MOT37TA	RDMW1204MOT-CX37TA	○	○	●		○	○
	IRDMT1604MOT23AX	RDMT1604MOT-CX23AX	○	○	○		○	●
	IRDMT1604MOT32HS	RDMT1604MOT-CX32HS	●	●	●		○	
	IRDMT1604MOT33TX	RDMT1604MOT-CX33TX	●	●	●		●	●
	IRDMT1604MOT43TX	RDMT1604MOT-CX43TX	●	●	●		●	
	IRDMW1604MOT23AX	RDMW1604MOT-CX23AX	○	○	○		○	●
	IRDMW1604MOT32HS	RDMW1604MOT-CX32HS	●	●	●		○	
	IRDMW1604MOT33TX	RDMW1604MOT-CX33TX	●	●	●		●	●
	IRDMW1604MOT43TX	RDMW1604MOT-CX43TX	●	●	●		●	
	IRDMW1604MOT37TA	RDMW1604MOT-CX37TA	○	○	●		○	○

Copy Milling - CARP 仿形銑刀



- Use RPMT or RPMW 4R, 5R and 6R round inserts.
- Suitable for mould & die machining and steel profiling.
- **16~80mm** cutter diameter.
- 使用 RPMT 或 RPMW 4R, 5R 或 6R 圓形銑刀片
- 適用於模具與各類型鋼料仿形加工
- 16~80mm 刀桿直徑

CARPE - Milling Tools 仿形銑刀



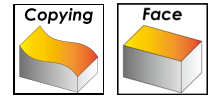
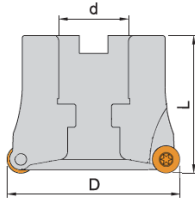
Insert Brand 建議刀片 : Winstar, Mitsubishi, ...

Order No. 訂購編碼	D	L1	L	d	T	Inserts	Screw	Wrench	Stock
ICARPE802016150	16	50	150	16	2	RPMT08T2	ITS3004	ITK09	●
ICARPE802020150	20	50	150	20	2				●
ICARPE803025150	25	40	150	25	3				●
ICARPE102025150	25	40	150	25	2	RPMT10T3	ITS3503	ITK15	●
ICARPE103030150	30	40	150	25	3				●
ICARPE103032150	32	40	150	32	3				●
ICARPE202032170	32	45	170	32	2	RPMT1204 RPMW1204	ITS4006	ITK15	●

Order No. 訂購編碼	D	L1	L	d	T	Inserts	Screw	Clamp	Wrench	Stock
ICARPE302025150	25	50	150	25	2	RPMW1003	ITS4004	IAS5	ITK15	●
ICARPE302025180	25	50	180	25	2					●
ICARPE302025200	25	50	200	25	2					●
ICARPE302025250	25	50	250	25	2					●
ICARPE302026150	26	30	150	25	2					●
ICARPE302030150	30	35	150	25	2					●
ICARPE302030200	30	35	200	25	2					●
ICARPE302030300	30	35	300	25	2					●
ICARPE303032120	32	55	125	32	3					●
ICARPE303035150	35	55	150	32	3					●
ICARPE303035250	35	55	250	32	3					●
ICARPE303035300	35	55	300	32	3					●

● stock ○ by inquiry

CARPF - Milling Tools 仿形銑刀



Insert Brand 建議刀片 : Winstar, Mitsubishi, ...

Order No. 訂購編碼	D	L	d	T	Inserts	Screw	Wrench	Stock
ICARPF305050220	50	45	22	5	RPMT10T3	ITS3503	ITK15	●
ICARPF305050250	50	45	25.4	5				●
ICARPF306063220	63	45	22	6				○
ICARPF306063250	63	45	25.4	6				○
ICARPF204050250	50	45	25.4	4	RPMT1204 RPMW1204	ITS4006	ITK15	●
ICARPF205063220	63	45	22	5				●
ICARPF205063250	63	45	25.4	5				●
ICARPF206080250	80	50	25.4	6				●
ICARPF206080270	80	50	27	6				●

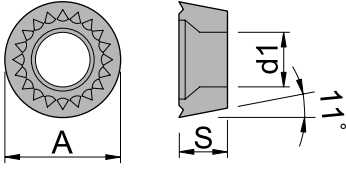
● stock ○ by inquiry

Recommended Cutting Conditions 建議切削數據





Working Material	Vc	Dia ≤ 10		Dia > 10	
		fz	ap	fz	ap
Carbon Steel / Alloy Steel	120 ~ 250	0.1 ~ 0.6	0.3 ~ 1.5	0.2 ~ 0.8	0.5 ~ 2.5
Stainless Steel	100 ~ 180	0.08 ~ 0.4	0.3 ~ 1.2	0.15 ~ 0.4	0.5 ~ 2.0
Cast Iron	120 ~ 250	0.1 ~ 0.6	0.3 ~ 1.5	0.2 ~ 0.8	0.5 ~ 2.5
High Temperature Alloy	40 ~ 100	0.08 ~ 0.3	0.3 ~ 1.0	0.15 ~ 0.3	0.3 ~ 2.0
Hardened Steel	50 ~ 100	0.08 ~ 0.3	0.3 ~ 1.0	0.15 ~ 0.3	0.3 ~ 2.0

Insert Specifications 刀片規格










Insert	Dimensions (mm)		
	A	S	d1
RPMT08T2	8	2.78	3.2
RPMW1003	10	3.18	4.6
RPMT10T3	10	3.97	4.5
RPMT1204	12	4.76	4.3
RPMW1204	12	4.76	4.3



Insert Designation 刀片型號

Insert	Order No. 訂購編碼	Designation	Working Material					
			P	M	K	N	S	H
	IRPMT08T2MOE32HS	RPMT08T2MOE-CX32HS	●	●	●		○	
	IRPMT08T2MOE33TX	RPMT08T2MOE-CX33TX	●	●	●		●	●
	IRPMT08T2MOE43TX	RPMT08T2MOE-CX43TX	●	●	●		●	
	IRPMT08T2MOT32HS	RPMT08T2MOT-CX32HS	●	●	●		○	
	IRPMT08T2MOT33TX	RPMT08T2MOT-CX33TX	●	●	●		●	●
	IRPMT08T2MOT43TX	RPMT08T2MOT-CX43TX	●	●	●		●	
	IRPMW1003MOE32HS	RPMW1003MOE-CX32HS	●	●	●		○	
	IRPMW1003MOE33TX	RPMW1003MOE-CX33TX	●	●	●		●	●
	IRPMW1003MOE43TX	RPMW1003MOE-CX43TX	●	●	●		●	
	IRPMW1003MOT23AX	RPMW1003MOT-CX23AX	○	○	○		○	●
	IRPMW1003MOT32HX	RPMW1003MOT-CX32HX	●	●	●		○	
	IRPMW1003MOT33TX	RPMW1003MOT-CX33TX	●	●	●		●	●
	IRPMW1003MOT43TX	RPMW1003MOT-CX43TX	●	●	●		●	

Insert Designation 刀片型號

Insert	Order No. 訂購編碼	Designation	Working Material					
			P	M	K	N	S	H
	IRPHT10T3MOE43TX	RPHT10T3MOE-CX43TX	●	●	●		●	
	IRPMT10T3MOE32HS	RPMT10T3MOE-CX32HS	●	●	●		○	
	IRPMT10T3MOE33TX	RPMT10T3MOE-CX33TX	●	●	●		●	●
	IRPMT10T3MOE43TX	RPMT10T3MOE-CX43TX	●	●	●		●	
	IRPMT10T3MOT32HS	RPMT10T3MOT-CX32HS	●	●	●		○	
	IRPMT10T3MOT33TX	RPMT10T3MOT-CX33TX	●	●	●		●	●
	IRPMT10T3MOT43TX	RPMT10T3MOT-CX43TX	●	●	●		●	
	IRPHT1204MOE32HS	RPHT1204MOE-CX32HS	●	●	●		○	
	IRPHT1204MOE33TX	RPHT1204MOE-CX33TX	●	●	●		●	●
	IRPHT1204MOE43TX	RPHT1204MOE-CX43TX	●	●	●		●	
	IRPHT1204MOT32HS	RPHT1204MOT-CX32HS	●	●	●		○	
	IRPHT1204MOT33TX	RPHT1204MOT-CX33TX	●	●	●		●	●
	IRPMT1204MOE23AX	RPMT1204MOE-CX23AX	○	○	○		○	●
	IRPMT1204MOE32HS	RPMT1204MOE-CX32HS	●	●	●		○	
	IRPMT1204MOE33TX	RPMT1204MOE-CX33TX	●	●	●		●	●
	IRPMT1204MOE43TX	RPMT1204MOE-CX43TX	●	●	●		●	
	IRPMT1204MOT23AX	RPMT1204MOT-CX23AX	○	○	○		○	●
	IRPMT1204MOT32HS	RPMT1204MOT-CX32HS	●	●	●		○	
	IRPMT1204MOT33TX	RPMT1204MOT-CX33TX	●	●	●		●	●
	IRPMT1204MOT43TX	RPMT1204MOT-CX43TX	●	●	●		●	
	IRPMW1204MOE32HS	RPMW1204MOE-CX32HS	●	●	●		○	
	IRPMW1204MOE33TX	RPMW1204MOE-CX33TX	●	●	●		●	●
	IRPMW1204MOE43TX	RPMW1204MOE-CX43TX	●	●	●		●	
	IRPMW1204MOT32HS	RPMW1204MOT-CX32HS	●	●	●		○	
	IRPMW1204MOT43TX	RPMW1204MOT-CX43TX	●	●	●		●	●
	IRPMW1204MOT33TX	RPMW1204MOT-CX33TX	●	●	●		●	

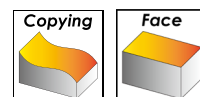
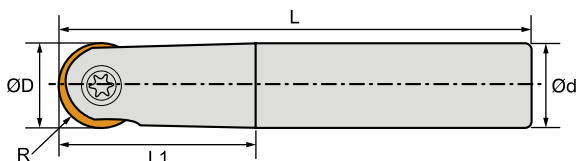
Copy Milling - CF21

仿形銑刀



- Use WP32 5R, 6R, 8R, 10R, 12.5R and 16R ball nose inserts.
- Suitable for mould & die finish or medium copy milling.
- 10~32mm cutter diameter.
- 使用 WP32 5R, 6R, 8R, 10R, 12.5R 或 16R 球形銑刀片
- 適用於模具中加工或精加工應用的仿形銑削
- 10~32mm 刀桿直徑

CF21E - Milling Tools 仿形銑刀

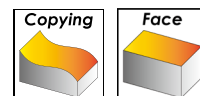
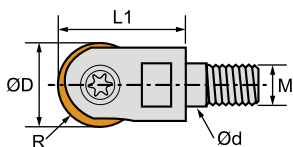


Insert Brand 建議刀片 : Winstar, Walter, ...

Order No. 訂購編碼	R	D	L1	L	d	T	Inserts	Screw	Wrench	Stock
ICF21E302010100	5R	10	25	100	10	2	WP3210..	IMGR4012	IETL15	●
ICF21E302010150	5R	10	25	150	10	2				
ICF21E302012150	6R	12	32	150	12	2	WP3212..	IMGR5012	IETL20	●
ICF21E302012200	6R	12	58	200	16	2				
ICF21E302016150	8R	16	36	150	16	2	WP3216..	IMGR5016	IETL20	●
ICF21E302016200	8R	16	36	200	16	2				
ICF21E302016201	8R	16	65	200	20	2				
ICF21E302020150	10R	20	45	150	20	2	WP3220..	IMGR5020	IETL20	●
ICF21E302020200	10R	20	45	200	20	2				
ICF21E302020201	10R	20	76	200	25	2				
ICF21E302020250	10R	20	76	250	25	2				
ICF21E302025200	12.5R	25	45	200	25	2	WP3225..	IMGR6025	IETL30	●
ICF21E302025250	12.5R	25	45	250	25	2				
ICF21E302025201	12.5R	25	98	200	32	2				
ICF21E302025251	12.5R	25	98	250	32	2				
ICF21E302025300	12.5R	25	98	300	32	2				
ICF21E302032200	16R	32	50	200	32	2	WP3232..	IMGR8030	IETL30	●
ICF21E302032250	16R	32	50	250	32	2				
ICF21E302032300	16R	32	50	300	32	2				

● stock ○ by inquiry

CF21M - Modular Milling Heads 仿形銑刀頭



Insert Brand 建議刀片：Winstar, Walter, ...

Order No. 訂購編碼	R	D	L1	d	M	T	Inserts	Screw	Wrench	Stock
ICF21M302010050	5R	10	20	5.5	M5	2	WP3210..	IMGR5010	IETL15	●
ICF21M302012060	6R	12	22	6.5	M6	2	WP3212..	IMGR5012	IETL20	●
ICF21M302012080	6R	12	30	8.5	M8	2				
ICF21M302016080	8R	16	28	8.5	M8	2	WP3216 ..	IMGR5016	IETL20	●
ICF21M302020100	10R	20	30	10.5	M10	2	WP3220 ..	IMGR5020	IETL20	●
ICF21M302025120	12.5R	25	40	12.5	M12	2	WP3225 ..	IMGR6025	IETL30	●
ICF21M302032160	16R	32	43	17	M16	2	WP3232 ..	IMGR8030	IETL30	●

● stock ○ by inquiry

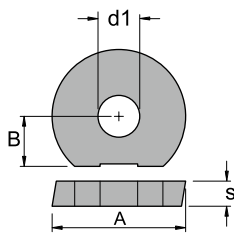
※ For screw-in type adapter, please refer to Tooling System 搭配鎖牙式刀桿，請參考刀具系統

Recommended Cutting Conditions 建議切削數據













Working Material	Vc	fz					ap
		WP3212	WP3216	WP3220	WP3225	WP3232	
Carbon Steel / Alloy Steel	150 ~ 300	0.20	0.20	0.25	0.25	0.30	$\leq 0.03 \times \text{ØD}$
Stainless Steel	100 ~ 250	0.20	0.20	0.25	0.25	0.30	$\leq 0.03 \times \text{ØD}$
Cast Iron	90 ~ 350	0.25	0.30	0.30	0.35	0.40	$\leq 0.04 \times \text{ØD}$
Hardened Steel	100 ~ 350	0.10	0.125	0.15	0.20	0.25	$\leq 0.02 \times \text{ØD}$

Insert Specifications 刀片規格

Insert	Dimensions (mm)			
	A	B	S	d1
WP3210	10	5	2.5	4
WP3212	12	6	2.5	5
WP3216	16	6	3	5
WP3220	20	6	3	5
WP3225	25	9	4	6
WP3232	32	10	5	8



Insert Designation 刀片型號

Insert	Order No. 訂購編碼	Designation	Working Material					
			P	M	K	N	S	H
	IWP3210SM13TX	WP3210-SM-CX13TX	○	○	○		○	●
	IWP3210SM23AX	WP3210-SM-CX23AX	○	○	○		○	●
	IWP3212SM13TX	WP3212-SM-CX13TX	○	○	○		○	●
	IWP3212SM23AX	WP3212-SM-CX23AX	○	○	○		○	●
	IWP3216SM13TX	WP3216-SM-CX13TX	○	○	○		○	●
	IWP3216SM23AX	WP3216-SM-CX23AX	○	○	○		○	●
	IWP3220SM13TX	WP3220-SM-CX13TX	○	○	○		○	●
	IWP3220SM23AX	WP3220-SM-CX23AX	○	○	○		○	●
	IWP3225SM13TX	WP3225-SM-CX13TX	○	○	○		○	●
	IWP3225SM23AX	WP3225-SM-CX23AX	○	○	○		○	●
	IWP3232SM13TX	WP3232-SM-CX13TX	○	○	○		○	●
	IWP3232SM23AX	WP3232-SM-CX23AX	○	○	○		○	●
	IWP3210MM13TX	WP3210-MM-CX13TX	○	○	○		○	●
	IWP3210MM23AX	WP3210-MM-CX23AX	○	○	○		○	●
	IWP3212MM13TX	WP3212-MM-CX13TX	○	○	○		○	●
	IWP3212MM23AX	WP3212-MM-CX23AX	○	○	○		○	●
	IWP3216MM13TX	WP3216-MM-CX13TX	○	○	○		○	●
	IWP3216MM23AX	WP3216-MM-CX23AX	○	○	○		○	●
	IWP3220MM13TX	WP3220-MM-CX13TX	○	○	○		○	●
	IWP3220MM23AX	WP3220-MM-CX23AX	○	○	○		○	●
	IWP3225MM13TX	WP3225-MM-CX13TX	○	○	○		○	●
	IWP3225MM23AX	WP3225-MM-CX23AX	○	○	○		○	●
	IWP3232MM13TX	WP3232-MM-CX13TX	○	○	○		○	●
	IWP3232MM23AX	WP3232-MM-CX23AX	○	○	○		○	●

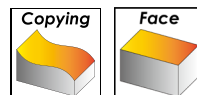
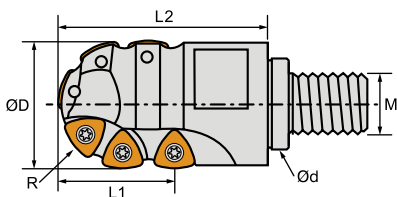
Copy Milling - CF22 仿形銑刀



- Use WP26 inserts.
- Ball nose cutters are suitable for mould & die copy roughing.
- 25~50mm cutter diameter.
- 使用 WP26 銑刀片
- 適用於粗加工應用的仿形銑削
- 25~50mm 刀桿直徑

Indexable Milling

CF22M - Modular Milling Heads 仿形銑刀頭



Insert Brand 建議刀片 : Winstar, Walter, ...

Order No. 訂購編碼	R	D	L1	L2	d	M	T	Inserts	Screw	Wrench	Stock
ICF22M202025120	12.5R	25	21	42	12.5	M12	2	WP26339R14	ITS4023	ITK15	●
ICF22M202030120	15R	30	23	50	12.5	M12	2				●
ICF22M202032160	16R	32	23	50	17.0	M16	2				●
ICF22M202040180	20R	40	38	65	28.0	M18	2	WP26379R25	ITS5002	ITK20	○
ICF22M202050250	25R	50	45	80	36.0	M25	2				●

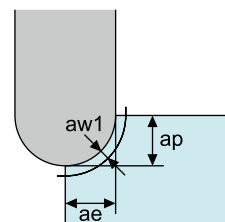
● stock ○ by inquiry

※ For screw-in type adapter, please refer to Tooling System 搭配鎖牙式刀桿，請參考刀具系統

Recommended Cutting Conditions 建議切削數據

WP26339R14

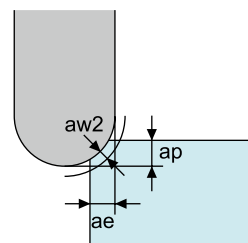
Working Material	Vc	aw1 = (0.5D, 0.5D)	aw2 = (0.25D, 0.25D)
		fz	
Carbon Steel / Alloy Steel	120 ~ 250	0.16 ~ 0.30	0.2 ~ 0.39
Stainless Steel	100 ~ 180	0.08 ~ 0.14	0.1 ~ 0.18
Cast Iron	120 ~ 250	0.16 ~ 0.30	0.2 ~ 0.39
High Temperature Alloy	40 ~ 100	0.08 ~ 0.12	0.1 ~ 0.18



aw1 = (ap, ae)

WP26379R25

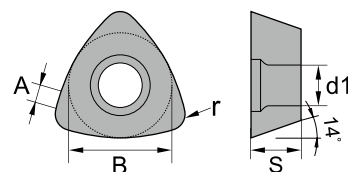
Working Material	Vc	aw1 = (0.5D, 0.5D)	aw2 = (0.25D, 0.25D)
		fz	
Carbon Steel / Alloy Steel	120 ~ 250	0.20 ~ 0.36	0.26 ~ 0.46
Stainless Steel	100 ~ 180	0.08 ~ 0.14	0.10 ~ 0.18
Cast Iron	120 ~ 250	0.20 ~ 0.36	0.26 ~ 0.46
High Temperature Alloy	40 ~ 100	0.08 ~ 0.12	0.10 ~ 0.18



aw2 = (ap, ae)

Insert Specifications 刀片規格

Insert	Dimensions (mm)				
	A	B	S	r	d1
WP26339R14	-	9.52	3.97	1.2	4.4
WP26379R25	1.1	13	5.56	2.0	5.5



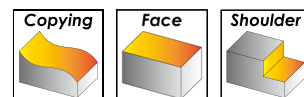
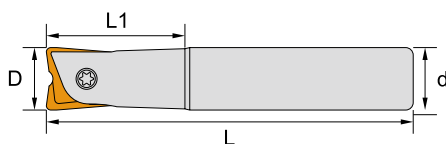
Insert Designation 刀片型號

Insert	Order No. 訂購編碼	Designation	Working Material					
			P	M	K	N	S	H
	IWP26314RG23AX	WP26339R14-RG-CX23AX	○	○	○		○	●
	IWP26314RG32HS	WP26339R14-RG-CX32HS	●	●	●		○	
	IWP26314RG33TX	WP26339R14-RG-CX33TX	●	●	●		●	●
	IWP26314RG43TX	WP26339R14-RG-CX43TX	●	●	●		●	
	IWP26725RG23AX	WP26379R25-RG-CX23AX	○	○	○		○	●
	IWP26725RG32HS	WP26379R25-RG-CX32HS	●	●	●		○	
	IWP26725RG33TX	WP26379R25-RG-CX33TX	●	●	●		●	●
	IWP26725RG43TX	WP26379R25-RG-CX43TX	●	●	●		●	



- Use WPBC16 inserts.
- Various corner radii available for copy or shoulder milling.
- **16mm** cutter diameter.
- 使用 WPBC16 銑刀片
- 提供各種圓角，用於仿形或方肩銑削
- 16mm 刀桿直徑

CGVV - Milling tools 仿形銑刀



Insert Brand 建議刀片：Winstar, LMT tools, ...

Order No. 訂購編碼	D	L1	L	d	T	Inserts	Screw	Wrench	Stock
ICGWVE016150	16	35	150	16	2	WPBC16..	MGR5016	ETL20	●
ICGWVE016200	16	35	200	16	2				●

● stock ○ by inquiry

Recommended Cutting Conditions 建議切削數據
 for Copy milling 適用於仿形銑削

Working Material	Vc	fz	ap	ae
Carbon Steel / Alloy Steel	170 ~ 270	0.20 ~ 0.25	≤ 0.03D	≤ 0.03D
Stainless Steel	170 ~ 190	0.20 ~ 0.25	≤ 0.03D	≤ 0.03D
Cast Iron	170 ~ 230	0.20 ~ 0.25	≤ 0.04D	≤ 0.04D
High Temperature Alloy	50 ~ 80	0.20 ~ 0.25	≤ 0.02D	≤ 0.02D
Hardened Steel	80 ~ 210	0.15 ~ 0.25	≤ 0.02D	≤ 0.02D

for Shoulder milling 適用於方肩銑削

Working Material	Vc	fz	ap	ae
Carbon Steel / Alloy Steel	120 ~ 190	0.20 ~ 0.25	0.1 ~ 3	0.1D ~ 1D
Stainless Steel	120 ~ 135	0.20 ~ 0.25	0.1 ~ 3	0.1D ~ 1D
Cast Iron	120 ~ 160	0.20 ~ 0.25	0.1 ~ 3	0.1D ~ 1D
High Temperature Alloy	35 ~ 55	0.20 ~ 0.25	0.1 ~ 0.5	0.1D ~ 1D
Hardened Steel	55 ~ 145	0.15 ~ 0.25	0.1 ~ 0.5	0.1D ~ 1D

※ D = cutter cutting diameter D = 刀桿切削直徑

Copy Milling - CGVV 仿形銑刀

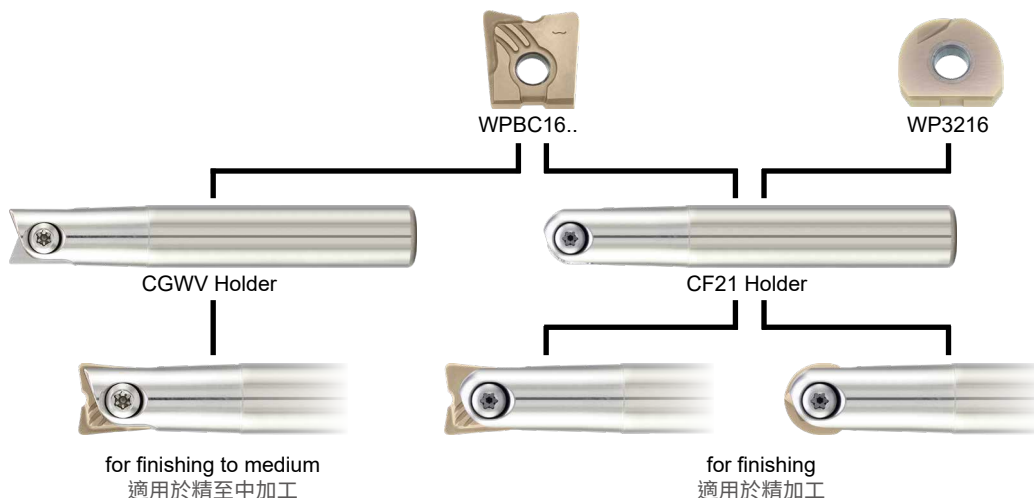
Insert Specifications 刀片規格

Insert	Dimensions (mm)						
	A	B	t1	st	S	r	d1
WPBC1605	16	6	16	3	3	0.5	5
WPBC1610	16	6	16	3	3	1.0	5
WPBC1613	16	6	16	3	3	1.3	5
WPBC1620	16	6	16	3	3	2.0	5
WPBC1630	16	6	16	3	3	3.0	5


Insert Designation 刀片型號

Insert	Order No. 訂購編碼	Designation 型號	Continuous 連續加工	Interrupted 斷續加工	Working Material					
					P	M	K	N	S	H
	IWPBC1605MM33TX	WPBC1605-MM-CX33TX	✓		●	●	●		●	●
	IWPBC1605MM43TX	WPBC1605-MM-CX43TX		✓	●	●	●		●	
	IWPBC1610MM33TX	WPBC1610-MM-CX33TX	✓		●	●	●		●	●
	IWPBC1610MM43TX	WPBC1610-MM-CX43TX		✓	●	●	●		●	
	IWPBC1613MM33TX	WPBC1613-MM-CX33TX	✓		●	●	●		●	●
	IWPBC1613MM43TX	WPBC1613-MM-CX43TX		✓	●	●	●		●	
	IWPBC1620MM33TX	WPBC1620-MM-CX33TX	✓		●	●	●		●	●
	IWPBC1620MM43TX	WPBC1620-MM-CX43TX		✓	●	●	●		●	
	IWPBC1630MM33TX	WPBC1630-MM-CX33TX	✓		●	●	●		●	●
	IWPBC1630MM43TX	WPBC1630-MM-CX43TX		✓	●	●	●		●	

CF21 holder can be use WPBC16 or WP3216 inserts CF21 刀桿可使用 WPBC16 或 WP3216 刀片



DTS Series



- Use DCEX, SCGX, SCMX, SDMX, TCMX inserts.
- Engraving, chamfering, countersinking, grooving and spotting functions in one tool.
- 使用 DCEX, SCMX 或 TCMX 銑刀片
- 一種刀具搞定雕刻、倒角、開槽和定位等功能


→ Page A122

CSPC Series



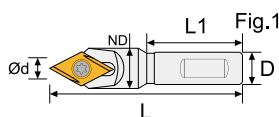
- Use SPMG inserts with 4 cutting edges.
- T-slot cutter with up and down chamfering applications.
- 11~50mm cutter diameter.
- 使用 SPMG 銑刀片，4 個可用切削角
- T 型刀桿適用於上下倒角加工應用
- 11~50mm 刀桿直徑

→ Page A128



- Use DCEX, SCGX, SCMX, SDMX, TCMX inserts.
- Engraving, chamfering, countersinking, grooving and spotting functions in one tool.
- 使用 DCEX, SCMX 或 TCMX 銑刀片
- 一種刀具搞定雕刻、倒角、開槽和定位等功能

DTS60 - Milling Tools 雕刻倒角銑刀



DTS 60 - DCEX11T3

Insert Brand 建議刀片 : Winstar

Order No. 訂購編碼	D	ND	L	L1	Fig	Insert	Screw	Wrench	Stock
IDTS1006006011	10	12	60	30	1	DCEX11T3	ITS3520	ITK15	●
IDTS1210006011	12	12	100	-	2				●

● stock ○ by inquiry

Recommended Cutting Conditions 建議切削數據

DTS 60 Chamfering / Countersinking

Material	Vc (m/min)	fr (mm/rev)
Carbon steel	12 ~ 180	0.05 ~ 0.15
Alloy steel	12 ~ 180	0.05 ~ 0.15
Stainless steel	12 ~ 180	0.05 ~ 0.15
Cast iron	12 ~ 180	0.05 ~ 0.15
Aluminum	12 ~ 180	0.10 ~ 0.20
Hardened steel	12 ~ 180	0.03 ~ 0.10

DTS 60 Grooving / Engraving

Material	Vc (m/min)	fr (mm/rev)
Carbon steel	10 ~ 170	0.005 ~ 0.05
Alloy steel	10 ~ 170	0.005 ~ 0.03
Stainless steel	10 ~ 170	0.005 ~ 0.05
Cast iron	10 ~ 170	0.005 ~ 0.03
Aluminum	10 ~ 170	0.005 ~ 0.08
Hardened steel	10 ~ 170	0.005 ~ 0.02

DTS 60 Cutting Depth of Passes

No. of Passes	ap of one pass (mm)					
	Aluminum	Cast iron	Carbon steel	Alloy steel	Stainless steel	Hardened steel
1	1.0	0.8	0.8	0.6	0.5	0.2
2	0.8	0.7	0.6	0.5	0.4	0.2
3	0.2	0.3	0.3	0.3	0.3	0.15
4		0.2	0.2	0.3	0.3	0.15
5			0.1	0.2	0.2	0.1
6				0.1	0.2	0.1
7					0.1	0.1

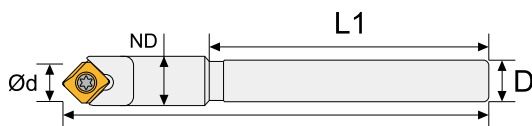
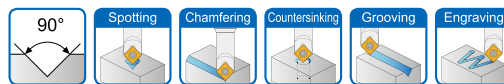
※ Max ap is 2mm

Insert Designation 刀片型號

Insert	Order No. 訂購編碼	Designation	r	Engraving Ød	P	M	K	N	S	H
	IDCEX11T301SG32HS	DCEX11T301-SG-CX32HS	0.1	0.2 ~ 1	●	●	●	●	●	
	IDCEX11T302SG32HS	DCEX11T302-SG-CX32HS	0.2	0.4 ~ 2	●	●	●	●	●	
	IDCEX11T304SG32HS	DCEX11T304-SG-CX32HS	0.4	0.8 ~ 3	●	●	●	●	●	
	IDCEX11T30132HS	DCEX11T301-CX32HS	0.1	0.8 ~ 3	●	●	●		●	●
	IDCEX11T30232HS	DCEX11T302-CX32HS	0.2	0.8 ~ 3	●	●	●		●	●
	IDCEX11T30432HS	DCEX11T304-CX32HS	0.4	0.8 ~ 3	●	●	●		●	●
	IDCEX11T30832HS	DCEX11T308-CX32HS	0.8	0.8 ~ 3	●	●	●		●	●

Indexable Milling

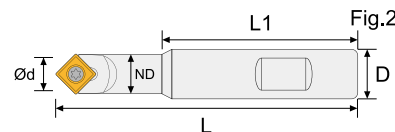
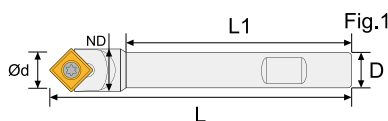
DTS90 - Milling Tools 雕刻倒角銑刀



DTS90 - SDMX05T1 (for small lathe 適用於小型車床)

Insert Brand 建議刀片: Winstar

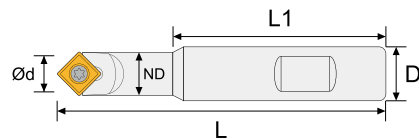
Order No. 訂購編碼	D	L	ND	L1	Spotting $\varnothing d$	Engraving $\varnothing d$	Insert	Screw	Wrench	Stock
IDTS0604009005	6	40	7	20	1 ~ 5	0.8 ~ 1.5	SDMX05T1	ITS1801	ITK06	●
IDTS0606009005	6	60	7	40						●



DTS90 - SCGX09T3, SCMX09T3

Insert Brand 建議刀片: Winstar

Order No. 訂購編碼	D	L	ND	L1	Fig	Spotting $\varnothing d$	Engraving $\varnothing d$	Insert	Screw	Wrench	Stock
IDTS1010009009	10	100	12.2	71	1	2 ~ 11	0.8 ~ 2.5	SCGX09T3 SCMX09T3	ITS3520	ITK15	●
IDTS1210009009	12	100	12.2	71							●
IDTS1610009009	16	100	12.2	71	2						●
IDTS1613009009	16	130	12.2	101							●

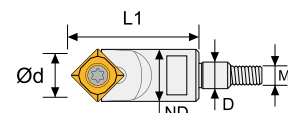


DTS90 - SDMX11T3

Insert Brand 建議刀片: Winstar

Order No. 訂購編碼	D	L	ND	L1	Spotting $\varnothing d$	Engraving $\varnothing d$	Insert	Screw	Wrench	Stock
IDTS1610009011	16	100	14.1	71	3 ~ 14	1.6 ~ 4.0	SDMX11T3	ITS3521	ITK15	●

DTS90 - Modular Milling Heads 雕刻倒角銑刀頭



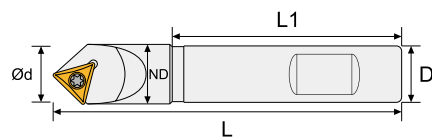
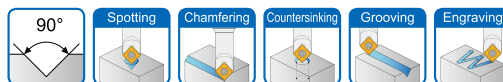
Insert Brand 建議刀片: Winstar

Order No. 訂購編碼	L1	ND	D	M	Spotting $\varnothing d$	Engraving $\varnothing d$	Insert	Screw	Wrench	Stock
IDTSM603009009	30	12.4	6.5	M6	2 ~ 11	0.8 ~ 2.5	SCMX09T3	ITS3520	ITK15	○

● stock ○ by inquiry

※ For screw-in type adapter, please refer to Tooling System 搭配鎖牙式刀桿, 請參考刀具系統

DTS90 - Milling Tools 雕刻倒角銑刀



DTS90 - TCMX16T3

Insert Brand 建議刀片 : Winstar

Order No. 訂購編碼	D	L	ND	L1	Spotting Ød	Engraving Ød	Insert	Screw	Wrench	Stock
IDTS2012009016	20	120	21.2	78	3 ~ 20	1.6 ~ 4.0	TCMX16T3	ITS3521	ITK15	●

● stock ○ by inquiry

Recommended Cutting Conditions 建議切削數據

DTS 90 Spotting

Material	Vc (m/min)		Fr (mm/rev)	
	Ød = 2 ~ 4.9 mm	Ød ≥ 5 mm	Ød = 2 ~ 4.9 mm	Ød ≥ 5 mm
Carbon steel	60 ~ 120	90 ~ 220	0.04 ~ 0.08	0.06 ~ 0.10
Alloy steel	50 ~ 100	75 ~ 180	0.03 ~ 0.06	0.05 ~ 0.08
Stainless steel	30 ~ 60	45 ~ 120	0.02 ~ 0.04	0.04 ~ 0.06
Cast iron	40 ~ 80	60 ~ 130	0.04 ~ 0.08	0.06 ~ 0.10
Hardened steel	20 ~ 40	30 ~ 60	0.02 ~ 0.04	0.04 ~ 0.08








DTS 90 Chamfering / Countersinking

Material	Vc (m/min)	Fr (mm/rev)
Carbon steel	60 ~ 270	0.15 ~ 0.24
Alloy steel	50 ~ 220	0.12 ~ 0.20
Stainless steel	35 ~ 120	0.10 ~ 0.20
Cast iron	60 ~ 220	0.15 ~ 0.25
Hardened steel	20 ~ 60	0.03 ~ 0.08

DTS 90 Grooving / Engraving

Material	Vc (m/min)	Fr (mm/rev)
Carbon steel	40 ~ 140	0.12 ~ 0.18
Alloy steel	35 ~ 120	0.10 ~ 0.14
Stainless steel	25 ~ 70	0.08 ~ 0.12
Cast iron	30 ~ 100	0.12 ~ 0.18
Hardened steel	20 ~ 50	0.02 ~ 0.04

Insert Designation 刀片型號

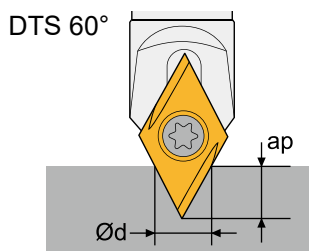
Insert	Order No. 訂購編碼	Designation	r	Spotting Ød	Engraving Ød	P	M	K	N	S	H
	ISCX09T304AG10	SCGX09T304-AG-CX10	0.4	2 ~ 11	0.8 ~ 2.5				●		
	ISCX09T304FG13TX	SCGX09T304-FG-CX13TX	0.4	2 ~ 11	0.8 ~ 2.5	●	●	●	○	●	●
	ISCMX09T304SM32HS	SCMX09T304-SM-CX32HS	0.4	2 ~ 11	0.8 ~ 2.5	●	●	●	○	●	○
	ISDMX05T104FG13TX	SDMX05T104-FG-CX13TX	0.4	1 ~ 5	0.8 ~ 1.5	●	●	●	○	●	●
	ISDMX05T104FG33TX	SDMX05T104-FG-CX33TX	0.4	1 ~ 5	0.8 ~ 1.5	●	●	●	○	●	●
	ISDMX11T308SG33TX	SDMX11T308-SG-CX33TX	0.8	3 ~ 14	1.6 ~ 4.0	●	●	●		●	●
	ITCMX16T308SM32HS	TCMX16T308-SM-CX32HS	0.8	3 ~ 20	1.6 ~ 4.0	●	●	●	○	●	●

How to calculate Ød ,RPM and Feed 如何計算 Ød ,RPM 和 Feed

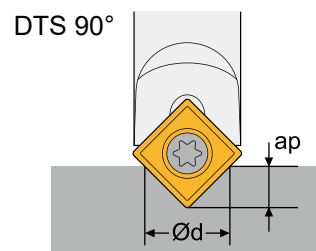
Formula :

$$RPM = \frac{V_c \times 1000}{\varnothing d \times \pi}$$

$$Feed = RPM \times fr$$



$$\varnothing d \approx (0.577 \times (ap + r) + 0.05) \times 2$$



$$\varnothing d \approx (0.4r + ap + 0.05) \times 2$$

EX :

Working Material : Cast iron

Insert : SCGX09T304

Application : 90° Spotting

ap : 2.5mm

$$\varnothing d = (0.4r + ap + 0.05) \times 2 = (0.4 \times 0.4 + 2.5 + 0.05) \times 2 = 5.42 \text{ mm}$$

Reference conditions table get $V_c \approx 85 \text{ m/min}$ and $fr \approx 0.075 \text{ mm/rev}$

$$RPM = (V_c \times 1000) / (\varnothing d \times \pi) = (85 \times 1000) / (5.42 \times \pi) \approx 5000$$

$$Feed = RPM \times fr = 5000 \times 0.075 = 375 \text{ mm/min}$$

Working Demonstration 加工實例



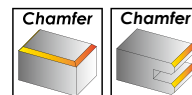

Cutting parameter	
Tools	DTS 90° with SCMX09T304-SP CX32HS
Material	Cast Iron
Coolant	Dry
Application	Spotting
Vc	85 m/min
S	4800 rpm
Feed	360 mm/min
ap	2.5 mm

Chamfering - CSPC 倒角銑刀



- Use SPMG inserts with 4 cutting edges.
- T-slot cutter with up and down chamfering applications.
- 11~50mm cutter diameter.
- 使用 SPMG 銑刀片，4 個可用切削角
- T 型刀桿適用於上下倒角加工應用
- 11~50mm 刀桿直徑

CSPCE - Milling Tools 倒角銑刀



Insert Brand 建議刀片 : Winstar, Taegutec, ...

Order No. 訂購編碼	D	D1	d	L1	L2	L	T	Inserts	Screw	Wrench	Stock
ICSPCE501011100	11	6	10	17	83	100	1	SPMG0502	ITS2003	ITK06	●
ICSPCE502015120	15	10	12	20	100	120	2				●
ICSPCE503017150	17	11	16	25	125	150	3				●
ICSPCE503019150	19	13	16	30	120	150	3				●
ICSPCE504024150	24	18	20	35	115	150	4				●
ICSPCE603022120	22	16	16	30	90	120	3	SPMG0602	ITS2205	ITK06	●
ICSPCE703027120	27	17	20	30	90	120	3	SPMG07T3	ITS2511	ITK08	●
ICSPCE902030150	30	19	20	40	110	150	2	SPMG0904	ITS3504	ITK15	●
ICSPCE903040150	40	29	25	40	110	150	3				●
ICSPCE904050150	50	39	25	40	110	150	4				●

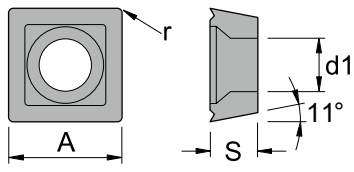
● stock ○ by inquiry

Recommended Cutting Conditions 建議切削數據






Working Material	Vc	fz				
		Ø11 ~ Ø15	Ø16 ~ Ø22	Ø23 ~ Ø33	Ø34 ~ Ø41	Ø42 ~ Ø50
Carbon Steel / Alloy Steel	120 ~ 250	0.06 ~ 0.12	0.06 ~ 0.12	0.06 ~ 0.12	0.12 ~ 0.24	0.12 ~ 0.25
Stainless Steel	100 ~ 180	0.05 ~ 0.10	0.05 ~ 0.10	0.05 ~ 0.10	0.10 ~ 0.17	0.10 ~ 0.17
Cast Iron	120 ~ 250	0.06 ~ 0.12	0.06 ~ 0.12	0.06 ~ 0.12	0.12 ~ 0.24	0.12 ~ 0.25
High Temperature Alloy	40 ~ 100	0.03 ~ 0.06	0.03 ~ 0.06	0.03 ~ 0.06	0.05 ~ 0.10	0.05 ~ 0.10
Hardened Steel	50 ~ 100	0.03 ~ 0.06	0.03 ~ 0.06	0.03 ~ 0.06	0.05 ~ 0.10	0.05 ~ 0.10

Insert Specifications 刀片規格


Insert	Dimensions (mm)			
	A	S	r	d1
SPMG050204	5.00	2.38	0.4	2.30
SPMG060204	6.00	2.38	0.4	2.65
SPMG07T308	7.94	3.97	0.8	2.85
SPMG090408	9.80	4.3	0.8	4.05



Insert Designation 刀片型號

Insert	Order No. 訂購編碼	Designation	Working Material					
			P	M	K	N	S	H
	ISPMG050204MG32HS	SPMG050204-MG-CX32HS	●	●	●		○	
	ISPMG050204MG33TX	SPMG050204-MG-CX33TX	●	●	●		●	●
	ISPMG050204MG43TX	SPMG050204-MG-CX43TX	●	●	●		●	
	ISPMG060204MG32HS	SPMG060204-MG-CX32HS	●	●	●		○	
	ISPMG060204MG33TX	SPMG060204-MG-CX33TX	●	●	●		●	●
	ISPMG060204MG43TX	SPMG060204-MG-CX43TX	●	●	●		●	
	ISPMG07T308MG32HS	SPMG07T308-MG-CX32HS	●	●	●		○	
	ISPMG07T308MG33TX	SPMG07T308-MG-CX33TX	●	●	●		●	●
	ISPMG07T308MG43TX	SPMG07T308-MG-CX43TX	●	●	●		●	
	ISPMG090408MG32HS	SPMG090408-MG-CX32HS	●	●	●		○	
	ISPMG090408MG33TX	SPMG090408-MG-CX33TX	●	●	●		●	●
	ISPMG090408MG43TX	SPMG090408-MG-CX43TX	●	●	●		●	
	ISPMG090408RG32HS	SPMG090408-RG-CX32HS	●	●	●		○	
	ISPMG090408RG33TX	SPMG090408-RG-CX33TX	●	●	●		●	●
	ISPMG090408RG43TX	SPMG090408-RG-CX43TX	●	●	●		●	


CAPH Series



- Use APKT inserts with 2 cutting edges.
- Offers large depth of cut in rough contouring applications.
- 20~63mm cutter diameter.
- 使用 APKT 銑刀片，2 個可用切削角
- 適用於較大切削深度的輪廓粗加工應用
- 20~63mm 刀桿直徑

→ Page A131

CBAH Series



- Use APMT inserts with 2 cutting edges.
- Offers large depth of cut in rough contouring applications.
- 20~63mm cutter diameter.
- 使用 APMT 銑刀片，2 個可用切削角
- 適用於較大切削深度的輪廓粗加工應用
- 20~63mm 刀桿直徑

→ Page A133


C39H Series



- Use W390 inserts with 2 cutting edges.
- High efficient and large depth of cut in rough contouring applications.
- 25~32mm cutter diameter.
- 使用 W390 銑刀片，2 個可用切削角
- 適用於高效率及較大切削深度的輪廓粗加工應用
- 25~32mm 刀桿直徑

→ Page A136

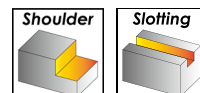
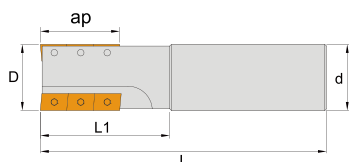
Helical Milling - CAPH 玉米粗銑刀



- Use APKT inserts with 2 cutting edges.
- Offers large depth of cut in rough contouring applications.
- 20~63mm cutter diameter.
- 使用 APKT 銑刀片，2 個可用切削角
- 適用於較大切削深度的輪廓粗加工應用
- 20~63mm 刀桿直徑

Indexable Milling

CAPHE - Milling Tools 玉米粗銑刀

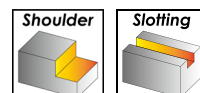
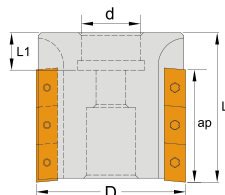


Insert Brand 建議刀片 : Winstar, Iscar, Ceratizit, ...

Order No. 訂購編碼	D	ap	L1	L	d	T × Pcs	Inserts	Screw	Wrench	Stock
ICAPHE305020100	20	28	42	107	20	1 x 5	APKT1003	ITS2515	ITK08	●
ICAPHE308025120	25	35	50	125	25	2 x 4				●
ICAPHE315032130	32	44	60	135	32	3 x 5				●

● stock ○ by inquiry

CAPHF - Milling Tools 玉米粗銑刀



Insert Brand 建議刀片 : Winstar, Iscar, Ceratizit, ...

Order No. 訂購編碼	D	ap	L2	L	d	T × Pcs	Inserts	Screw	Wrench	Stock
ICAPHF409050220	50	42	21	69	22	3 x 3	APKT1604 or APET1604	ITS4023	ITK15	●
ICAPHF412063250	63	42	38	69	25.4	4 x 3				●
ICAPHF420063252	63	68	38	97	25.4	4 x 5				●

● stock ○ by inquiry

Helical Milling - CAPH 玉米粗銑刀

Recommended Cutting Conditions 建議切削數據


Working Material	APKT1003		APKT1604	
	Vc	fz	Vc	fz
Carbon Steel / Alloy Steel	120 ~ 250	0.10 ~ 0.22	120 ~ 250	0.12 ~ 0.28
Stainless Steel	100 ~ 180	0.08 ~ 0.18	100 ~ 180	0.10 ~ 0.22
Cast Iron	120 ~ 250	0.10 ~ 0.22	120 ~ 250	0.12 ~ 0.28
Aluminum Alloy	-	-	300 ~ 1000	0.10 ~ 0.40
High Temperature Alloy	40 ~ 100	0.07 ~ 0.14	40 ~ 100	0.10 ~ 0.18

Insert Specifications 刀片規格

Insert	Dimensions (mm)				
	A	B	S	r	d1
APKT100304	10.5	6.7	3.5	0.4	2.8
APKT100308	10.5	6.7	3.5	0.8	2.8
APET160402	16.3	9.525	4.76	0.2	4.5
APET160404	16.3	9.525	4.76	0.4	4.5
APKT160408	16.3	9.525	5.25	0.8	4.5

Insert Designation 刀片型號

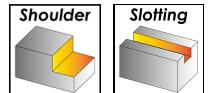
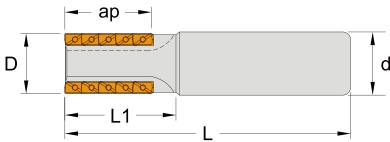
Insert	Order No. 訂購編碼	Designation	Working Material					
			P	M	K	N	S	H
	IAPKT100304ESG23AX	APKT100304PDER-SG-CX23AX	○	○	○		○	●
	IAPKT100304EMG23AX	APKT100304PDER-MG-CX23AX	○	○	○		○	●
	IAPKT100304EMG32HS	APKT100304PDER-MG-CX32HS	●	●	●		○	
	IAPKT100304EMG33TX	APKT100304PDER-MG-CX33TX	●	●	●		●	●
	IAPKT100304EMG43TX	APKT100304PDER-MG-CX43TX	●	●	●		●	
	IAPKT100308EMG23AX	APKT100308PDER-MG-CX23AX	○	○	○		○	●
	IAPKT100308EMG32HS	APKT100308PDER-MG-CX32HS	●	●	●		○	
	IAPKT100308EMG33TX	APKT100308PDER-MG-CX33TX	●	●	●		●	●
	IAPKT100308EMG43TX	APKT100308PDER-MG-CX43TX	●	●	●		●	
	IAPKT100304ERG32HS	APKT100304PDER-RG-CX32HS	●	●	●		○	
	IAPKT100304ERG33TX	APKT100304PDER-RG-CX33TX	●	●	●		●	●
	IAPET160402FAL10	APET160402PDFR-AL-CX10				●		
	IAPET160404FAL10	APET160404PDFR-AL-CX10				●		
	IAPET160402FFG23AX	APET160402PDFR-FG-CX23AX	○	○	○		○	●
	IAPET160404FFG23AX	APET160404PDFR-FG-CX23AX	○	○	○		○	●
	IAPKT160408EMG23AX	APKT160408PDER-MG-CX23AX	○	○	○		○	●
	IAPKT160408EMG32HS	APKT160408PDER-MG-CX32HS	●	●	●		○	
	IAPKT160408EMG33TX	APKT160408PDER-MG-CX33TX	●	●	●		●	●
	IAPKT160408EMG43TX	APKT160408PDER-MG-CX43TX	●	●	●		●	
	IAPKT160408ERG23AX	APKT160408PDER-RG-CX23AX	○	○	○		○	●
	IAPKT160408ERG32HS	APKT160408PDER-RG-CX32HS	●	●	●		○	
	IAPKT160408ERG33TX	APKT160408PDER-RG-CX33TX	●	●	●		●	●
	IAPKT160408ERG43TX	APKT160408PDER-RG-CX43TX	●	●	●		●	



- Use APMT inserts with 2 cutting edges.
- Offers large depth of cut in rough contouring applications.
- 20~63mm cutter diameter.
- 使用 APMT 銑刀片, 2 個可用切削角
- 適用於較大切削深度的輪廓粗加工應用
- 20~63mm 刀桿直徑

Indexable Milling

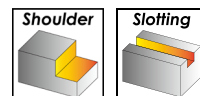
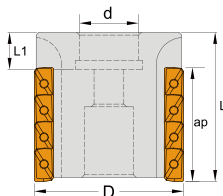
CBAHE - Milling Tools 玉米粗銑刀



Insert Brand 建議刀片 : Winstar, Mitsubishi, ...

Order No. 訂購編碼	D	ap	L1	L	d	T × Pcs	Inserts	Screw	Wrench	Stock
ICBAHE305020100	20	28	42	107	20	1 x 5	APMT1135	ITS2515	ITK08	●
ICBAHE308025120	25	35	50	125	25	2 x 4				●
ICBAHE315032130	32	44	60	135	32	3 x 5				●
ICBAHE324040170	40	72	94	175	32	3 x 8				●
ICBAHE406032130	32	42	55	135	32	2 x 3	APMT1604 or APGT1604	ITS4023	ITK15	●
ICBAHE410040170	40	68	94	175	32	2 x 5				●
ICBAHE415040170	40	68	94	175	32	3 x 5				●
ICBAHE424050220	50	100	128	224	50.8	3 x 8				●
ICBAHE436050280	50	158	188	284	50.8	3 x 12				●

CBAHF - Milling Tools 玉米粗銑刀



Insert Brand 建議刀片 : Winstar, Mitsubishi, ...

Order No. 訂購編碼	D	ap	L1	L	d	T × Pcs	Inserts	Screw	Wrench	Stock
ICBAHF409050220	50	42	21	69	22	3 × 3	APMT1604 or APGT1604	ITS4023	ITK15	●
ICBAHF412063250	63	42	38	69	25.4	4 × 3				●
ICBAHF420063250	63	68	38	97	25.4	4 × 5				●

● stock ○ by inquiry

Recommended Cutting Conditions 建議切削數據

Working Material	APMT1135		APMT1604	
	Vc	fz	Vc	fz
Carbon Steel / Alloy Steel	120 ~ 250	0.10 ~ 0.22	120 ~ 250	0.12 ~ 0.28
Stainless Steel	100 ~ 180	0.08 ~ 0.18	100 ~ 180	0.10 ~ 0.22
Cast Iron	120 ~ 250	0.10 ~ 0.22	120 ~ 250	0.12 ~ 0.28
Aluminum Alloy	-	-	300 ~ 1000	0.10 ~ 0.40
High Temperature Alloy	40 ~ 100	0.07 ~ 0.14	40 ~ 100	0.10 ~ 0.22

Helical Milling - CBAH 玉米粗銑刀

Insert Specifications 刀片規格

Insert	Dimensions (mm)				
	A	B	S	r	d1
APMT113508	11.0	6.35	3.5	0.8	2.8
APMT113516	11.0	6.35	3.5	1.6	2.8
APMT160408	16.5	9.525	4.76	0.8	4.4
APMT160416	16.5	9.525	4.76	1.6	4.4
APGT160408	16.5	9.525	4.76	0.8	4.4

Insert Designation 刀片型號

Insert	Order No. 訂購編碼	Designation	Working Material					
			P	M	K	N	S	H
	IAPMT113508EMG23AX	APMT113508PDER-MG-CX23AX	○	○	○		○	●
	IAPMT113508EMG32HS	APMT113508PDER-MG-CX32HS	●	●	●		○	
	IAPMT113508EMG33TX	APMT113508PDER-MG-CX33TX	●	●	●		●	●
	IAPMT113508EMG43TX	APMT113508PDER-MG-CX43TX	●	●	●		●	
	IAPMT113516EMG23AX	APMT113516PDER-MG-CX23AX	○	○	○		○	●
	IAPMT113516EMG32HS	APMT113516PDER-MG-CX32HS	●	●	●		○	
	IAPMT113516EMG33TX	APMT113516PDER-MG-CX33TX	●	●	●		●	●
	IAPMT113516EMG43TX	APMT113516PDER-MG-CX43TX	●	●	●		●	
	IAPMT113508ERG23AX	APMT113508PDER-RG-CX23AX	○	○	○		○	●
	IAPMT113508ERG32HS	APMT113508PDER-RG-CX32HS	●	●	●		○	
	IAPMT113508ERG33TX	APMT113508PDER-RG-CX33TX	●	●	●		●	●
	IAPMT113508ERG43TX	APMT113508PDER-RG-CX43TX	●	●	●		●	
	IAPMT113508EHG32HS	APMT113508PDER-HG-CX32HS	●	●	●		○	
	IAPMT113508EHG33TX	APMT113508PDER-HG-CX33TX	●	●	●		●	●
	IAPMT113508EHG43TX	APMT113508PDER-HG-CX43TX	●	●	●		●	
	IAPGT160408EAL10	APGT160408PDER-AL-CX10					●	
	IAPGT160408EFG23AX	APGT160408PDER-FG-CX23AX	○	○	○		○	●
	IAPMT160408EMG23AX	APMT160408PDER-MG-CX23AX	○	○	○		○	●
	IAPMT160408EMG32HS	APMT160408PDER-MG-CX32HS	●	●	●		○	
	IAPMT160408EMG33TX	APMT160408PDER-MG-CX33TX	●	●	●		●	●
	IAPMT160408EMG43TX	APMT160408PDER-MG-CX43TX	●	●	●		●	
	IAPMT160408EMG47TA	APMT160408PDER-MG-CX47TA	●	●	○		●	○
	IAPMT160416EMG32HS	APMT160416PDER-MG-CX32HS	●	●	●		○	
	IAPMT160416EMG33TX	APMT160416PDER-MG-CX33TX	●	●	●		●	●
	IAPMT160416EMG43TX	APMT160416PDER-MG-CX43TX	●	●	●		●	
	IAPMT160408ERG23AX	APMT160408PDER-RG-CX23AX	○	○	○		○	●
	IAPMT160408ERG32HS	APMT160408PDER-RG-CX32HS	●	●	●		○	
	IAPMT160408ERG33TX	APMT160408PDER-RG-CX33TX	●	●	●		●	●
	IAPMT160408ERG43TX	APMT160408PDER-RG-CX43TX	●	●	●		●	
	IAPMT160408EHG23AX	APMT160408PDER-HG-CX23AX	○	○	○		○	●
	IAPMT160408EHG32HS	APMT160408PDER-HG-CX32HS	●	●	●		○	
	IAPMT160408EHG33TX	APMT160408PDER-HG-CX33TX	●	●	●		●	●
	IAPMT160408EHG43TX	APMT160408PDER-HG-CX43TX	●	●	●		●	

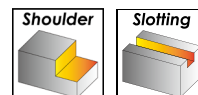
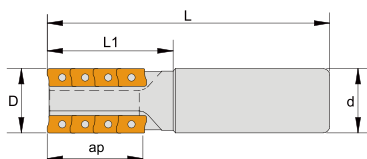
Indexable Milling

Helical Milling - C39H 玉米粗銑刀



- Use W390 inserts with 2 cutting edges.
- High efficient and large depth of cut in rough contouring applications.
- 25~32mm cutter diameter.
- 使用 W390 銑刀片 , 2 個可用切削角
- 適用於高效率及較大切削深度的輪廓粗加工應用
- 25~32mm 刀桿直徑

C39HE - Milling Tools 玉米粗銑刀



Insert Brand 建議刀片 : Winstar, Sandvik, ...

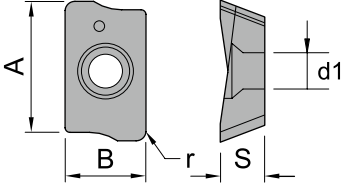
Order No. 訂購編碼	D	ap	L1	L	d	T × Pcs	Inserts	Screw	Wrench	Stock
IC39HE308025110	25	36	50	110	25	2 x 4	W39011T3	ITS2509	ITK08	●
IC39HE308032120	32	36	50	125	32	2 x 4				●

● stock ○ by inquiry




Recommended Cutting Conditions 建議切削數據

Working Material	Vc	fz
Carbon Steel / Alloy Steel	120 ~ 250	0.10 ~ 0.22
Stainless Steel	100 ~ 180	0.08 ~ 0.18
Cast Iron	120 ~ 250	0.10 ~ 0.22
High Temperature Alloy	40 ~ 100	0.07 ~ 0.14

Insert Specifications 刀片規格

Insert	Dimensions (mm)					
	A	B	S	r	d1	
W39011T308	11	6.9	3.59	0.8	2.8	
W39011T320	11	6.9	3.59	2.0	2.8	

Insert Designation 刀片型號

Insert	Order No. 訂購編碼	Designation	Working Material					
			P	M	K	N	S	H
	IW39011T308SG23AX	W39011T308-SG-CX23AX	○	○	○		○	●
	IW39011T308SG32HS	W39011T308-SG-CX32HS	●	●	●		○	
	IW39011T308SG33TX	W39011T308-SG-CX33TX	●	●	●		●	●
	IW39011T308SG43TX	W39011T308-SG-CX43TX	●	●	●		●	
	IW39011T308MG23AX	W39011T308-MG-CX23AX	○	○	○		○	●
	IW39011T308MG32HS	W39011T308-MG-CX32HS	●	●	●		○	
	IW39011T308MG33TX	W39011T308-MG-CX33TX	●	●	●		●	●
	IW39011T308MG43TX	W39011T308-MG-CX43TX	●	●	●		●	
	IW39011T308MG37TA	W39011T308-MG-CX37TA	○	○	●		○	○
	IW39011T308MG47TA	W39011T308-MG-CX47TA	●	●	○		●	○
	IW39011T320MG23AX	W39011T320-MG-CX23AX	○	○	○		○	●
	IW39011T320MG32HS	W39011T320-MG-CX32HS	●	●	●		○	
	IW39011T320MG33TX	W39011T320-MG-CX33TX	●	●	●		●	●
	IW39011T320MG43TX	W39011T320-MG-CX43TX	●	●	●		●	
	IW39011T320MG37TA	W39011T320-MG-CX37TA	○	○	●		○	○
	IW39011T320MG47TA	W39011T320-MG-CX47TA	●	●	○		●	○

CSPT Series



- Use SPMG inserts with 4 cutting edges.
- For side slotting and T-slotting applications.
- 19~40mm cutter diameter.
- 使用 SPMG 銑刀片，4 個可用切削角
- 適用於側溝和 T 型槽加工應用
- 19~40mm 刀桿直徑

→ Page A139


CRDT Series



- Use RDKW or RPMT round inserts.
- For side R slotting and T-slotting applications.
- 26~50mm cutter diameter.
- 使用 RDKW 或 RPMT 圓形刀片
- 適用於 R 底側溝和 T 型槽加工應用
- 26~50mm 刀桿直徑

→ Page A141


CSPD Series



- Use SPMG inserts with 4 cutting edges.
- Economical and versatile disc cutting solution.
- 80~200mm cutter diameter.
- 使用 SPMG 銑刀片，4 個可用切削角
- 經濟且多功能三面刃適用於側邊較深加工
- 80~200mm 刀桿直徑

→ Page A143

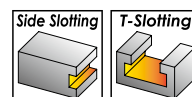
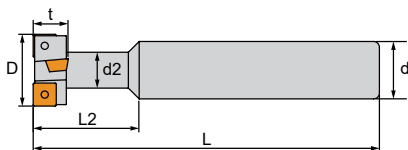
Disc Milling - CSPT T 型銑刀



- Use SPMG inserts with 4 cutting edges.
- For side slotting and T-slotting applications.
- 19~40mm cutter diameter.
- 使用 SPMG 銑刀片，4 個可用切削角
- 適用於側溝和 T 型槽加工應用
- 19~40mm 刀桿直徑

Indexable Milling

CSPT - T-Slot Milling Tools T 型銑刀



Insert Brand 建議刀片 : Winstar, Taegutec, ...

Order No. 訂購編碼	D	t	d2	L2	L	d	T	Inserts	Screw	Wrench	Stock
ICSPTE504019090	19	8	9.5	25	95	16	4	SPMG0502	ITS2003	ITK06	●
ICSPTE604021100	21	9	11	27	100	16	4	SPMG0602	ITS2205	ITK06	●
ICSPTE504022090	22	6.3	15	15	90	20	4	SPMG0502	ITS2003	ITK06	●
ICSPTE704025110	25	11	12	31	110	20	4	SPMG07T3	ITS2511	ITK08	●
ICSPTE504032110	32	7.8	19	9.5	110	20	4	SPMG0502	ITS2003	ITK06	●
ICSPTE504032112	32	8	19	9.5	110	20	4	SPMG0502	ITS2003	ITK06	●
ICSPTE904032110	32	14	17	39	110	25	4	SPMG0904	ITS3504	ITK15	●
ICSPTE104040120	40	18	21	49	125	25	4	SPMG1104	ITS4006	ITK15	●

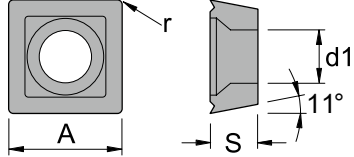
● stock ○ by inquiry

Recommended Cutting Conditions 建議切削數據






Working Material	Vc	fz
Carbon Steel / Alloy Steel	120 ~ 250	0.08 ~ 0.12
Stainless Steel	100 ~ 180	0.07 ~ 0.10
Cast Iron	120 ~ 250	0.08 ~ 0.12
High Temperature Alloy	40 ~ 100	0.05 ~ 0.08
Hardened Steel	50 ~ 100	0.05 ~ 0.08

Insert Specifications 刀片規格

Insert	Dimensions (mm)			
	A	S	r	d1
SPMG050204	5.00	2.38	0.4	2.30
SPMG060204	6.00	2.38	0.4	2.65
SPMG07T308	7.94	3.97	0.8	2.85
SPMG090408	9.80	4.3	0.8	4.05



Insert Designation 刀片型號

Insert	Order No. 訂購編碼	Designation	Working Material					
			P	M	K	N	S	H
	ISPMG050204MG32HS	SPMG050204-MG-CX32HS	●	●	●		○	
	ISPMG050204MG33TX	SPMG050204-MG-CX33TX	●	●	●		●	●
	ISPMG050204MG43TX	SPMG050204-MG-CX43TX	●	●	●		●	
	ISPMG060204MG32HS	SPMG060204-MG-CX32HS	●	●	●		○	
	ISPMG060204MG33TX	SPMG060204-MG-CX33TX	●	●	●		●	●
	ISPMG060204MG43TX	SPMG060204-MG-CX43TX	●	●	●		●	
	ISPMG07T308MG32HS	SPMG07T308-MG-CX32HS	●	●	●		○	
	ISPMG07T308MG33TX	SPMG07T308-MG-CX33TX	●	●	●		●	●
	ISPMG07T308MG43TX	SPMG07T308-MG-CX43TX	●	●	●		●	
	ISPMG090408MG32HS	SPMG090408-MG-CX32HS	●	●	●		○	
	ISPMG090408MG33TX	SPMG090408-MG-CX33TX	●	●	●		●	●
	ISPMG090408MG43TX	SPMG090408-MG-CX43TX	●	●	●		●	
	ISPMG090408RG32HS	SPMG090408-RG-CX32HS	●	●	●		○	
	ISPMG090408RG33TX	SPMG090408-RG-CX33TX	●	●	●		●	●
	ISPMG090408RG43TX	SPMG090408-RG-CX43TX	●	●	●		●	

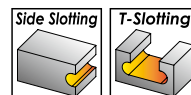
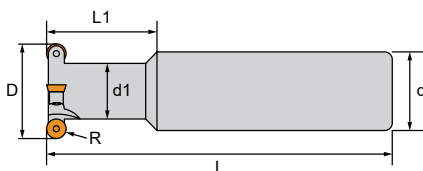
Disc Milling - CRDT 圓頭 T 型銑刀



- Use RDKW or RPMT round inserts.
- For side R slotting and T-slotting applications.
- 26~50mm cutter diameter.
- 使用 RDKW 或 RPMT 圓形刀片
- 適用於 R 底側溝和 T 型槽加工應用
- 26~50mm 刀桿直徑

Indexable Milling

CRDTE - T-Slot Milling Tools 圓頭 T 型銑刀



Insert Brand 建議刀片 : Winstar, Safety, Mitsubishi, ...

Order No. 訂購編碼	D	R	d1	L1	L	d	T	Inserts	Screw	Wrench	Stock
ICRDTE505026100	26	2.5	18	21	105	25	5	RDKW0501	ITS2001	ITK06	●
ICRDTE506033110	33	2.5	23	25	110	32	6	RDKW0501	ITS2001	ITK06	●
ICRDTE604030110	30	3	18	35	110	25	4	RDKW0620	ITS2205	ITK06	●
ICRDTE606050110	50	3	32	30	110	32	6	RDKW0620	ITS2504	ITK08	●
ICRDTE705039110	39.3	3.5	26	26	110	32	5	RDKW0702	ITS2515	ITK08	●
ICRPT104050150	50	5	28	35	150	32	4	RPMT10T3	ITS3503	ITK15	○

● stock ○ by inquiry

Recommended Cutting Conditions 建議切削數據

Working Material	Vc	fz
Carbon Steel / Alloy Steel	120 ~ 250	0.08 ~ 0.12
Stainless Steel	100 ~ 180	0.07 ~ 0.10
Cast Iron	120 ~ 250	0.08 ~ 0.12
High Temperature Alloy	40 ~ 100	0.05 ~ 0.08
Hardened Steel	50 ~ 100	0.05 ~ 0.08


Insert Specifications 刀片規格

Insert	Dimensions (mm)				RD..	RP..
	A	r	S	d1		
RDKW0501	5	2.5	1.59	2.2		
RDMW0620	6	3.0	1.99	2.6		
RDKW0702	7	3.5	2.38	2.8		
RPMT10T3	10	5.0	3.97	4.5		

Insert Designation 刀片型號

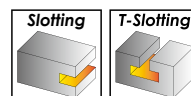
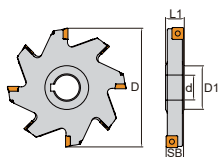
Insert	Order No. 訂購編碼	Designation 型號	Working Material					
			P	M	K	N	S	H
	IRDKW0501MOE23AX	RDKW0501MOE-CX23AX	○	○	○		○	●
	IRDKW0501MOE32HS	RDKW0501MOE-CX32HS	●	●	●		○	
	IRDKW0501MOE33TX	RDKW0501MOE-CX33TX	●	●	●		●	●
	IRDKW0620MOE32HS	RDKW0620MOE-CX32HS	●	●	●		○	
	IRDKW0620MOE33TX	RDKW0620MOE-CX33TX	●	●	●		●	●
	IRDKW0702MOE23AX	RDKW0702MOE-CX23AX	○	○	○		○	●
	IRDKW0702MOE32HS	RDKW0702MOE-CX32HS	●	●	●		○	
	IRDKW0702MOE33TX	RDKW0702MOE-CX33TX	●	●	●		●	●
	IRDKW0702MOE43TX	RDKW0702MOE-CX43TX	●	●	●		●	
	IRPMT10T3MOE32HS	RPMT10T3MOE-CX32HS	●	●	●		○	
	IRPMT10T3MOE33TX	RPMT10T3MOE-CX33TX	●	●	●		●	●
	IRPMT10T3MOE43TX	RPMT10T3MOE-CX43TX	●	●	●		●	
	IRPMT10T3MOT32HS	RPMT10T3MOT-CX32HS	●	●	●		○	
	IRPMT10T3MOT33TX	RPMT10T3MOT-CX33TX	●	●	●		●	●
	IRPMT10T3MOT43TX	RPMT10T3MOT-CX43TX	●	●	●		●	

Disc Milling - CSPD 三面刃銑刀



- Use SPMG inserts with 4 cutting edges.
- Economical and versatile disc cutting solution.
- **80~200mm** cutter diameter.
- 使用 SPMG 銑刀片, 4 個可用切削角
- 經濟且多功能三面刃適用於側邊較深加工
- 80~200mm 刀桿直徑

CSPDE - Milling Tools 三面刃銑刀

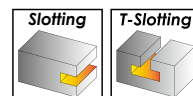
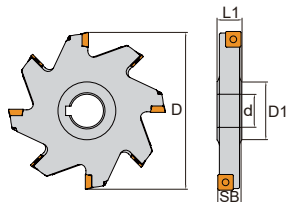


Insert Brand 建議刀片 : Winstar, Taegutec, ...



Order No. 訂購編碼	D	L1	SB	d	D1	T	Inserts	Screw	Wrench	Stock
ICSPDE506080220	80	12	6	22	44	2 × 4	SPMG0502	ITS2003	ITK06	●
ICSPDE507080220	80	12	7	22	44	2 × 4	SPMG0502	ITS2003	ITK06	○
ICSPDE608080220	80	12	8	22	44	2 × 4	SPMG0602	ITS2205	ITK06	●
ICSPDE609080220	80	12	9	22	44	2 × 4	SPMG0602	ITS2205	ITK06	○
ICSPDE610080220	80	12	10	22	44	2 × 4	SPMG0602	ITS2205	ITK06	●
ICSPDE711080220	80	12	11	22	44	2 × 4	SPMG07T3	ITS2511	ITK08	○
ICSPDE712080220	80	12	12	22	44	2 × 4	SPMG07T3	ITS2511	ITK08	●
ICSPDE506100270	100	12	6	27	50	2 × 5	SPMG0502	ITS2003	ITK06	●
ICSPDE507100270	100	12	7	27	50	2 × 5	SPMG0502	ITS2003	ITK06	●
ICSPDE608100270	100	12	8	27	50	2 × 5	SPMG0602	ITS2205	ITK06	●
ICSPDE609100270	100	12	9	27	50	2 × 5	SPMG0602	ITS2205	ITK06	○
ICSPDE710100270	100	12	10	27	50	2 × 5	SPMG07T3	ITS2511	ITK08	●
ICSPDE711100270	100	12	11	27	50	2 × 5	SPMG07T3	ITS2511	ITK08	○
ICSPDE712100270	100	12	12	27	50	2 × 5	SPMG07T3	ITS2511	ITK08	●
ICSPDE914100270	100	16	14	27	50	2 × 5	SPMG0904	ITS3504	ITK15	○
ICSPDE916100270	100	16	16	27	50	2 × 5	SPMG0904	ITS3504	ITK15	●
ICSPDE711125320	125	12	11	32	65	2 × 6	SPMG07T3	ITS2511	ITK08	○
ICSPDE712125320	125	12	12	32	65	2 × 6	SPMG07T3	ITS2511	ITK08	○
ICSPDE914125320	125	16	14	32	65	2 × 6	SPMG0904	ITS3504	ITK15	○
ICSPDE916125320	125	16	16	32	65	2 × 6	SPMG0904	ITS3504	ITK15	●
ICSPDE118125320	125	20	18	32	65	2 × 5	SPMG1104	ITS4006	ITK15	○
ICSPDE120125320	125	20	20	32	65	2 × 5	SPMG1104	ITS4006	ITK15	○
ICSPDE711160400	160	12	11	40	75	2 × 8	SPMG07T3	ITS2511	ITK08	○
ICSPDE712160400	160	12	12	40	75	2 × 8	SPMG07T3	ITS2511	ITK08	●
ICSPDE914160400	160	16	14	40	75	2 × 8	SPMG0904	ITS3504	ITK15	○
ICSPDE916160400	160	16	16	40	75	2 × 8	SPMG0904	ITS3504	ITK15	●
ICSPDE118160400	160	20	18	40	75	2 × 6	SPMG1104	ITS4006	ITK15	○
ICSPDE120160400	160	20	20	40	75	2 × 6	SPMG1104	ITS4006	ITK15	●
ICSPDE914200400	200	16	14	40	80	2 × 9	SPMG0904	ITS3504	ITK15	○
ICSPDE915200400	200	16	16	40	80	2 × 9	SPMG0904	ITS3504	ITK15	●
ICSPDE118200400	200	20	18	40	80	2 × 9	SPMG1104	ITS4006	ITK15	○
ICSPDE120200400	200	20	20	40	80	2 × 9	SPMG1104	ITS4006	ITK15	○

Indexable Milling

CSPDE - Milling Tools 三面刃銑刀

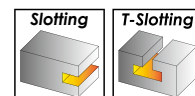
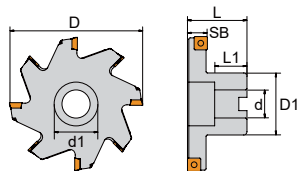


Insert Brand 建議刀片 : Winstar, Taegutec, ...

Order No. 訂購編碼	D	L1	SB	d	D1	T	Inserts	 Screw	 Wrench	Stock
ICSPDE506080250	80	12	6	25.4	44	2 × 4	SPMG0502	ITS2003	ITK06	●
ICSPDE507080250	80	12	7	25.4	44	2 × 4	SPMG0502	ITS2003	ITK06	●
ICSPDE608080250	80	12	8	25.4	44	2 × 4	SPMG0602	ITS2205	ITK06	●
ICSPDE609080250	80	12	9	25.4	44	2 × 4	SPMG0602	ITS2205	ITK06	●
ICSPDE610080250	80	12	10	25.4	44	2 × 4	SPMG0602	ITS2205	ITK06	●
ICSPDE711080250	80	12	11	25.4	44	2 × 4	SPMG07T3	ITS2511	ITK08	●
ICSPDE712080250	80	12	12	25.4	44	2 × 4	SPMG07T3	ITS2511	ITK08	●
ICSPDE608100250	100	12	8	25.4	50	2 × 5	SPMG0602	ITS2205	ITK06	○
ICSPDE609100250	100	12	9	25.4	50	2 × 5	SPMG0602	ITS2205	ITK06	●
ICSPDE610100250	100	12	10	25.4	50	2 × 5	SPMG0602	ITS2205	ITK06	●
ICSPDE711100250	100	12	11	25.4	50	2 × 5	SPMG07T3	ITS2511	ITK08	○
ICSPDE712100250	100	12	12	25.4	50	2 × 5	SPMG07T3	ITS2511	ITK08	●
ICSPDE914100250	100	16	14	25.4	50	2 × 5	SPMG0904	ITS3504	ITK15	○
ICSPDE916100250	100	16	16	25.4	50	2 × 5	SPMG0904	ITS3504	ITK15	○
ICSPDE506125310	125	12	6	31.75	65	2 × 6	SPMG0502	ITS2003	ITK06	●
ICSPDE507125310	125	12	7	31.75	65	2 × 6	SPMG0502	ITS2003	ITK06	○
ICSPDE608125310	125	12	8	31.75	65	2 × 6	SPMG0602	ITS2205	ITK06	○
ICSPDE610125310	125	12	10	31.75	65	2 × 6	SPMG0602	ITS2205	ITK06	○
ICSPDE711125310	125	12	11	31.75	65	2 × 6	SPMG07T3	ITS2511	ITK08	○
ICSPDE712125310	125	12	12	31.75	65	2 × 6	SPMG07T3	ITS2511	ITK08	○
ICSPDE914125310	125	16	14	31.75	65	2 × 6	SPMG0904	ITS3504	ITK15	●
ICSPDE916125310	125	16	16	31.75	65	2 × 6	SPMG0904	ITS3504	ITK15	○
ICSPDE118125310	125	20	18	31.75	65	2 × 5	SPMG1104	ITS4006	ITK15	○
ICSPDE120125310	125	20	20	31.75	65	2 × 5	SPMG1104	ITS4006	ITK15	○

● stock ○ by inquiry

CSPDF - Milling Tools 三面刃銑刀



Insert Brand 建議刀片 : Winstar, Taegutec, ...

Order No. 訂購編碼	D	L1	L	SB	d	D1	T	Inserts	Screw	Wrench	Stock
ICSPDF506080220	80	22	40	6	22	42	2 × 4	SPMG0502	ITS2003	ITK06	●
ICSPDF507080220	80	22	40	7	22	42	2 × 4	SPMG0502	ITS2003	ITK06	●
ICSPDF608080220	80	22	40	8	22	42	2 × 4	SPMG0602	ITS2205	ITK06	●
ICSPDF609080220	80	22	40	9	22	42	2 × 4	SPMG0602	ITS2205	ITK06	○
ICSPDF610080220	80	22	40	10	22	42	2 × 4	SPMG0602	ITS2205	ITK06	●
ICSPDF711080220	80	22	40	11	22	42	2 × 4	SPMG07T3	ITS2511	ITK08	○
ICSPDF712080220	80	22	40	12	22	42	2 × 4	SPMG07T3	ITS2511	ITK08	●
ICSPDF506100270	100	22	40	6	27	50	2 × 5	SPMG0502	ITS2003	ITK06	○
ICSPDF507100270	100	22	40	7	27	50	2 × 5	SPMG0502	ITS2003	ITK06	○
ICSPDF608100270	100	22	40	8	27	50	2 × 5	SPMG0602	ITS2205	ITK06	●
ICSPDF609100270	100	22	40	9	27	50	2 × 5	SPMG0602	ITS2205	ITK06	●
ICSPDF610100270	100	22	40	10	27	50	2 × 5	SPMG0602	ITS2511	ITK08	●
ICSPDF711100270	100	22	40	11	27	50	2 × 5	SPMG07T3	ITS2511	ITK08	○
ICSPDF712100270	100	22	40	12	27	50	2 × 5	SPMG07T3	ITS2511	ITK08	●
ICSPDF914100270	100	22	40	14	27	50	2 × 5	SPMG0904	ITS3504	ITK15	○
ICSPDF916100270	100	22	40	16	27	50	2 × 5	SPMG0904	ITS3504	ITK15	○
ICSPDF608125320	125	25	45	8	32	70	2 × 6	SPMG0602	ITS2205	ITK06	○
ICSPDF610125320	125	25	45	10	32	70	2 × 6	SPMG0602	ITS2205	ITK06	●
ICSPDF711125320	125	25	45	11	32	70	2 × 6	SPMG07T3	ITS2511	ITK08	●
ICSPDF712125320	125	25	45	12	32	70	2 × 6	SPMG07T3	ITS2511	ITK08	●
ICSPDF914125320	125	25	45	14	32	70	2 × 6	SPMG0904	ITS3504	ITK15	○
ICSPDF916125320	125	25	45	16	32	70	2 × 6	SPMG0904	ITS3504	ITK15	○

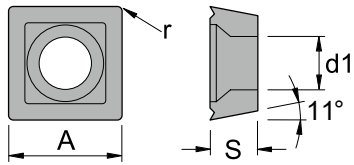
● stock ○ by inquiry

Recommended Cutting Conditions 建議切削數據








Working Material	Vc	fz
Carbon Steel / Alloy Steel	100 ~ 220	0.10 ~ 0.35
Stainless Steel	130 ~ 200	0.12 ~ 0.30
Cast Iron	100 ~ 210	0.10 ~ 0.20

Insert Specifications 刀片規格

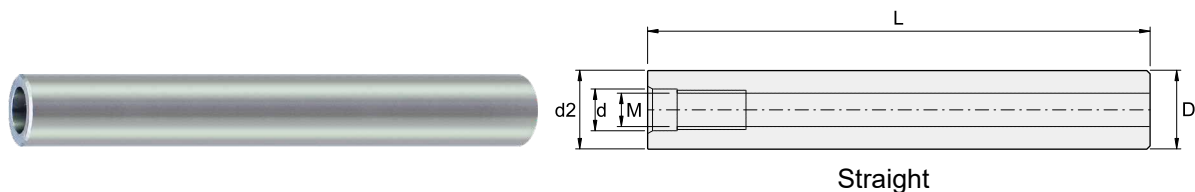
Insert	Dimensions (mm)			
	A	S	r	d1
SPMG050204	5.00	2.38	0.4	2.30
SPMG060204	6.00	2.38	0.4	2.65
SPMG07T308	7.94	3.97	0.8	2.85
SPMG090408	9.80	4.3	0.8	4.05
SPMG110408	11.50	4.8	0.8	4.45



Insert Designation 刀片型號

Insert	Order No. 訂購編碼	Designation	Working Material					
			P	M	K	N	S	H
	ISPMG050204MG32HS	SPMG050204-MG-CX32HS	●	●	●		○	
	ISPMG050204MG33TX	SPMG050204-MG-CX33TX	●	●	●		●	●
	ISPMG050204MG43TX	SPMG050204-MG-CX43TX	●	●	●		●	
	ISPMG060204MG32HS	SPMG060204-MG-CX32HS	●	●	●		○	
	ISPMG060204MG33TX	SPMG060204-MG-CX33TX	●	●	●		●	●
	ISPMG060204MG43TX	SPMG060204-MG-CX43TX	●	●	●		●	
	ISPMG07T308MG32HS	SPMG07T308-MG-CX32HS	●	●	●		○	
	ISPMG07T308MG33TX	SPMG07T308-MG-CX33TX	●	●	●		●	●
	ISPMG07T308MG43TX	SPMG07T308-MG-CX43TX	●	●	●		●	
	ISPMG090408MG32HS	SPMG090408-MG-CX32HS	●	●	●		○	
	ISPMG090408MG33TX	SPMG090408-MG-CX33TX	●	●	●		●	●
	ISPMG090408MG43TX	SPMG090408-MG-CX43TX	●	●	●		●	
	ISPMG090408RG32HS	SPMG090408-RG-CX32HS	●	●	●		○	
	ISPMG090408RG33TX	SPMG090408-RG-CX33TX	●	●	●		●	●
	ISPMG090408RG43TX	SPMG090408-RG-CX43TX	●	●	●		●	
	ISPMG110408MG32HS	SPMG110408-MG-CX32HS	●	●	●		○	
	ISPMG110408MG33TX	SPMG110408-MG-CX33TX	●	●	●		●	●
	ISPMG110408MG43TX	SPMG110408-MG-CX43TX	●	●	●		●	
	ISPMG110408RG32HS	SPMG110408-RG-CX32HS	●	●	●		○	
	ISPMG110408RG33TX	SPMG110408-RG-CX33TX	●	●	●		●	●
	ISPMG110408RG43TX	SPMG110408-RG-CX43TX	●	●	●		●	

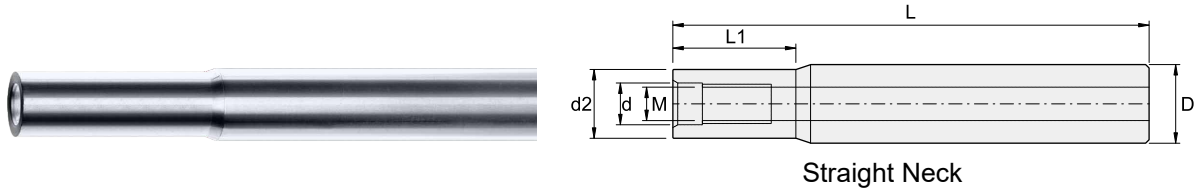
SWMEA - Carbide Adapter (Straight)



Order No. 訂購編碼	Dimensions (mm)				
	d2	d	L	D	M
ISWMEA10075050	10	5.5	75	10	M5
ISWMEA10100050	10	5.5	100	10	M5
ISWMEA10150050	10	5.5	150	10	M5
ISWMEA10100060	10	5.5	100	10	M6
ISWMEA10150060	10	5.5	150	10	M6
ISWMEA11100060	11	6.5	100	11	M6
ISWMEA11150060	11	6.5	150	11	M6
ISWMEA12075060	12	6.5	75	12	M6
ISWMEA12100060	12	6.5	100	12	M6
ISWMEA12150060	12	6.5	150	12	M6
ISWMEA12200060	12	6.5	200	12	M6
ISWMEA15100080	15	8.5	100	15	M8
ISWMEA15150080	15	8.5	150	15	M8
ISWMEA15200080	15	8.5	200	15	M8
ISWMEA16100080	16	8.5	100	16	M8
ISWMEA16150080	16	8.5	150	16	M8
ISWMEA16200080	16	8.5	200	16	M8
ISWMEA16250080	16	8.5	250	16	M8
ISWMEA20100100	20	10.5	100	20	M10
ISWMEA20150100	20	10.5	150	20	M10
ISWMEA20200100	20	10.5	200	20	M10
ISWMEA20250100	20	10.5	250	20	M10
ISWMEA20300100	20	10.5	300	20	M10
ISWMEA25100120	25	12.5	100	25	M12
ISWMEA25150120	25	12.5	150	25	M12
ISWMEA25200120	25	12.5	200	25	M12
ISWMEA25250120	25	12.5	250	25	M12
ISWMEA25300120	25	12.5	300	25	M12
ISWMEA32200160	32	17.0	200	32	M16
ISWMEA32300160	32	17.0	300	32	M16

Customize available.

SWMEB - Carbide Adapter (Straight Neck)

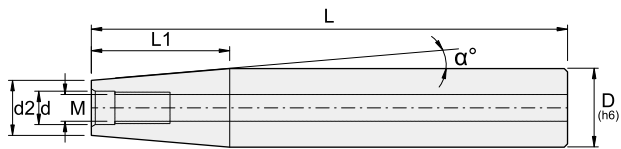


Straight Neck

Order No. 訂購編碼	Dimensions (mm)					
	d2	d	L1	L	D	M
ISWMEB12100060	11.5	6.5	24	100	12	M6
ISWMEB12100061	11.5	6.5	40	100	12	M6
ISWMEB12100062	11.5	6.5	60	100	12	M6
ISWMEB12150060	11.5	6.5	24	150	12	M6
ISWMEB12150061	11.5	6.5	100	150	12	M6
ISWMEB16150082	13.0	8.5	32	150	16	M8
ISWMEB16150080	15.0	8.5	30	150	16	M8
ISWMEB16150081	15.0	8.5	100	150	16	M8
ISWMEB16200080	15.0	8.5	40	200	16	M8
ISWMEB16200081	15.0	8.5	120	200	16	M8
ISWMEB20150102	17.0	10.5	40	150	20	M10
ISWMEB20150100	19.0	10.5	40	150	20	M10
ISWMEB20150101	19.0	10.5	100	150	20	M10
ISWMEB20200100	19.0	10.5	40	200	20	M10
ISWMEB20200101	19.0	10.5	120	200	20	M10
ISWMEB25150120	24.0	12.5	48	150	25	M12
ISWMEB25150121	24.0	12.5	100	150	25	M12
ISWMEB25200120	24.0	12.5	48	200	25	M12
ISWMEB25200121	24.0	12.5	100	200	25	M12

Customize available.

SWMET - Carbide Adapter (Taper Neck)



Taper Neck

Order No. 訂購編碼	Dimensions (mm)						
	d2	d	α°	L1	L	D	M
ISWMET12150050	9.8	5.5	1°	60	150	12	M5
ISWMET12150060	9.8	5.5	1°	60	150	12	M6
ISWMET16150060	11.8	6.5	1.5°	70	150	16	M6
ISWMET20200080	15.5	8.5	1.5°	90	200	20	M8
ISWMET25200100	19.8	10.5	1.5°	90	200	25	M10
ISWMET32200120	24.5	12.5	2	90	200	32	M12

Customize available.

How to install the Modular Solid Head 如何安裝全鎢鋼銑刀頭至抗震刀桿

1. Screw the adapter to the holder and clean.
將抗震刀桿鎖在刀把上



2. Screw the Solid Head to the adapter.
將全鎢鋼銑刀頭鎖在抗震刀桿上



3. Use the spanner to screw the Solid Head.
使用板手鎖緊全鎢鋼銑刀頭



4. Complete installation.
完成安裝

How to uninstall the Modular Solid Head 如何拆卸全鎢鋼銑刀頭

- When uninstall the Solid head, please push the spanner lightly for avoiding the neck broken.
拆卸全鎢鋼銑刀頭時，請輕輕推動板手，避免刀頭頸部斷裂

Recommended Torque 建議板手扭力值

Suitable Modular Solid Head Diameter	Recommended Clamping Torque (N · m)
10mm	10
12mm	10
16mm	12
20mm	12

How to install the Modular Milling Head 如何安裝銑刀頭至抗震刀桿

1. Screw the adapter to the holder and clean.
將抗震刀桿鎖在刀把上



2. Screw the Milling Head to the adapter.
將銑刀頭鎖在抗震刀桿上



3. Use the spanner to screw the Milling Head.
使用板手鎖緊銑刀頭



4. Complete installation.
完成安裝

How to uninstall the Modular Milling Head 如何拆卸銑刀頭

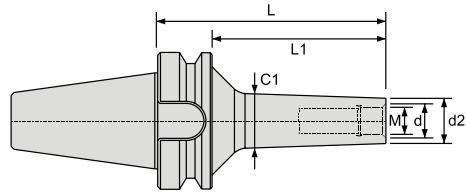
- When uninstall the Milling head, please push the spanner lightly for avoiding the neck broken.
拆卸銑刀頭時，請輕輕推動板手，避免刀頭頸部斷裂

Recommended Torque 建議板手扭力值

Suitable Modular Milling Head	Recommended Clamping Torque (N · m)
M5	10
M6	15
M8	23
M10	46
M12	80
M16	90

BT40/50 Adapter- ISO M Threads BT40/50 鑽牙式刀柄 (ISO M 型牙)

BT40/50 Adapter

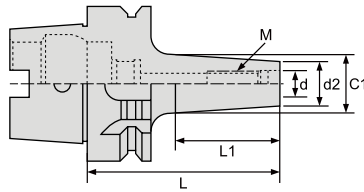


Order No. 訂購編碼	d2	d	C1	L1	L	M	Arbor Type
IBT40DM08050	13	8.5	15	23	50	M8	BT40
IBT40DM10057	18	10.5	21	30	57	M10	
IBT40DM12080	21	12.5	25	53	80	M12	
IBT40DM16087	28	17.0	31	60	87	M16	
IBT40FMC403060	36	28.0	40	30	60	M18	
IBT40FMC406090	36	28.0	40	60	90	M18	
IBT50FMC5003065	48	36.0	50	30	65	M25	BT50
IBT50FMC50080115	48	36.0	50	80	115	M25	
IBT50FMC50130165	48	36.0	50	130	165	M25	



HSK63 Adapter- ISO M Threads HSK63 鎖牙式刀柄 (ISO M 型牙)

HSK63 Adapter



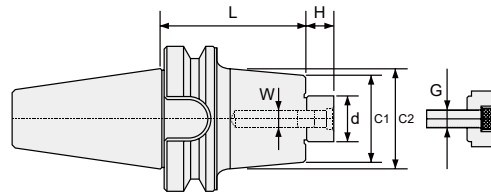
Order No. 訂購編碼	d2	d	C1	L1	L	M
IHSK63AM08050	17	8.5	18	16	50	M8×P1.25
IHSK63AM10060	18	10.5	23	26	60	M10×P1.5
IHSK63AM10080	20	10.5	24	44	80	M10×P1.5
IHSK63AM12060	23	12.5	24	26	60	M12×P1.75
IHSK63AM12080	21	12.5	24	44	80	M12×P1.75
IHSK63AM16080	29	17	34	46	80	M16×P2.0
IHSK63AM16100	34	17	34	66	100	M16×P2.0



Indexable Milling

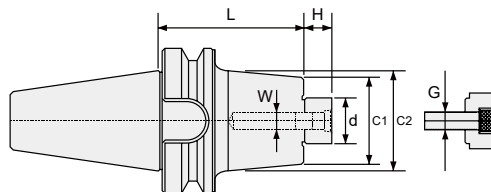
BT Face Milling Holder BT 面銑刀柄

BT FMA Series (BT30, BT40, BT50)



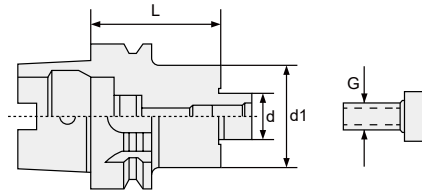
Order No. 訂購編碼	Dimensions (mm)							
	Cutter dia.	d	L	C1	C2	H	W	G
IBT30FMA25045	76	25.4	45	45	-	20	9.5	M12
IBT30FMA31045	100	31.75	45	60	-	22	12.7	M12
IBT40FMA25045	76	25.4	45	50	-	20	9.5	M12
IBT40FMA25090	76	25.4	90	50	60	20	9.5	M12
IBT40FMA31045	100	31.75	45	60	-	22	12.5	M12
IBT40FMA31075	100	31.75	75	60	70	22	12.5	M12
IBT40FMA31105	100	31.75	105	60	70	22	12.5	M12
IBT50FMA25045	76	25.4	45	50	-	20	9.5	M12
IBT50FMA25075	76	25.4	75	50	60	20	9.5	M12
IBT50FMA25100	76	25.4	100	50	60	20	9.5	M12
IBT50FMA31045	100	31.75	45	60	-	20	12.5	M12
IBT50FMA31075	100	31.75	75	60	70	20	12.5	M12
IBT50FMA31100	100	31.75	100	60	70	20	12.5	M12

BT FMB Series (BT30, BT40, BT50)



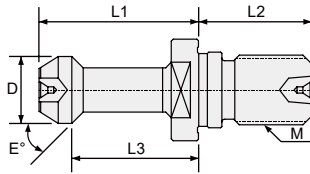
Order No. 訂購編碼	Dimensions (mm)							
	Cutter dia.	d	L	C1	C2	H	W	G
IBT30FMB22045	60	22	45	56	-	18	10	M10
IBT30FMB27045	80	27	45	64	-	20	12	M12
IBT30FMB32045	100	32	45	70	-	20	14	M16
IBT40FMB22045	60	22	45	50	-	18	10	M10
IBT40FMB22060	60	22	60	50	60	18	10	M10
IBT40FMB22090	60	22	90	50	60	18	10	M10
IBT40FMB27045	80	27	45	60	-	20	12	M12
IBT40FMB27060	80	27	60	60	-	20	12	M12
IBT40FMB27090	80	27	90	60	-	20	12	M12
IBT40FMB27105	80	27	105	60	-	20	12	M12
IBT40FMB32045	100	32	45	78	-	20	14	M16
IBT40FMB40060	125	40	60	85	-	22	16	M16
IBT50FMB22060	60	22	60	50	-	18	10	M10
IBT50FMB22090	60	22	90	50	60	18	10	M10
IBT50FMB22150	60	22	150	50	60	18	10	M10
IBT50FMB27045	80	27	45	60	-	20	12	M12
IBT50FMB27090	80	27	90	60	70	20	12	M12
IBT50FMB27150	80	27	150	60	70	20	12	M12
IBT50FMB32045	100	32	45	70	-	20	14	M16
IBT50FMB32090	100	32	90	70	80	20	14	M16
IBT50FMB40045	125	40	45	90	-	23	16	M16
IBT50FMB40090	125	40	90	90	100	23	16	M16

HSK63 FMA / FMB Series



Order No. 訂購編碼	Dimensions (mm)			
	d	d1	L	G
IHSK63AFMA25050	25.4	52	50	M12
IHSK63AFMA25075	25.4	51	75	M12
IHSK63AFMA25105	25.4	54	105	M12
IHSK63AFMA25150	25.4	54	150	M12
IHSK63AFMB16045	16	37	45	M8
IHSK63AFMB22050	22	45	50	M10
IHSK63AFMB22075	22	47	75	M10
IHSK63AFMB22105	22	47	105	M10
IHSK63AFMB22150	22	47	150	M10
IHSK63AFMB27050	27	52	50	M12
IHSK63AFMB27150	27	58	150	M12
IHSK63AFMB32150	32	76	150	M16

BT Pull Studs



Order No. 訂購編碼	Dimensions (mm)						For Shank
	L1	L2	L3	D	E°	M	
IP30T01	23	20	18	11	45°	M12	BT30
IP30T02	23	20	18	11	60°	M12	BT30
IP40T01	35	25	28	15	45°	M16	BT40
IP40T02	35	25	28	15	60°	M16	BT40
IP50T01	45	40	35	23	45°	M24	BT50
IP50T02	45	40	35	23	60°	M24	BT50

Indexable Milling

Milling Inserts Grade Comparison - PVD

銑刀片材質比較表 - PVD

ISO Code		WINSTAR 萬事達	Mitsubishi 三菱	Hitachi 日立	Sumitomo 住友	Kyocera 京瓷	Tungaloy 泰珂洛	Korloy 克勞伊	TaeguTec 特固克
P Steel	P10			JP4115	ACU2500 ACP200	PR1225 PR1230 PR1525		PC2005 PC2010	TT2510
	P20	CX23AX CX32HS CX33TX	MP6120 VP15TF	JP4020 JP4120 CP9020 CY150	ACP3000 ACU2500 ACP200 ACP300	PR1225 PR1230 PR1525	AH725 AH120 AH330	PC3600 PC3700 PC2510	TT7080 TT7030
	P30	CX32HS CX32HX CX33TX CX43TX	VP15TF MP6120 MP6130 VP30RT	JS4045 CY250 CY25	ACP3000 ACU2500 ACP200 ACP300	PR1225 PR1230 PR1525	AH725 AH130 AH140 AH730	PC5300	TT9080 TT9030
	P40	CX43TX	VP30RT	JS4060 JS4160 JX1060	ACP3000 ACU2500 ACP300		AH140 AH3035	PC5400	TT8080 TT8020
M Stainless Steel	M10				ACM100 ACU2500 ACK300 ACP300	PR1225 PR1525			
	M20	CX23AX	VP15TF MP7130 MP7140 VP20RT	JP4020 JP4120	ACM300 ACU2500 ACP300	PR1225 PR1525 PR1535	AH725 AH120 AH330 GH110	PC210F PC5300	TT9080 TT9030
	M30	CX33TX CX43TX	VP15TF MP7130 MP7140 VP30RT	JS4045 CY250 CY25	ACM300	PR1225 PR1525 PR1535	AH725 AH130 AH730 GH130	PC9530	TT3540 TT8080 TT8020
	M40	CX43TX	MP7140 VP30RT	JM4160	ACM300	PR1525 PR1535	AH140 AH3135 AH4035	PC5400 PC9540	TT3540
K Cast Iron	K01		MP8010	ATH80D TH308		PR1510	AH110 GH110 AH330	PC8110	
	K10	CX23AX	MP8010	TH315 CY100H	ACK3000 ACU2500	PR1210 PR1510	AH110 AH120 GH110 AH725 AH330	PC6510	TT7515 TT6080
	K20	CX32HS CX33TX	VP15TF VP20RT	CY150 JP4120 CY9020	ACK3000 ACU2500 ACK300	PR1210 PR1510	GH130	PC5300	TT7515 TT6080
	K30	CX33TX CX43TX	VP15TF VP20RT	CY250 JS4045	ACK3000 ACU2500 ACK300	PR1510		PC5300	TT3080
S High-Temp Alloy	S01			PN08M PN208	ACM100 ACU2500 ACK300 ACP300	PR905 PR1210 PR1535	AH110 AH710		
	S10	CX33TX	MP9120 VP15TF	JS1025 JP4120	ACM100 ACU2500 ACK300 ACP300	PR905 PR1210 PR1535	AH120 AH725		TT9030 TT9080 TT8080
	S20	CX33TX CX43TX	MP9120 VP15TF MP9130 MP9030	PTH30H	ACM300 ACU2500 ACP300	PR905 PR1210 PR1535	AH725 AH130 AH6030	PC5300	TT8080 TT8020
	S30	CX43TX	MP9140	JM4160	ACM300	PR1535	AH130	PC3545	TT3540 TT8020

The above table is selected from a publication for reference only, which is not obtained approval from each brand.
此材質比較表僅供參考

Milling Inserts Grade Comparison - PVD 銑刀片材質比較表 - PVD

ISO Code		WINSTAR 萬事達	Sandvik 山特維克	Iscar 伊斯卡	Kennametal 肯納	SECO 山高	Walter 瓦爾特
P Steel	P10		GC1010	IC903 IC4100 IC4050	KC715M KC930M KC935M		WKP25 WKP25S WPP20 WKK20S
	P20	CX23AX CX33TX	GC1010 GC1030 GC1130 GC2030	IC8080 IC810 IC380	KC715M KC930M KC935M	F25M MP3000	WSM20
	P30	CX33TX CX43TX	GC1010 GC1030 GC1130 GC2030	IC830 IC928 IC330	KC735M KC530M KC537M	F30M F40M MP3000	WSM30 WSM35
	P40	CX43TX	GC2030 GC1030 GC1130		KC735M KC537M KCPM40	F40M T60M	WKP45 WP45S WSP45
M Stainless Steel	M10		GC1025 GC1030	IC903	KC715M KC515M		
	M20	CX23AX	GC1025 GC1030 GC1040 GC2230	IC908 IC928	KC635M KC730M KC525M KCPM40	F25M MP3000	WSM35 WXM35
	M30	CX33TX CX43TX	S30T GC1040 GC2230	IC328 IC330 IC830	KC530M KC537M K735M KCPM40	F30M F40M MP3000	WSM35 WXM35
	M40	CX43TX		IC328 IC300 IC330		F40M	WSP45 WSM45S
K Cast Iron	K01						
	K10	CX23AX	GC1010	IC350 IC810	KC514M KC515M KC527M KC635M	MK1500	WAK15
	K20	CX33TX	GC1010 GC1020	IC5100 IC830	KC514M KC610M KC520M KC620M	MK1500 MK2000 T150M	WAK15 WKK25 WKP25S
	K30	CX33TX CX43TX	GC1020	IC810 IC908 IC910 IC928 IC950	KC522M KC725M KC524M KC735M	MK2000 MK2050	WKP35S WPP20
S High-Temp Alloy	S01		GC1010	IC808 IC907 IC908	KC510M		
	S10	CX33TX	S30T GC1010 GC1030 GC2030	IC808 IC907 IC908 IC903	KC510M KC610M	MS2050	
	S20	CX33TX CX43TX	S30T GC1030 GC1040 GC2030 GC2040	IC300 IC900 IC830 IC928	KC522M KC525M KC610M	MS2050 F40M	WSM35 WSM36
	S30	CX43TX	S30T GC1040 GC2040	IC830 IC928	KC522M KC525M KC725M	MS2050 F40M	WSM35 WSM36 WSP45 WSP46

Indexable Milling

The above table is selected from a publication for reference only, which is not obtained approval from each brand. 此材質比較表僅供參考

Milling Inserts Grade Comparison - CVD

銑刀片材質比較表 - CVD

ISO Code	WINSTAR 萬事達	Mitsubishi 三菱	Hitachi 日立	Sumitomo 住友	Kyocera 京瓷	Tungaloy 泰珂洛	Korloy 克勞伊	TaeguTec 特固克
P Steel	P10			XCU2500 ACP2000 ACP100				
	P20	CX47TA	F7030 MC7020	GX2140	XCU2500 ACP2000 ACP100		T3130 T3225	NC5330
	P30	CX47TA	F7030 MC7020	GX2140 GX2160	XCU2500 ACP2000 ACP100		T3130 T3225	NC5330 NCM535 TT8525B
	P40			GX2030 GX30 GX2160				NCM545 TT8525B
M Stainless Steel	M10			XCU2500 ACM200				NC5330
	M20	CX47TA	F7030 MC7020	AX2040 GX2140	XCU2500 ACM200	CA6535	T3130 T3225	NC5330 TT9540
	M30	CX47TA	F7030 FC7020 MC7020	AX2040 GX2140 GX2160 GX30	XCU2500 ACM200	CA6535	T3130 T3225	NCM535 NCM545 TT8525B TT9540
	M40			GX2030 GX2160 GX30				NCM545 TT8525B TT9540
K Cast Iron	K01							
	K10	CX37TA	MC5020		XCK2000 ACK2000 ACK200	CA420M	T1215 T1115 T1015	NC5330 TT7515
	K20	CX37TA	MC5020		XCK2000 XCU2500 ACK2000 ACK200		T1115 T1015	NC5330 TT7515
	K30			GX30				NCM535 TT7515

The above table is selected from a publication for reference only, which is not obtained approval from each brand.

此材質比較表僅供參考

Milling Inserts Grade Comparison - CVD 銑刀片材質比較表 - CVD








ISO Code		WINSTAR 萬事達	Sandvik 山特維克	Iscar 伊斯卡	Kennametal 肯納	SECO 山高	Walter 瓦爾特
P Steel	P10			IC9080 IC4100 IC9015		MP1500	WKP25
	P20	CX37TA	GC4220	IC5500 IC5100 IC520M		MP1500 MP2500	WKP35
	P30	CX37TA	GC4330 GC4230	IC5500 IC4050	KCPK30 KC930M	MP2500	
	P40	CX47TA	GC4340 GC4240		KC935M KC530M KCPM20		
M Stainless Steel	M10			IC9250			
	M20			IC520M IC9350	KC925M	MP2500 MM4500	
	M30	CX47TA	GC2040	IC9350 IC4050	KC930M KCPM20	MP2500 MM4500	
	M40			IC635	KC930M KC935M		
K Cast Iron	K01						
	K10						WAK15
	K20	CX37TA	GC3220 GC3330 K20W	IC5100 IC9150	KC915M	MK1500 MK2000	WKP25
	K30	CX37TA CX47TA	GC3330 GC3040	IC4100 IC4050 IC520M	KC920M KC925M KCPK30 KC930M KC935M KCPM20	MK2000 MK3000	WKP35

Indexable Milling

The above table is selected from a publication for reference only, which is not obtained approval from each brand.
此材質比較表僅供參考

Troubleshooting in Insert

刀片加工異常原因及對策













Trouble / 情況	Occurrences / 原因	Countermeasures / 對策
 <p>Thermal Crackin 熱裂</p>	<p>Intermittent heating of the cutting edge. High speed, high volume metal removal.</p> <p>切削角間歇性高熱，高切削線速度和較大的金屬移除量，造成的熱裂</p>	<ol style="list-style-type: none"> 1. Use heat resistant grades 使用具有耐熱阻抗的刀片材質 2. Use positive or large rake tools 使用正角或較銳利的刀片 3. Increase nose radius 使用較大半徑刀口的刀片 4. Reduce speed, feed or depth of cut 降低切削線速度、進給或切深
 <p>Chipping 脆裂</p>	<p>Cutting tool excessively brittle.</p> <p>刀片材質太硬脆</p>	<ol style="list-style-type: none"> 1. Use tougher grades 使用韌性較高的刀片材質 2. Use negative or smaller rake tools 使用負角或較鈍的刀片 3. Increase nose radius 使用較大半徑刀口的刀片 4. Use increased edge land 使用較大刀口平台的刀片 5. Increase cutting speed 增加切削線速度
 <p>Excessive Flank Wear 過度磨耗</p>	<p>Cutting tool too soft.</p> <p>刀片材質太軟</p> <p>Surface speed too fast.</p> <p>切削線速度太快</p>	<ol style="list-style-type: none"> 1. Use harder and more wear resistant grade 使用較硬或較耐磨的刀片材質 2. Reduce cutting speed 降低切削線速度 3. Increase feed 增加進給 4. Use coolant 使用冷卻液
 <p>Notching 凹陷</p>	<p>Cutting material working harden cause serious wear of insert.</p> <p>被加工材料產生硬化而造成刀片嚴重磨損</p>	<ol style="list-style-type: none"> 1. Increase approach angle 增加進刀時切削邊隙角 2. Reduce cutting speed and feed 降低切削線速度及進給量 3. Use high lubricity coolant 使用潤滑性較高的冷卻液
 <p>Built-Up-Edge 積屑</p>	<p>Cutting speed too slow for material being machined.</p> <p>就被加工材料而言，切削線速度太低</p>	<ol style="list-style-type: none"> 1. Increase cutting speed 提高切削線速度 2. Use friction reducing grade 使用摩擦力較低的刀片材質 3. Use high lubricity coolant 使用潤滑性較高的冷卻液
 <p>Deformation 變形</p>	<p>Heavy feeds or higher cutting speed.</p> <p>切削線速度太快或是進給量太大</p>	<ol style="list-style-type: none"> 1. Reduce cutting speed or feed 降低切削線速度或進給量 2. Use polished tools to reducing friction 使用拋光刀片降低磨擦阻力 3. Use more heat resistant grade 使用更高耐熱阻抗的刀片材質
 <p>Crater Wear 熱裂</p>	<p>Excessive heat and pressure welding of chip to rake.</p> <p>切削產生的高溫和高壓，造成鐵屑焊黏在刀口上</p>	<ol style="list-style-type: none"> 1. Use a harder grade 使用較硬的刀片材質 2. Reduce cutting speed and feed 降低切削線速度及進給量 3. Use high lubricity coolant 使用潤滑性較高的冷卻液

* Pictures from Kennametal Tooling Catalogue

· Index	· 全鎢鋼銑刀索引	B002
· Selection Guide	· 選擇指南	B011
· For General Milling Application	· 泛用銑削用	B014
- G450 General Purpose · Helix 35	- G450 泛用 · 螺旋角 35.....	B015
- G550 General Purpose · Helix 30	- G550 泛用 · 螺旋角 30.....	B023
- V470 Anti-Vibration · Unequal Spacing	- V470 抗震 · 不等分割	B085
· For High Hardened Steel Application	· 高硬度鋼用	B091
- H65X High Speed · General Purpose	- H65X 高速加工	B092
- H68X High Precision Finishing	- H68X 高精加工	B132
- H70X High Feed · Finishing	- H70X 高進給 · 精加工	B139
· For Exotic Material Application	· 不鏽鋼及高溫合金用	B144
- M50X General Purpose	- M50X 泛用加工	B145
- V47X Anti-Vibration · Unequal Spacing	- V47X 抗震 · 不等分割	B156
- V53X Anti-Vibration · Variable Helix	- V53X 抗震 · 不等螺旋	B167
· For Non-Ferrous Material Application	· 非鐵金屬用	B174
- A100 for Aluminum / Copper / Plastic	- A100 鋁、銅、塑料加工	B175
- A200 for Graphite	- A200 石墨加工	B193
- A300 for CFRP / GFRP	- A300 碳纖維及玻璃纖維加工	B199
· For Special Application	· 特殊應用	B201
- S910 for Deep Milling : Modular Endmills	- S910 深加工 : 模組化銑刀	B202
- S920 for Threading : Thread Endmills	- S920 銑牙加工 : 銑牙刀	B206
- S930 for Profiling : Barrel Endmills	- S930 曲面加工 : 酒桶銑刀	B212

Appearance 外觀	Name 名稱	Code No. 編碼	Diameter 外徑	Helix 螺旋角	Coating 塗層	P	M	K	N	S	H	Page 頁碼
G450 Series for Carbon Steel / Alloy Steel / Cast Iron · General · Helix 35 適用碳鋼 / 合金鋼 / 鑄鐵 · 螺旋角 35												
	Square · Standard · 2F 平銑刀 · 標準型 · 2 刃	EPSSA	Ø1~Ø20	35°	TACO	●	●	●	○	○	○	B015
	Square · Standard · 3F 平銑刀 · 標準型 · 3 刃	EPSSA	Ø1~Ø20	35°	TACO	●	●	●	○	○	○	B016
	Square · Standard · 4F 平銑刀 · 標準型 · 4 刃	EPSSA	Ø1~Ø20	35°	TACO	●	●	●	○	○	○	B017
	Square · Short Flute · 4F 平銑刀 · 短刃型 · 4 刃	EPSHA	Ø3~Ø16	35°	TACO	●	●	●	○	○	○	B018
	Square · High Helix · 4F 平銑刀 · 高導高效能型 · 4 刃	EPSSB	Ø1~Ø16	45°	TACO	●	●	●	○	○	○	B019
	Square · Long Shank · 4F 平銑刀 · 長柄型 · 4 刃	EPSLA	Ø4~Ø12	35°	TACO	●	●	●	○	○	○	B020
	Ball Nose · Standard · 2F 球型銑刀 · 標準型 · 2 刃	EPBSA	0.5R~6R	35°	TACO	●	●	●	○	○	○	B021
	Corner Radius · Standard · 4F 圓鼻銑刀 · 標準型 · 4 刃	EPCSA	Ø1~Ø12	35°	TACO	●	●	●	○	○	○	B022

G550 Series for Carbon Steel / Alloy Steel / Cast Iron · General · Helix 30 適用碳鋼 / 合金鋼 / 鑄鐵 · 螺旋角 30

	Square · Standard · 2F 平銑刀 · 標準型 · 2 刃	EPSSC	Ø0.2~Ø25	30°	UNICO	●	●	●		○		B023
	Square · Standard · 3F 平銑刀 · 標準型 · 3 刃	EPSSC	Ø1~Ø25	30°	UNICO	●	●	●		○		B024
	Square · Standard · 4F 平銑刀 · 標準型 · 4 刃	EPSSC	Ø1~Ø25	30°	UNICO	●	●	●		○		B025
	Square · Sharp Edge · 4F 平銑刀 · 銳角型 · 4 刃	EPSPC	Ø1~Ø12	30°	UNICO	●	●	●		○		B026
	Square · High Helix · 4F 平銑刀 · 高導型 · 4 刃	EPSSH	Ø1~Ø16	45°	UNICO	●	●	●		○		B027
	Square · Long Flute · 4F 平銑刀 · 長刃型 · 4 刃	EPSCC	Ø3~Ø25	35°	UNICO	●	●	●		○		B028
	Square · High Helix · 6F 平銑刀 · 高導型 · 6 刃	EPSSH	Ø6~Ø12	45°	UNICO	●	●	●		○		B029
	Square · High Helix · Long Flute · 6F 平銑刀 · 高導長刃型 · 6 刃	EPSCH	Ø6~Ø16	45°	UNICO	●	●	●		○		B030
	Square · High Helix · Extra Long Flute · 4F 平銑刀 · 高導超長刃型 · 4 刃	EPSCH	Ø6~Ø12	45°	SNAX	●	○	●		○	●	B031
	Square · Long Shank · 2F 平銑刀 · 長柄型 · 2 刃	EPSLC	Ø4~Ø20	30°	UNICO	●	●	●		○		B032
	Square · Long Shank · 4F 平銑刀 · 長柄型 · 4 刃	EPSLC	Ø3~Ø20	30°	UNICO	●	●	●		○		B033
	Square · Roughing · 4F 平銑刀 · 粗銑型 · 4 刃	EPSRR	Ø6~Ø20	30°	UNICO	●	●	●		○		B034
	Square · Stub Length · 2F 平銑刀 · 短刃型 · 2 刃	EPSHC	Ø0.2~Ø6	30°	UNICO	●	●	●		○	○	B035
	Square · Stub Length · 4F 平銑刀 · 短刃型 · 4 刃	EPSHC	Ø1~Ø6	30°	UNICO	●	●	●		○	○	B036
	Square · Taper · 2F 平銑刀 · 斜度型 · 2 刃	EPSST	Ø0.15~Ø10	35°	UNICO	●	●	●		○		B037

Index 索引

Appearance 外觀	Name 名稱	Code No. 編碼	Diameter 外徑	Helix 螺旋角	Coating 塗層	P	M	K	N	S	H	Page 頁碼
------------------	------------	----------------	----------------	--------------	---------------	---	---	---	---	---	---	------------

G550 Series for Carbon Steel / Alloy Steel / Cast Iron · General · Helix 30 適用碳鋼 / 合金鋼 / 鑄鐵 · 螺旋角 30





	Ball Nose · Standard · 2F 球型銑刀 · 標準型 · 2 刃	EPBSC	0.1R~10R	30°	UNICO	●	●	●			○	B040
	Ball Nose · Standard · 4F 球型銑刀 · 標準型 · 4 刃	EPBSC	1R~10R	30°	UNICO	●	●	●			○	B041
	Ball Nose · Long Shank · 2F 球型銑刀 · 長柄型 · 2 刃	EPBLC	1.5R~10R	30°	UNICO	●	●	●			○	B042
	Ball Nose · Long Shank · 4F 球型銑刀 · 長柄型 · 4 刃	EPBLC	2R~8R	30°	UNICO	●	●	●			○	B043
	Ball Nose · Stub Length · 2F 球型銑刀 · 短刃型 · 2 刃	EPBHC	0.1R~3R	30°	UNICO	●	●	●		○	○	B044
	Ball Nose · Taper · 2F 球型銑刀 · 斜度型 · 2 刃	EPBST	1R~3R	30°	UNICO	●	●	●			○	B045
	Corner Radius · Standard · 2F 圓鼻銑刀 · 標準型 · 2 刃	EPCSC	Ø1~Ø12	30°	UNICO	●	●	●			○	B046
	Corner Radius · Standard · 4F 圓鼻銑刀 · 標準型 · 4 刃	EPCSC	Ø1~Ø16	30°	UNICO	●	●	●			○	B047
	Corner Radius · High Helix · 4F 圓鼻銑刀 · 高導型 · 4 刃	EPCSH	Ø3~Ø12	45°	UNICO	●	●	●			○	B048
	Corner Radius · Long Shank · 4F 圓鼻銑刀 · 長柄型 · 4 刃	EPCLC	Ø4~Ø16	30°	UNICO	●	●	●			○	B049
	Corner Radius · Stub Length · 2F 圓鼻銑刀 · 短刃型 · 2 刃	EPCHC	Ø1~Ø6	30°	UNICO	●	●	●		○	○	B050
	Corner Radius · Stub Length · 4F 圓鼻銑刀 · 短刃型 · 4 刃	EPCHC	Ø2~Ø6	30°	UNICO	●	●	●		○	○	B051
	Long Neck · Square · 2F 長頸型 · 平銑刀 · 2 刃	EPSRC	Ø0.2~Ø12	30°	UNICO	●	●	●			○	B052
	Long Neck · Square · 4F 長頸型 · 平銑刀 · 4 刃	EPSRC	Ø1~Ø12	30°	UNICO	●	●	●			○	B058
	Long Neck · Ball Nose · 2F 長頸型 · 球型銑刀 · 2 刃	EPBRC	0.15R~6R	30°	UNICO	●	●	●			○	B061
	Long Neck · Corner Radius · 2F 長頸型 · 圓鼻銑刀 · 2 刃	EPCRC	Ø1~Ø12	30°	UNICO	●	●	●			○	B066
	Long Neck · Corner Radius · 4F 長頸型 · 圓鼻銑刀 · 4 刃	EPCRC	Ø2~Ø12	30°	UNICO	●	●	●			○	B073
	Taper Neck · Ball Nose · 2F 斜頸型 · 球型銑刀 · 2 刃	EPBRT	0.5R~2R	30°	UNICO	●	●	●			○	B078
	Taper Neck · Corner Radius · 2F 斜頸型 · 圓鼻銑刀 · 2 刃	EPCRT	Ø1~Ø6	30°	UNICO	●	●	●			○	B079
	Inner Radius Endmill · 2F / 4F 內 R 角銑刀 · 2 刃 / 4 刃	EPISA	Ø2.9~Ø3.9	0°	UNICO	●	●	●			○	B081
	Chamfer Endmill · 4F / 5F / 6F 倒角銑刀 · 4 刃 / 5 刃 / 6 刃	EPFSA	Ø4~Ø12	0°	UNICO	●	●	●	○	●	●	B082
	Drill Mills · 2F 倒角兼用銑刀 · 2 刃	EPFSC	Ø3~Ø12	30°	UNICO	●	●	●	○			B083
	Dovetail Endmill · 4F 鳩尾槽銑刀 · 4 刃	EPSDT	Ø3~Ø12	0°, 15°	UNICO	●	●	●	●			B084

Solid Carbide Endmills



















Index 索引








Appearance 外觀	Name 名稱	Code No. 編碼	Diameter 外徑	Helix 螺旋角	Coating 塗層	P	M	K	N	S	H	Page 頁碼
------------------	------------	----------------	----------------	--------------	---------------	---	---	---	---	---	---	------------

V470 Series for Carbon Steel / Alloy Steel / Cast Iron · Anti-Vibration · Unequal Spacing 適用碳鋼 / 合金鋼 / 鑄鐵 · 抗震 · 不等分割

	Square · Unequal Spacing · Standard · 4F 不等分割平銑刀 · 標準型 · 4 刃	EPSSVB	Ø4~Ø16	35°	TACO	●	○	●				B085
	Square · Unequal Spacing · Standard · 4F 不等分割平銑刀 · 標準型 · 4 刃	EPSSVC	Ø1~Ø25	38°	TACO	●	○	●				B086
	Square · Unequal Spacing · Inch · 4F 不等分割平銑刀 · 英吋 · 4 刃	EPSSV	Ø1/8"~1"	38°	UNICO	●	●	●		●	○	B087
	Ball Nose · Unequal Spacing · Inch · 2F / 4F 不等分割球型銑刀 · 英吋 · 2 刃 / 4 刃	EPBSV	Ø1/8"~5/8"	38°	UNICO	●	●	●		●	○	B090

H65X Series for High Hardened Steel · High Speed · General Purpose 適用高硬度鋼 · 高速加工

	Square · High Helix · 2F / 4F 平銑刀 · 高導型 · 2 刃 / 4 刃	EHSSH	Ø0.2~Ø20	45°	ANAX	●	○	●		○	●	B092
	Square · High Helix · Long Shank · 4F 平銑刀 · 高導長柄型 · 4 刃	EHSLH	Ø3~Ø20	45°	ANAX	●	○	●		○	●	B093
	Ball Nose · Standard · 2F 球型銑刀 · 標準型 · 2 刃	EHBSH	0.1R~8R	30°	ANAX	●	○	●		○	●	B094
	Ball Nose · Long Shank · 2F 球型銑刀 · 長柄型 · 2 刃	EHBLH	1R~10R	30°	ANAX	●	○	●		○	●	B095
	Ball Nose · Short Flute · 2F 球型銑刀 · 短刃型 · 2 刃	EHBUH	1R~8R	27°	ANAX	●	○	●		○	●	B096
	Ball Nose · Near Center Design · 3F / 4F 球型銑刀 · 刃近中心型 · 3 刃 / 4 刃	EBHBS	1R~8R	30°	ANAX	●	●	●		●	●	B097
	Ball Nose · Spherical · 2F 球型銑刀 · 寬球型 · 2 刃	EHRRC	1R~3R	15°	SNAX	●	○	●		○	●	B098
	Corner Radius · Standard · 4F 圓鼻銑刀 · 標準型 · 4 刃	EHCSH	Ø1~Ø12	30°	ANAX	●	○	●		○	●	B099
	Corner Radius · Long Shank · 4F 圓鼻銑刀 · 長柄型 · 4 刃	EHCLH	Ø4~Ø12	30°	ANAX	●	○	●		○	●	B100
	Corner Radius · Short Flute · 4F 圓鼻銑刀 · 短刃型 · 4 刃	EHCUH	Ø3~Ø12	30°	ANAX	●	○	●		○	●	B101
	Double Corner High Feed EndMill · 4F / 6F 圓鼻銑刀 · 高進給型 · 4 刃 / 6 刃	EHWSA	Ø3.175~16	38°	SNAX	●	○	●		○	●	B102
	Long Neck · Square · 2F 長頸型 · 平銑刀 · 2 刃	EHSRC	Ø0.2~Ø12	30°	ANAX	●	○	●		○	●	B103
	Long Neck · Square · 4F 長頸型 · 平銑刀 · 4 刃	EHSRC	Ø1~Ø12	30°	ANAX	●	○	●		○	●	B109
	Long Neck · Ball Nose · 2F 長頸型 · 球型銑刀 · 2 刃	EHBRC	0.15R~6R	30°	ANAX	●	○	●		○	●	B112
	Long Neck · Corner Radius · 2F 長頸型 · 圓鼻銑刀 · 2 刃	EHCRC	Ø1~Ø12	30°	ANAX	●	○	●		○	●	B117
	Long Neck · Corner Radius · 4F 長頸型 · 圓鼻銑刀 · 4 刃	EHCRC	Ø2~Ø12	30°	ANAX	●	○	●		○	●	B124
	Taper Neck · Ball Nose · 2F 斜頸型 · 球型銑刀 · 2 刃	EBBRT	0.5R~6R	30°	ANAX	●	○	●		○	●	B129
	Taper Neck · Corner Radius · 2F 斜頸型 · 圓鼻銑刀 · 2 刃	EHBRT	Ø1~Ø6	30°	ANAX	●	○	●		○	●	B130

Appearance 外觀	Name 名稱	Code No. 編碼	Diameter 外徑	Helix 螺旋角	Coating 塗層	P	M	K	N	S	H	Page 頁碼
H68X Series for High Hardened Steel · High Speed · High Precision Finishing 適用高硬度鋼 · 高速 · 高精加工												
	Square · High Precision · Standard · 4F 平銑刀 · 高精標準型 · 4 刃	EHSSF	Ø1~Ø12	45°	SNAX	●	○	●		○	●	B132
	Square · High Precision · Long Shank · 4F 平銑刀 · 高精長柄型 · 4 刃	EHSLF	Ø4~Ø16	45°	SNAX	●	○	●		○	●	B133
	Ball Nose · High Precision · Standard · 2F 球型銑刀 · 高精標準型 · 2 刃	EHBSF	0.5R~6R	30°	SNAX	●	○	●		○	●	B134
	Ball Nose · High Precision · Long Shank · 2F 球型銑刀 · 高精長柄型 · 2 刃	EHBLF	2R~6R	30°	SNAX	●	○	●		○	●	B135
	Ball Nose · High Precision · Short with Neck · 2F 球型銑刀 · 高精短刃型 · 2 刃	EHBUF	0.5R~6R	30°	SNAX	●	○	●		○	●	B136
	Corner Radius · High Precision · Standard · 4F 圓鼻銑刀 · 高精標準型 · 4 刃	EHCSF	Ø1~Ø12	30°	SNAX	●	○	●		○	●	B137
	Corner Radius · High Precision · Long Shank · 4F 圓鼻銑刀 · 高精長柄型 · 4 刃	EHCLF	Ø4~Ø12	30°	SNAX	●	○	●		○	●	B138

H70X Series for High Hardened Steel · High Feed · Finishing 適用高硬度鋼 · 高進給 · 精加工

	Square · High Helix · 6F 平銑刀 · 高導型 · 6 刃	EHSSS	Ø6~Ø12	45°	NACO	●	○	●		○	●	B139
	Square · High Helix · 8F 平銑刀 · 高導型 · 8 刃	EHSSS	Ø16~Ø20	45°	SNAX	●	○	●		○	●	B139
	Square · High Helix · Short Flute · 4F 平銑刀 · 高導短刃型 · 4 刃	EHSUS	Ø1~Ø5	45°	NACO	●	○	●		○	●	B140
	Square · High Helix · Short Flute · 6F 平銑刀 · 高導短刃型 · 6 刃	EHSUS	Ø6~Ø12	45°	NACO	●	○	●		○	●	B140
	Square · High Helix · Short Flute · 8F 平銑刀 · 高導短刃型 · 8 刃	EHSUS	Ø16~Ø20	45°	SNAX	●	○	●		○	●	B140
	Ball Nose · Low Helix · Short Flute · 2F 球型銑刀 · 低導短刃型 · 2 刃	EHBUS	0.5R~8R	15°	NACO	●	○	●		○	●	B141
	Corner Radius · High Helix · 6F 圓鼻銑刀 · 高導型 · 6 刃	EHCSS	Ø6~Ø12	45°	NACO	●	○	●		○	●	B141-1
	Corner Radius · High Feed · Short Flute · 4F 圓鼻銑刀 · 高進給直短刃型 · 4 刃	EHCUK	Ø2~Ø12	0°	SNAX	●	○	●		○	●	B142
	Corner Radius · High Feed · 4F 圓鼻銑刀 · 高進給直刃型 · 4 刃	EHCUS	Ø1~Ø12	0°	NACO	●	○	●		○	●	B143

Appearance 外觀	Name 名稱	Code No. 編碼	Diameter 外徑	Helix 螺旋角	Coating 塗層	P	M	K	N	S	H	Page 頁碼
------------------	------------	----------------	----------------	--------------	---------------	---	---	---	---	---	---	------------

M50X Series for Exotic Material · General Purpose 適用不鏽鋼 / 難削材 · 泛用加工

	Square · Standard · 2F 平銑刀 · 標準型 · 2 刃	ESSSA	Ø0.5-Ø16	35°	ANAX	●	●	●		○	○	B145
	Square · Standard · 4F 平銑刀 · 標準型 · 4 刃	ESSSA	Ø1-Ø14	35°	ANAX	●	●	●		○	○	B146
	Square · Short Flute · 4F 平銑刀 · 短刃型 · 4 刃	ESSHA	Ø3-Ø16	35°	ANAX	●	●	●		○	○	B147
	Square · High Helix · 4F 平銑刀 · 高導高效能型 · 4 刃	ESSSB	Ø1-Ø16	45°	ANAX	●	●	●		○	○	B148
	Square · Wave Edge · 3F 平銑刀 · 波浪型 · 3 刃	ESSSW	Ø6-Ø20	30°	ANAX	●	●	●		○	○	B149
	Square · Wave Edge · 4F 平銑刀 · 波浪型 · 4 刃	ESSSW	Ø6-Ø20	30°	ANAX	●	●	●		○	○	B150
	Square · Chamfer · High Feed · 4F 平銑刀 · 高進給倒角型 · 4 刃	ESSSU	Ø3-Ø16	30°	ANAX	●	●	●		○	○	B151
	Square · Radius · High Feed · 4F 平銑刀 · 高進給圓角型 · 4 刃	ESCSU	Ø3-Ø16	40°	ANAX	●	●	●		○	○	B152
	Ball Nose · Standard · 2F 球型銑刀 · 標準型 · 2 刃	ESBSA	0.25R-8R	30°	ANAX	●	●	●		○	○	B153
	Ball Nose · Near Center Design · 3F / 4F 球型銑刀 · 刃近中心型 · 3 刃 / 4 刃	ESBHS	1R-8R	35°	ANAX	●	●	●		○	○	B154
	Corner Radius · Standard · 4F 圓鼻銑刀 · 標準型 · 4 刃	ESCSA	Ø1-Ø12	35°	ANAX	●	●	●		○	○	B155

V47X Series for Exotic Material · Anti-Vibration · Unequal Spacing 適用不鏽鋼 / 高溫合金 · 抗震 · 不等分割

	Square · Unequal Spacing · Standard · 4F 不等分割平銑刀 · 標準型 · 4 刃	EPSSVC	Ø1-Ø25	38°	ANAX	●	●	●		●	○	B157
	Square · Unequal Spacing · Standard · 5F 不等分割平銑刀 · 標準型 · 5 刃	EPSSVC	Ø6-Ø16	38°	ANAX	●	●	●		●	○	B158
	Square · Unequal Spacing · Necked · 4F 不等分割平銑刀 · 帶頸型 · 4 刃	EPSUVC	Ø6-Ø16	38°	ANAX	●	●	●		●	○	B159
	Square · Unequal Spacing · Roughing & Finishing · 4F 不等分割平銑刀 · 粗精一體型 · 4 刃	EPSRVC	Ø6-Ø16	38°	ANAX	●	●	●		●	○	B160
	Square · Unequal Spacing · Standard · 4F 不等分割平銑刀 · 標準型 · 4 刃	EPSSVD	Ø4-Ø16	45°	ANAX	●	●	●		●	●	B161
	Square · Unequal Spacing · Standard · 5F 不等分割平銑刀 · 標準型 · 5 刃	EPSSVD	Ø6-Ø16	43°	ANAX	●	●	●		●	●	B162
	Square · Unequal Spacing · Standard · 7F 不等分割平銑刀 · 標準型 · 7 刃	EPSSVD	Ø10-Ø16	43°	ANAX	●	●	●		●	●	B163
	Square · Unequal Spacing · Long Flute · 5F 不等分割平銑刀 · 長刃型 · 5 刃	EPSCVD	Ø6-Ø16	43°	ANAX	●	●	●		●	●	B164
	Square · Unequal Spacing · Long Flute · 7F 不等分割平銑刀 · 長刃型 · 7 刃	EPSCVD	Ø10-Ø16	43°	ANAX	●	●	●		●	●	B165
	Square · Unequal Spacing · Standard · 4F 不等分割平銑刀 · 標準型 · 4 刃	EPSSVE	Ø8-Ø16	52°	ANAX	○	●	○		●	●	B166

V53X Series for Exotic Material · Anti-vibration · Variable Helix 適用不鏽鋼 / 高溫合金 · 抗震 · 不等螺旋







	Square · Variable Helix · Standard · 4F 不等螺旋平銑刀 · 標準型 · 4 刃	ESSSVC	Ø1-Ø25	38°~41°	SNAX	●	○	●		○	●	B168
	Square · Variable Helix · Standard · 5F 不等螺旋平銑刀 · 標準型 · 5 刃	ESSSVC	Ø4-Ø16	38°~42°	SNAX	●	○	●		○	●	B169
	Square · Variable Helix · Standard · 4F 不等螺旋平銑刀 · 標準型 · 4 刃	ESSSVD	Ø4-Ø12	43°~46°	SNAX	●	○	●		○	●	B170
	Square · Variable Helix · Standard · 4F 不等螺旋平銑刀 · 標準型 · 4 刃	ESSSVA	Ø6-Ø16	30°~32°	SNAX	●	○	●		○	●	B171
	Square · Variable Helix · Standard · 4F 不等螺旋平銑刀 · 標準型 · 4 刃	ESSSVB	Ø4-Ø20	35°~38°	SNAX	●	○	●		○	●	B172
	Square · Variable Helix · Necked · 4F 不等螺旋平銑刀 · 帶頸型 · 4 刃	ESSUVB	Ø8-Ø12	35°~38°	SNAX	●	○	●		○	●	B173

Appearance 外觀	Name 名稱	Code No. 編碼	Diameter 外徑	Helix 螺旋角	Coating 塗層	P	M	K	N	S	H	Page 頁碼
------------------	------------	----------------	----------------	--------------	---------------	---	---	---	---	---	---	------------



A100 Series for Aluminum Alloy · Plastic · Copper 適用鋁合金 · 塑料 · 銅加工

	Square · Standard · 1F 平銑刀 · 標準型 · 1 刃	ENSSC	Ø1~Ø12	30°	-				●			B175
	Square · Standard · 2F 平銑刀 · 標準型 · 2 刃	ENSSS	Ø1~Ø20	45°	-				●			B176
	Square · Standard · 3F 平銑刀 · 標準型 · 3 刃	ENSSS	Ø2~Ø20	45°	-				●			B177
	Square · Long Flute · 3F 平銑刀 · 長刃型 · 3 刃	ENSCS	Ø3~Ø20	45°	-				●			B178
	Square · High Helix · 3F 平銑刀 · 高導型 · 3 刃	ENSSH	Ø4~Ø16	55°	-				●			B179
	Square · High Performance(for side milling) · 3F 平銑刀 · 高導型 · 3 刃	ENSSB	Ø3~Ø20	45°	-				●			B180
	Square · AL Finishing · 3F 平銑刀 · AL 高光鏡面型 · 3 刃	ENSSF	Ø1~Ø12	45°	-				●			B181
	Square · AL-U Finishing · 3F 平銑刀 · AL-U 高光鏡面型 · 3 刃	ENSSP	Ø6~Ø16	45°	-				●			B182
	Square · Unequal Spacing · Standard · 3F 不等分割平銑刀 · 標準型 · 3 刃	ENSSV	Ø3~Ø16	40°	-				●			B183
	Square · Roughing · 3F 平銑刀 · 粗銑型 · 3 刃	ENSSR	Ø6~Ø20	30°	-				●			B184
	Square · Roughing · 4F 平銑刀 · 粗銑型 · 4 刃	ENSSR	Ø6~Ø20	30°	-				●			B185
	Square · Wave Edge · 3F 平銑刀 · 波浪型 · 3 刃	ENSSW	Ø6~Ø12	30°	-				●			B186
	Ball Nose · Standard · 2F 球型銑刀 · 標準型 · 2 刃	ENBSA	0.5R~3R	35°	-				●			B187
	Corner Radius · Standard · 3F 圓鼻銑刀 · 標準型 · 3 刃	ENCSS	Ø6~Ø16	45°	-				●			B188
	Square · Standard · 4F (for CU & AL) 平銑刀 · 標準型 · 4 刃	ENSSC	Ø5~Ø12	30°	NDLC				●			B189
	Long Neck · Square · 2F (for CU & AL) 長頸型 · 平銑刀 · 2 刃	ENSRC	Ø0.5~Ø4	38°	NDLC				●			B190
	Long Neck · Ball Nose · 2F (for CU & AL) 長頸型 · 球型銑刀 · 2 刃	ENBRC	0.25R~2R	30°	NDLC				●			B191
	Long Neck · Corner Radius · 2F (for CU & AL) 長頸型 · 圓鼻銑刀 · 2 刃	ENCRC	Ø0.5~Ø4	38°	NDLC				●			B192

A200 Series for Graphite 適用石墨加工



	Square · Standard · 4F 平銑刀 · 標準型 · 4 刃	EGSSC	Ø3~Ø12	30°	NDLC				●			B193
	Ball Nose · Standard · 2F 球型銑刀 · 標準型 · 2 刃	EGBSC	0.1R~6R	30°	NDLC				●			B194
	Corner Radius · Standard · 4F 圓鼻銑刀 · 標準型 · 4 刃	EGCSC	Ø3~Ø12	30°	NDLC				●			B195
	Long Neck · Square · 2F 長頸型 · 平銑刀 · 2 刃	EGSRC	Ø0.5~Ø6	30°	NDLC				●			B196
	Long Neck · Ball Nose · 2F 長頸型 · 球型銑刀 · 2 刃	EGBRC	0.25R~3R	30°	NDLC				●			B197
	Long Neck · Corner Radius · 2F 長頸型 · 圓鼻銑刀 · 2 刃	EGCRC	Ø1~Ø6	30°	NDLC				●			B198

A300 Series for CFRP/GFRP 適用 CFRP/GFRP 複合材料加工


	Square · Finishing · 6F / 8F 平銑刀 · 精銑用 · 6 刃 / 8 刃	ECSSF	Ø6~Ø12	8°	NDLC				●			B199
	Square · Roughing · 8~17F 平銑刀 · 粗銑用 · 8~17 刃	ECSSR	Ø4~Ø12	±25°	NDLC				●			B200

Appearance 外觀	Name 名稱	Code No. 編碼	Diameter 外徑	Helix 螺旋角	Coating 塗層	P	M	K	N	S	H	Page 頁碼
------------------	------------	----------------	----------------	--------------	---------------	---	---	---	---	---	---	------------






A300 Series for CFRP/GFRP 適用 CFRP/GFRP 複合材料加工

	Square · Compression · Standard · 2F / 3F 複合平銑刀 · 標準型 · 2 刃 / 3 刃	ENSSD	Ø6~Ø12	-	NDLC				●			B200-1
	Square · Compression · Standard · 2F / 3F(Inch) 複合平銑刀 · 標準型 · 2 刃 / 3 刃 (英寸)	ENSSD	Ø1/4"~1/2"	-	NDLC				●			B200-1












S910 Series Modular Endmills · Deep Milling 模組化銑刀 · 深加工

	Square Solid Head · 4F 平銑刀頭 · 4 刃	EHSWH	Ø10~Ø20	45°	SNAX	●	○	●		○	●	B202
	Square Solid Head (Unequal spacing) · 4F 不等分劃平銑刀頭 (難削材用) · 4 刃	EPSWV	Ø12~Ø20	38°	ANAX	●	●	●		○	●	B202
	Square Solid Head (Unequal spacing) · 3F 不等分劃平銑刀頭 (鋁用) · 3 刃	ENSWV	Ø12~Ø20	45°	-				●			B203
	Ball Nose Solid Head · 2F 球型銑刀頭 · 2 刃	EHBWH	Ø10~Ø20	30°	SNAX	●	○	●		○	●	B203
	Corner Radius Solid Head · 4F 圓鼻銑刀頭 · 4 刃	EHCWH	Ø10~Ø20	30°	SNAX	●	○	●		○	●	B204
	Chamfer Solid Head · 4F / 6F 倒角刀頭 · 4 刃 / 6 刃	EHFWH	Ø10~Ø16	0°	ANAX	●	●	●		○	○	B204

S920 Series for Thread milling 適用銑牙加工

	Thread mill · 3F / 4F / 5F (ISO Metric) 銑牙刀 · 3 刃 / 4 刃 / 5 刃 (ISO 牙)	ETSNM	Ø0.72~Ø9.9	10~15°	ANAX	●	●	●		○	○	B206
	Thread mill · 3F (ISO Metric) 銑牙刀 · 3 刃 (ISO 牙)	ETTNM	Ø1.5~Ø15.9	10~15°	ANAX	●	●	●		○	○	B206
	Thread mill · 3F / 4F (American UN) 銑牙刀 · 3 刃 / 4 刃 (UN 牙)	ETSNU	Ø3.31~Ø14.4	10~15°	ANAX	●	●	●		○	○	B207
	Thread mill · 3F / 4F (ISO Metric) 銑牙刀 · 3 刃 / 4 刃 (ISO 牙)	ETMNM	Ø3.9~Ø11.9	10~15°	ANAX	●	●	●		○	○	B208
	Thread mills with coolant hole · 3F / 4F (ISO Metric) 銑牙刀含內冷卻孔 · 3 刃 / 4 刃 (ISO 牙)	ETMCM	Ø3.9~Ø11.9	10~15°	ANAX	●	●	●		○	○	B208
	Thread mill · 3F / 4F (American UN) 銑牙刀 · 3 刃 / 4 刃 (UN 牙)	ETMNU	Ø3~Ø17	10~15°	ANAX	●	●	●		○	○	B209
	Drill/Thread mill · 2F 銑牙刀 · 鑽孔 & 螺紋銑削 · 2 刃	ETDNM	Ø4.2~Ø8.5	26°	UNICO			●				B211

S930 Series Barrel Endmills · 5-axis · Profile Milling 酒桶銑刀 · 5 軸 · 曲面加工

	Barrel Shape · 4F 酒桶形 · 4 刃	EBASB	Ø10~Ø12	30°	ANAX	●	●	○		●	○	B212
	Barrel Shape · 4F 酒桶形 · 4 刃	EBNSB	Ø10~Ø12	40°	-				●			B212
	Oval Shape · 3F / 4F 橢圓形 · 3 刃 / 4 刃	EBASO	Ø6~Ø12	30°	ANAX	●	●	○		●	○	B213
	Oval Shape · 3F / 4F 橢圓形 · 3 刃 / 4 刃	EBNSO	Ø6~Ø12	40°	-				●			B213
	Lens Shape · 3F 透鏡形 · 3 刃	EBASL	Ø6~Ø12	30°	ANAX	●	●	○		●	○	B214
	Lens Shape · 3F 透鏡形 · 3 刃	EBNSL	Ø6~Ø12	40°	-				●			B214
	ST Taper Shape · 3F 圓錐形 · 3 刃	EBAST	Ø6~Ø12	20°	ANAX	●	●	○		●	○	B215
	ST Taper Shape · 3F 圓錐形 · 3 刃	EBNST	Ø6~Ø12	30°	-				●			B215
	HT Taper Shape · 2F 短錐形 · 2 刃	EBAHT	Ø10	20°	ANAX	●	●	○		●	○	B216
	HT Taper Shape · 2F 短錐形 · 2 刃	EBNHT	Ø10	30°	-				●			B216
	FT Taper Shape · 3F 斜度球形 · 3 刃	EBNFT	0.5R~1.0R	45°	-				●			B217

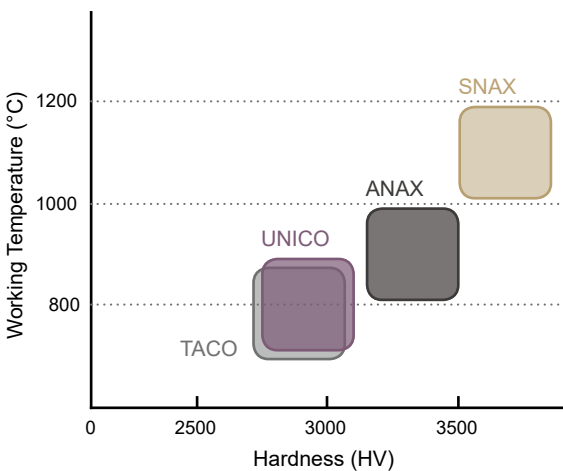
Coating Introduction

塗層介紹

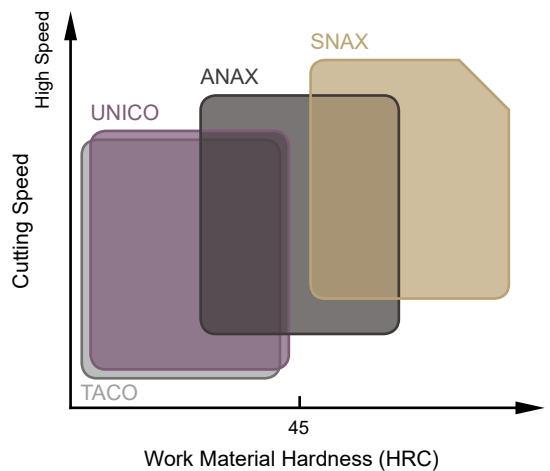
	TACO	UNICO	ANAX	SNAX	NACO
Coating Type 塗層類型					
Hardness(HV 0.05) 硬度	HV2800 ~ 3100	HV2800 ~ 3100	HV3200 ~ 3500	HV3500 ~ 3800	
Friction Coefficient 摩擦係數	0.4 ~ 0.5	0.4 ~ 0.5	0.3 ~ 0.4	0.3 ~ 0.4	0.4 ~ 0.5
Working Temperature 加工溫度	800 ~ 900 °C	800 ~ 900 °C	900 ~ 1000 °C	1100 ~ 1200 °C	
Coating Structure 塗層結構	Multi-layer	Multi-layer	Multi-layer	Nano Multi-layer	
Coating Elements 塗層元素	Al, Ti, N	Al, Ti, Cr, N	Al, Ti, Cr, N	Al, Ti, Si, Cr, N	

Solid Carbide Endmills

◆ Working Temperature and Hardness
加工溫度及硬度



◆ Speed and Work Material Hardness
加工速度及加工材料硬度



ICONS Descriptions 圖標說明

Tool Material	
	Micro Grain
	Ultra Micro Grain
	Ultra Micro Grain 0.4µm









Material Hardness	
	Material Hardness

Coating	
	UNICO Coated
	TACO Coated
	ANAX Smooth Coated
	SNAX Smooth Coated
	Naco Blue Coated
	NDLC Coated
	DIA Coated


Tool Geometry	
	Helix Angle
	Unequal Flute Spacing
	Variable Helix
	Sharp Edge
	Flatland Edge
	Chamfer Edge
	Radius Edge
	2 Flutes
	3 Flutes
	4 Flutes
	5 Flutes
	6 Flutes
	7 Flutes
	8 Flutes

Cutting Application	
	Face Milling
	Slot Milling
	Side Milling
	Helical Milling
	Rlunge Milling
	Ramping
	Trochoidal Milling
	Profile Milling
	Inner R Side Milling
	Chamfering
	Chamfering
	Undercutting
	Dovetail Slotting
	Dovetail Side Milling









P Steel 鋼

Application 應用	1st Recommendation 第一推薦 (Series · Type · Coating)	2nd Recommendation 第二推薦 (Series · Type · Coating)
Slotting 溝銑削	V470 · EPSSVC4 · TACO 	G550 · EPSSC2 · UNICO 
Side Roughing 粗側銑削	V470 · EPSSVC4 · TACO 	G550 · EPSSC4 · UNICO 
Side Finishing 精側銑削	V47X · EPSSVD4 · ANAX 	G550 · EPSSH4 · UNICO 
Profiling 輪廓銑削	G550 · EPBSC2 · UNICO 	G450 · EPBSA2 · TACO 









M Stainless Steel 不鏽鋼

Application 應用	1st Recommendation 第一推薦 (Series · Type · Coating)	2nd Recommendation 第二推薦 (Series · Type · Coating)
Slotting 溝銑削	V47X · EPSSVC4 · ANAX 	V53X · ESSVC4 · SNAX 
Side Roughing 粗側銑削	V47X · EPSSVC4 · ANAX 	V53X · ESSVC4 · SNAX 
Side Finishing 精側銑削	V47X · EPSSVC5 · ANAX 	V53X · ESSVD4 · SNAX 
Profiling 輪廓銑削	M50X · ESBHS4 · ANAX 	M50X · EBSA2 · ANAX 

K Cast Iron 鑄鐵

Application 應用	1st Recommendation 第一推薦 (Series · Type · Coating)	2nd Recommendation 第二推薦 (Series · Type · Coating)
Slotting 溝銑削	V470 · EPSSVC4 · TACO 	G550 · EPSSC2 · UNICO 
Side Roughing 粗側銑削	V470 · EPSSVC4 · TACO 	G550 · EPSSC4 · UNICO 
Side Finishing 精側銑削	V47X · EPSSVD4 · ANAX 	G550 · EPSSH4 · UNICO 
Profiling 輪廓銑削	G550 · EPBSC2 · UNICO 	G450 · EPBSA2 · TACO 









N Aluminum alloy & Brass 鋁合金與銅

Application 應用	1st Recommendation 第一推薦 (Series · Type · Coating)	2nd Recommendation 第二推薦 (Series · Type · Coating)
Slotting 溝銑削	A100 · ENSSV3 · Uncoated 	A100 · ENSSS3 · Uncoated 
Side Roughing 粗側銑削	A100 · ENSSV3 · Uncoated 	A100 · ENSSP3 · Uncoated 
Side Finishing 精側銑削	A100 · ENSSF3 · Uncoated 	A100 · ENSSP3 · Uncoated 
Profiling 輪廓銑削	A100 · ENBSA2 · Uncoated 	G450 · EPBSA2 · Uncoated 


S High Temperature Alloy 高溫合金

Application 應用	1st Recommendation 第一推薦 (Series · Type · Coating)	2nd Recommendation 第二推薦 (Series · Type · Coating)
Slotting 溝銑削	V53X · ESSVC4 · SNAX 	V47X · EPSSVC4 · ANAX 
Side Roughing 粗側銑削	V53X · ESSVC4 · SNAX 	V47X · EPSSVC5 · ANAX 
Side Finishing 精側銑削	V47X · EPSSVD5 · ANAX 	V53X · ESSVD4 · SNAX 
Profiling 輪廓銑削	M50X · ESBHS4 · ANAX 	H65X · EHBHS4 · ANAX 

H Hardened Steel 高硬度鋼

Application 應用	1st Recommendation 第一推薦 (Series · Type · Coating)	2nd Recommendation 第二推薦 (Series · Type · Coating)
Slotting 溝銑削	H65X · EHCUH4 · ANAX 	H68X · EHCSF4 · SNAX 
Side Roughing 粗側銑削	H65X · EHSSH4 · ANAX 	V47X · EPSSVD5 · ANAX 
Side Finishing 精側銑削	H70X · EHSSS6 · SNAX 	V47X · EPSSVD5 · ANAX 
Profiling 輪廓銑削	H65X · EHBHS4 · ANAX 	H65X · EHBHS2 · ANAX 

G450 Series




- For carbon steel, alloy steel & cast iron.
- General semi-finishing to medium cutting, HRC < 48.
- Positive rake angle and high rigidity design.
- 35° helix angle, TACO coating.

- 適用於碳鋼，合金鋼 & 鑄鐵
- 較一般速，半精加工至中加工
- 較鋒利刀口與高剛性設計
- 35°螺旋角，高鋁鈦塗層

→ Page B015

G550 Series




- For carbon steel, alloy steel & cast iron.
- General medium to rough cutting, HRC < 55.
- Positive rake angle and high rigidity design.
- 30° helix angle, UNICO coating.

- 適用於碳鋼，合金鋼 & 鑄鐵
- 較高速，中加工至粗加工
- 較鋒利刀口與高剛性設計
- 30°螺旋角，高鋁鈦塗層

→ Page B023

V470 Series



- For carbon steel, alloy steel & cast iron.
- High efficiency cutting, HRC < 48
- Unequal flute spacing for anti-vibration.
- TACO coating.

- 適用於碳鋼，合金鋼 & 鑄鐵
- 高效益、高去除率加工
- 抗震不等分割刃設計
- 高鋁鈦塗層

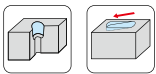
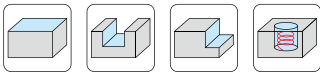
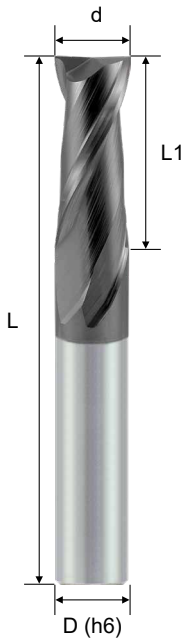
→ Page B085

G450 - Square · Standard · 2F

平銑刀 · 標準型 · 2 刃

- General purpose milling for Stainless Steel, Alloy Steel, Carbon Steel.
- Semi-finishing for Mold Steel.
- TACO coating (Al, Ti, N) provide superior wear resistance.

EPSSA



Order No. 訂購編碼	Dia. (d)	CL (L1)	OAL (L)	Shank (D)	Flutes (Z)
EPSSA241000T	1	3	50	4	2
EPSSA241500T	1.5	4	50	4	2
EPSSA242000T	2	5	50	4	2
EPSSA242500T	2.5	6	50	4	2
EPSSA243000T	3	8	50	4	2
EPSSA243500T	3.5	9	50	4	2
EPSSA244000T	4	10	50	4	2
EPSSA204500T	4.5	11	50	6	2
EPSSA205000T	5	13	50	6	2
EPSSA205500T	5.5	14	50	6	2
EPSSA206000T	6	15	50	6	2
EPSSA206500T	6.5	16	60	8	2
EPSSA207000T	7	18	60	8	2
EPSSA208000T	8	20	60	8	2
EPSSA209000T	9	22	75	10	2
EPSSA210000T	10	25	75	10	2
EPSSA212000T	12	30	75	12	2
EPSSA214000T	14	30	75	14	2
EPSSA216000T	16	40	100	16	2
EPSSA218000T	18	40	100	20	2
EPSSA220000T	20	45	100	20	2

Solid Carbide Endmills



※ To choose uncoated tools for N material machining.

Cutting conditions : Page B218

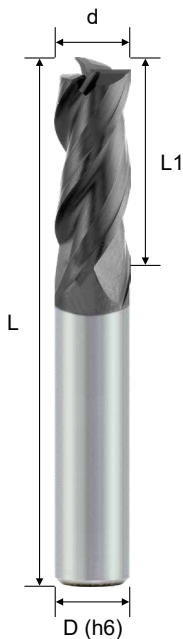
d Tolerance	
d ≤ 6	0 ~ -0.02
6 < d ≤ 12	0 ~ -0.03
d > 12	0 ~ -0.04

G450 - Square · Standard · 3F

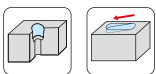
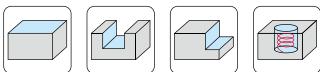
平銑刀 · 標準型 · 3 刃

- General purpose milling for Stainless Steel, Alloy Steel, Carbon Steel.
- Semi-finishing for Mold Steel.
- TACO coating (Al, Ti, N) provide superior wear resistance.

EPSSA



Order No. 訂購編碼	Dia. (d)	CL (L1)	OAL (L)	Shank (D)	Flutes (Z)
EPSSA341000T	1	3	50	4	3
EPSSA341500T	1.5	4	50	4	3
EPSSA342000T	2	5	50	4	3
EPSSA342500T	2.5	6	50	4	3
EPSSA343000T	3	8	50	4	3
EPSSA344000T	4	10	50	4	3
EPSSA305000T	5	13	50	6	3
EPSSA306000T	6	15	50	6	3
EPSSA308000T	8	20	60	8	3
EPSSA310000T	10	25	75	10	3
EPSSA312000T	12	30	75	12	3
EPSSA314000T	14	30	75	14	3
EPSSA316000T	16	40	100	16	3
EPSSA320000T	20	45	100	20	3



d Tolerance	
d ≤ 6	0 ~ -0.02
6 < d ≤ 12	0 ~ -0.03
d > 12	0 ~ -0.04

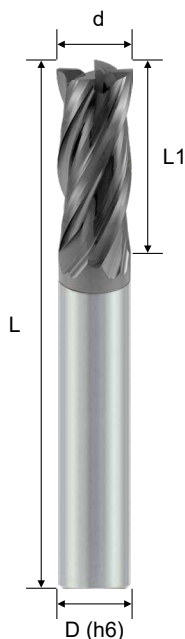
Cutting conditions : Page B218

G450 - Square · Standard · 4F

平銑刀 · 標準型 · 4 刃

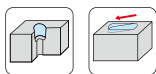
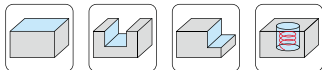
- General purpose milling for Stainless Steel, Alloy Steel, Carbon Steel.
- Semi-finishing for Mold Steel.
- TACO coating (Al, Ti, N) provide superior wear resistance.

EPSSA



Order No. 訂購編碼	Dia. (d)	CL (L1)	OAL (L)	Shank (D)	Flutes (Z)
EPSSA441000T	1	3	50	4	4
EPSSA441500T	1.5	4	50	4	4
EPSSA442000T	2	5	50	4	4
EPSSA442500T	2.5	6	50	4	4
EPSSA443000T	3	8	50	4	4
EPSSA444000T	4	10	50	4	4
EPSSA405000T	5	13	50	6	4
EPSSA406000T	6	15	50	6	4
EPSSA408000T	8	20	60	8	4
EPSSA410000T	10	25	75	10	4
EPSSA412000T	12	30	75	12	4
EPSSA414000T	14	30	75	14	4
EPSSA416000T	16	40	100	16	4
EPSSA420000T	20	45	100	20	4

Solid Carbide Endmills



d Tolerance	
d ≤ 6	0 ~ -0.02
6 < d ≤ 12	0 ~ -0.03
d > 12	0 ~ -0.04


Cutting conditions : Page B218

G450 - Square · Short Flute · 4F

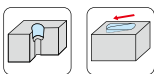
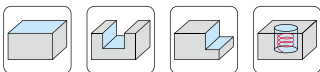
平銑刀 · 短刃型 · 4刃

- General purpose milling for Stainless Steel, Alloy Steel, Carbon Steel.
- Semi-finishing for Mold Steel.
- TACO coating (Al, Ti, N) provide superior wear resistance.

EPSHA



Order No. 訂購編碼	Dia. (d)	CL (L1)	OAL (L)	Shank (D)	Flutes (Z)
EPSHA443000T	3	3	50	4	4
EPSHA444000T	4	4	50	4	4
EPSHA404000T	4	4	50	6	4
EPSHA405000T	5	5	50	6	4
EPSHA406000T	6	7	50	6	4
EPSHA408000T	8	9	60	8	4
EPSHA410000T	10	11	75	10	4
EPSHA412000T	12	13	75	12	4
EPSHA414000T	14	15	75	14	4
EPSHA416000T	16	17	100	16	4



d Tolerance	
d ≤ 6	0 ~ -0.02
6 < d ≤ 12	0 ~ -0.03
d > 12	0 ~ -0.04

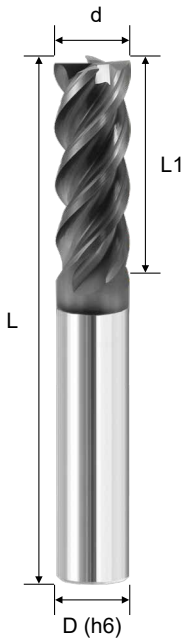
Cutting conditions : Page B218

G450 - Square · High Helix · 4F

平銑刀 · 高導型 · 4 刃

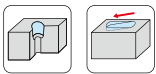
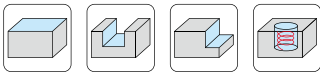
- General purpose milling for Stainless Steel, Alloy Steel, Carbon Steel.
- U-flute design with high chips volume space and easy to remove chips.
- Semi-finishing for Mold Steel.
- TACO coating (Al, Ti, N) provide superior wear resistance.

EPSSB



Order No. 訂購編碼	Dia. (d)	CL (L1)	OAL (L)	Shank (D)	Flutes (Z)
EPSSB441000T	1	3	50	4	4
EPSSB442000T	2	5	50	4	4
EPSSB443000T	3	8	50	4	4
EPSSB444000T	4	10	50	4	4
EPSSB404000T	4	10	50	6	4
EPSSB405000T	5	13	50	6	4
EPSSB406000T	6	15	50	6	4
EPSSB408000T	8	20	60	8	4
EPSSB410000T	10	25	75	10	4
EPSSB412000T	12	30	75	12	4
EPSSB416000T	16	35	100	16	4

Solid Carbide Endmills



d Tolerance	
d ≤ 6	0 ~ -0.02
6 < d ≤ 12	0 ~ -0.03
d > 12	0 ~ -0.04

Cutting conditions : Page B257

G450 - Square · Long Shank · 4F

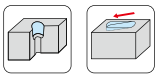
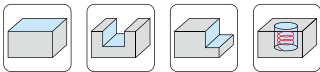
平銑刀 · 長柄型 · 4 刃

- General purpose milling for Stainless Steel, Alloy Steel, Carbon Steel.
- Semi-finishing for Mold Steel.
- TACO coating (Al, Ti, N) provide superior wear resistance.

EPSLA



Order No. 訂購編碼	Dia. (d)	CL (L1)	OAL (L)	Shank (D)	Flutes (Z)
EPSLA444007T	4	10	75	4	4
EPSLA406007T	6	15	75	6	4
EPSLA408010T	8	20	100	8	4
EPSLA410010T	10	25	100	10	4
EPSLA412010T	12	30	100	12	4



d Tolerance	
d ≤ 6	0 ~ -0.03
6 < d ≤ 12	0 ~ -0.04
d > 12	0 ~ -0.05

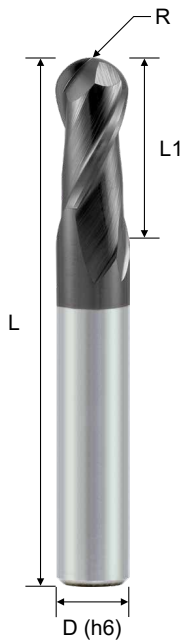
Cutting conditions : Page B221

G450 - Ball Nose · Standard · 2F

球型銑刀 · 標準型 · 2 刃

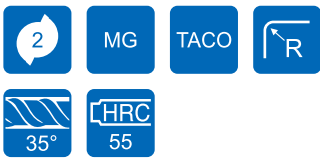
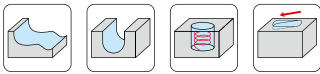
- General purpose milling for Stainless Steel, Alloy Steel, Carbon Steel.
- Semi-finishing for Mold Steel.
- TACO coating (Al, Ti, N) provide superior wear resistance.

EPBSA



Order No. 訂購編碼	Radius (R)	Dia. (d)	CL (L1)	OAL (L)	Shank (D)	Flutes (Z)
EPBSA241000T	0.5R	1	2	50	4	2
EPBSA241500T	0.75R	1.5	3	50	4	2
EPBSA242000T	1.0R	2	4	50	4	2
EPBSA242500T	1.25R	2.5	5	50	4	2
EPBSA243000T	1.5R	3	6	50	4	2
EPBSA244000T	2.0R	4	8	50	4	2
EPBSA205000T	2.5R	5	10	50	6	2
EPBSA206000T	3.0R	6	12	50	6	2
EPBSA208000T	4.0R	8	16	60	8	2
EPBSA210000T	5.0R	10	20	75	10	2
EPBSA212000T	6.0R	12	24	75	12	2

Solid Carbide Endmills



R Tolerance	
R ≤ 3	±0.015
R > 3	±0.020

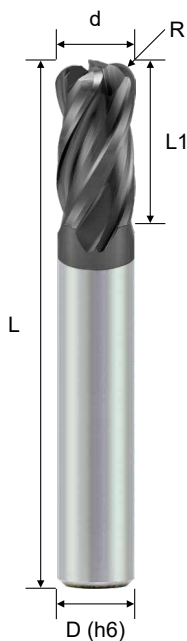
Cutting conditions : Page B223

G450 - Corner Radius · Standard · 4F

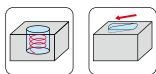
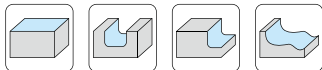
圓鼻銑刀 · 標準型 · 4 刃

- General purpose milling for Stainless Steel, Alloy Steel, Carbon Steel.
- Semi-finishing for Mold Steel.
- TACO coating (Al, Ti, N) provide superior wear resistance.

EPCSA



Order No. 訂購編碼	Dia. (d)	Radius (R)	CL (L1)	OAL (L)	Shank (D)	Flutes (Z)
EPCSA441002T	1	0.2R	2	50	4	4
EPCSA441502T	1.5	0.2R	3	50	4	4
EPCSA442002T	2	0.2R	4	50	4	4
EPCSA443002T	3	0.2R	6	50	4	4
EPCSA443005T	3	0.5R	6	50	4	4
EPCSA444002T	4	0.2R	8	50	4	4
EPCSA444005T	4	0.5R	8	50	4	4
EPCSA406005T	6	0.5R	12	50	6	4
EPCSA406010T	6	1.0R	12	50	6	4
EPCSA408005T	8	0.5R	16	60	8	4
EPCSA408010T	8	1.0R	16	60	8	4
EPCSA410005T	10	0.5R	20	75	10	4
EPCSA410010T	10	1.0R	20	75	10	4
EPCSA412005T	12	0.5R	24	75	12	4
EPCSA412010T	12	1.0R	24	75	12	4



d Tolerance	
d ≤ 6	0 ~ -0.02
6 < d ≤ 12	0 ~ -0.03
d > 12	0 ~ -0.04

R Tolerance	
R < 2	±0.015
R ≥ 2	±0.020

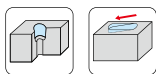
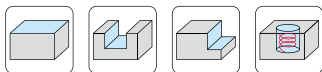
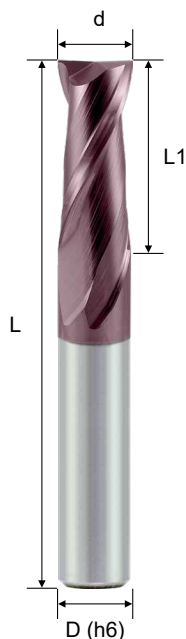
Cutting conditions : Page B226

G550 - Square · Standard · 2F

平銑刀 · 標準型 · 2刃

- UNICO coating (Al, Ti, Cr, N) provides superior wear resistance and reduces the coefficient of friction.
- Suitable for HRC 30 to HRC 55 Ordinary Steel, Alloy Steel, Cast Iron, Heat-Resistant Steel, etc.
- Strong geometry design has excellent cutting ability of cutting edges.
- High precision cutting for side milling.

EPSSC



d Tolerance	
d ≤ 6	0 ~ -0.02
6 < d ≤ 12	0 ~ -0.03
d > 12	0 ~ -0.04

Order No. 訂購編碼	Dia. (d)	CL (L1)	OAL (L)	Shank (D)	Flutes (Z)
EPSSC240200U	0.2	0.4	50	4	2
EPSSC240300U	0.3	0.6	50	4	2
EPSSC240400U	0.4	0.8	50	4	2
EPSSC240500U	0.5	1.0	50	4	2
EPSSC240600U	0.6	1.5	50	4	2
EPSSC240700U	0.7	2.0	50	4	2
EPSSC240800U	0.8	2.0	50	4	2
EPSSC240900U	0.9	2.0	50	4	2
EPSSC241000U	1.0	3.0	50	4	2
EPSSC201000U	1.0	3.0	50	6	2
EPSSC241500U	1.5	4.0	50	4	2
EPSSC242000U	2.0	5.0	50	4	2
EPSSC202000U	2.0	5.0	50	6	2
EPSSC242500U	2.5	6.0	50	4	2
EPSSC233000U	3.0	8.0	50	3	2
EPSSC243000U	3.0	8.0	50	4	2
EPSSC203000U	3.0	8.0	50	6	2
EPSSC243500U	3.5	9.0	50	4	2
EPSSC203500U	3.5	9.0	50	6	2
EPSSC244000U	4.0	10.0	50	4	2
EPSSC204000U	4.0	10.0	50	6	2
EPSSC204500U	4.5	11.0	50	6	2
EPSSC205000U	5.0	13.0	50	6	2
EPSSC205500U	5.5	14.0	50	6	2
EPSSC206000U	6.0	15.0	50	6	2
EPSSC206500U	6.5	16.0	60	8	2
EPSSC207000U	7.0	18.0	60	8	2
EPSSC208000U	8.0	20.0	60	8	2
EPSSC209000U	9.0	22.0	75	10	2
EPSSC210000U	10.0	25.0	75	10	2
EPSSC211000U	11.0	25.0	75	12	2
EPSSC212000U	12.0	30.0	75	12	2
EPSSC214000U	14.0	30.0	75	14	2
EPSSC216000U	16.0	40.0	100	16	2
EPSSC218000U	18.0	40.0	100	20	2
EPSSC220000U	20.0	45.0	100	20	2
EPSSC225000U	25.0	45.0	100	25	2

Cutting conditions : Page B218

The coating can change to SNAX smooth coating (Al, Ti, Si, Cr, N) is optional.
提供塗層可選擇 SNAX 光滑塗層

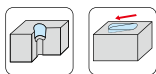
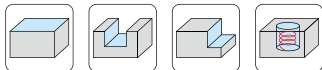
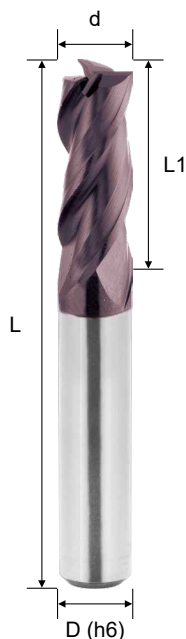
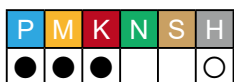
Solid Carbide Endmills

G550 - Square · Standard · 3F

平銑刀 · 標準型 · 3 刃

- UNICO coating (Al, Ti, Cr, N) provides superior wear resistance and reduces the coefficient of friction.
- Suitable for HRC 30 to HRC 55 Ordinary Steel, Alloy Steel, Cast Iron, Heat-Resistant Steel, etc.
- Strong geometry design has excellent cutting ability of cutting edges.
- High precision cutting for side milling.

EPSSC



Order No. 訂購編碼	Dia. (d)	CL (L1)	OAL (L)	Shank (D)	Flutes (Z)
EPSSC331000U	1.0	3	50	3	3
EPSSC331500U	1.5	4	50	3	3
EPSSC332000U	2.0	5	50	3	3
EPSSC333000U	3.0	8	50	3	3
EPSSC341000U	1.0	3	50	4	3
EPSSC341500U	1.5	4	50	4	3
EPSSC342000U	2.0	5	50	4	3
EPSSC342500U	2.5	6	50	4	3
EPSSC343000U	3.0	8	50	4	3
EPSSC343500U	3.5	9	50	4	3
EPSSC344000U	4.0	10	50	4	3
EPSSC303000U	3.0	8	50	6	3
EPSSC303500U	3.5	9	50	6	3
EPSSC304000U	4.0	10	50	6	3
EPSSC304500U	4.5	11	50	6	3
EPSSC305000U	5.0	13	50	6	3
EPSSC305500U	5.5	14	50	6	3
EPSSC306000U	6.0	15	50	6	3
EPSSC306500U	6.5	16	60	8	3
EPSSC307000U	7.0	18	60	8	3
EPSSC308000U	8.0	20	60	8	3
EPSSC309000U	9.0	22	75	10	3
EPSSC310000U	10.0	25	75	10	3
EPSSC311000U	11.0	25	75	12	3
EPSSC312000U	12.0	30	75	12	3
EPSSC314000U	14.0	30	75	14	3
EPSSC316000U	16.0	40	100	16	3
EPSSC318000U	18.0	40	100	20	3
EPSSC320000U	20.0	45	100	20	3
EPSSC325000U	25.0	45	100	25	3

Cutting conditions : Page B218

The coating can change to SNAX smooth coating (Al, Ti, Si, Cr, N) is optional.
提供塗層可選擇 SNAX 光滑塗層

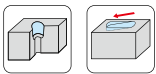
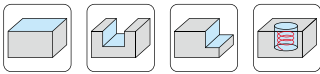
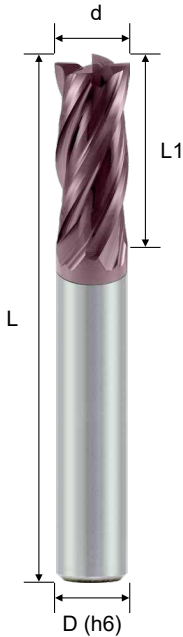
d Tolerance	
d ≤ 6	0 ~ -0.02
6 < d ≤ 12	0 ~ -0.03
d > 12	0 ~ -0.04

G550 - Square · Standard · 4F

平銑刀 · 標準型 · 4 刃

- UNICO coating (Al, Ti, Cr, N) provides superior wear resistance and reduces the coefficient of friction.
- Suitable for HRC 30 to HRC 55 Ordinary Steel, Alloy Steel, Cast Iron, Heat-Resistant Steel, Copper, FRP, etc.
- Strong geometry design has excellent cutting ability of cutting edges.
- High precision cutting for side milling.

EPSSC



Order No. 訂購編碼	Dia. (d)	CL (L1)	OAL (L)	Shank (D)	Flutes (Z)
EPSSC431000U	1.0	3	50	3	4
EPSSC431500U	1.5	4	50	3	4
EPSSC432000U	2.0	5	50	3	4
EPSSC433000U	3.0	8	50	3	4
EPSSC441000U	1.0	3	50	4	4
EPSSC441500U	1.5	4	50	4	4
EPSSC442000U	2.0	5	50	4	4
EPSSC442500U	2.5	6	50	4	4
EPSSC443000U	3.0	8	50	4	4
EPSSC443500U	3.5	9	50	4	4
EPSSC444000U	4.0	10	50	4	4
EPSSC403000U	3.0	8	50	6	4
EPSSC403500U	3.5	9	50	6	4
EPSSC404000U	4.0	10	50	6	4
EPSSC404500U	4.5	11	50	6	4
EPSSC405000U	5.0	13	50	6	4
EPSSC405500U	5.5	14	50	6	4
EPSSC406000U	6.0	15	50	6	4
EPSSC406500U	6.5	16	60	8	4
EPSSC407000U	7.0	18	60	8	4
EPSSC408000U	8.0	20	60	8	4
EPSSC409000U	9.0	22	75	10	4
EPSSC410000U	10.0	25	75	10	4
EPSSC411000U	11.0	25	75	12	4
EPSSC412000U	12.0	30	75	12	4
EPSSC414000U	14.0	30	75	14	4
EPSSC416000U	16.0	40	100	16	4
EPSSC418000U	18.0	40	100	20	4
EPSSC420000U	20.0	45	100	20	4
EPSSC425000U	25.0	45	100	25	4

Cutting conditions : Page B218

d Tolerance	
d ≤ 6	0 ~ -0.02
6 < d ≤ 12	0 ~ -0.03
d > 12	0 ~ -0.04

The coating can change to SNAX smooth coating (Al, Ti, Si, Cr, N) is optional.
提供塗層可選擇 SNAX 光滑塗層

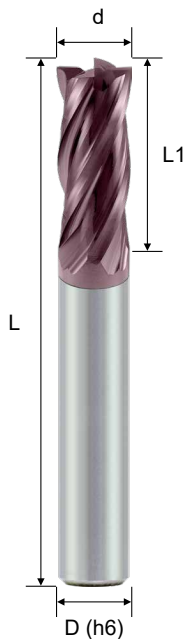
Solid Carbide Endmills

G550 - Square · Shape Edge · 4F

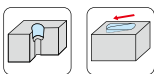
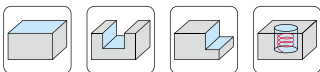
平銑刀 · 銳角型 · 4 刃

- UNICO coating (Al, Ti, Cr, N) provides superior wear resistance and reduces the coefficient of friction.
- Suitable for HRC 30 to HRC 55 Ordinary Steel, Alloy Steel, Cast Iron, Heat-Resistant Steel, Copper, FRP, etc.
- Strong geometry design has excellent cutting ability of cutting edges.
- High precision cutting for side milling.

EPSPC



Order No. 訂購編碼	Dia. (d)	CL (L1)	OAL (L)	Shank (D)	Flutes (Z)
EPSPC441000U	1.0	3	50	4	4
EPSPC442000U	2.0	5	50	4	4
EPSPC443000U	3.0	8	50	4	4
EPSPC444000U	4.0	10	50	4	4
EPSPC405000U	5.0	13	50	6	4
EPSPC406000U	6.0	15	50	6	4
EPSPC408000U	8.0	20	60	8	4
EPSPC410000U	10.0	25	75	10	4
EPSPC412000U	12.0	30	75	12	4



d Tolerance	
d ≤ 6	0 ~ -0.02
6 < d ≤ 12	0 ~ -0.03
d > 12	0 ~ -0.04

Cutting conditions : Page B218

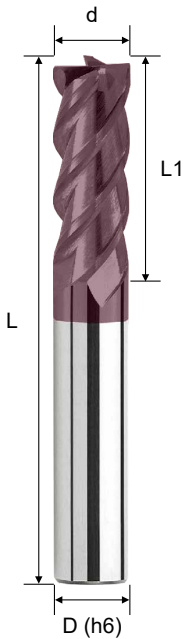
The coating can change to SNAX smooth coating (Al, Ti, Si, Cr, N) is optional.
提供塗層可選擇 SNAX 光滑塗層

G550 - Square · High Helix · 4F

平銑刀 · 高導型 · 4 刃

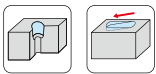
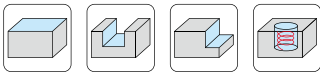
- UNICO coating (Al, Ti, Cr, N) provides superior wear resistance and reduces the coefficient of friction
- Suitable for HRC 30 to HRC 55 Ordinary Steel, Alloy Steel, Cast Iron, Heat-Resistant Steel, FRP, etc.
- Greater shearing action results in increased speeds and feeds and faster stock removal.
- Strong helix design provides high speed milling capabilities.

EPSSH



Order No. 訂購編碼	Dia. (d)	CL (L1)	OAL (L)	Shank (D)	Flutes (Z)
EPSSH441000U	1.0	3	50	4	4
EPSSH442000U	2.0	5	50	4	4
EPSSH443000U	3.0	8	50	4	4
EPSSH444000U	4.0	10	50	4	4
EPSSH405000U	5.0	13	50	6	4
EPSSH406000U	6.0	15	50	6	4
EPSSH407000U	7.0	18	60	8	4
EPSSH408000U	8.0	20	60	8	4
EPSSH409000U	9.0	22	75	10	4
EPSSH410000U	10.0	25	75	10	4
EPSSH411000U	11.0	25	75	12	4
EPSSH412000U	12.0	30	75	12	4
EPSSH414000U	14.0	30	75	14	4
EPSSH416000U	16.0	35	100	16	4

Solid Carbide Endmills



d Tolerance	
d ≤ 6	0 ~ -0.02
6 < d ≤ 12	0 ~ -0.03
d > 12	0 ~ -0.04

Cutting conditions : Page B219

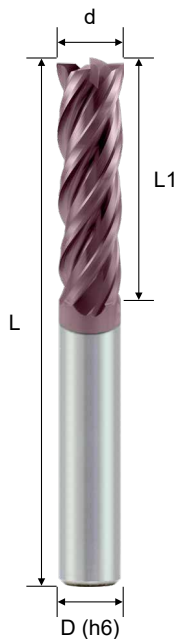
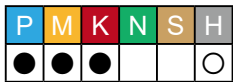
The coating can change to SNAX smooth coating (Al, Ti, Si, Cr, N) is optional.
提供塗層可選擇 SNAX 光滑塗層

G550 - Square · Long Flute · 4F

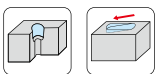
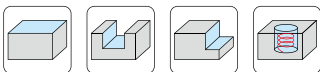
平銑刀 · 長刃型 · 4 刃

- UNICO coating (Al, Ti, Cr, N) provides superior wear resistance and reduces the coefficient of friction.
- Suitable for HRC 30 to HRC 55 Ordinary Steel, Alloy Steel, Cast Iron, Heat-Resistant Steel, etc.
- Available in various length of cut and overall length end mills.
- Long cutting length is suitable for deep side milling.

EPSCC



Order No. 訂購編碼	Dia. (d)	CL (L1)	OAL (L)	Shank (D)	Flutes (Z)
EPSCC403000U	3	15	60	6	4
EPSCC404000U	4	20	60	6	4
EPSCC405000U	5	25	75	6	4
EPSCC406000U	6	30	75	6	4
EPSCC408000U	8	35	100	8	4
EPSCC410000U	10	45	100	10	4
EPSCC412000U	12	45	100	12	4
EPSCC414000U	14	70	150	14	4
EPSCC416000U	16	70	150	16	4
EPSCC420000U	20	75	150	20	4
EPSCC425000U	25	75	150	25	4



d Tolerance	
d ≤ 6	0 ~ -0.03
6 < d ≤ 12	0 ~ -0.04
d > 12	0 ~ -0.05



Cutting conditions : Page B219

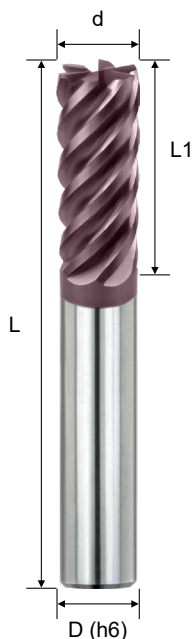
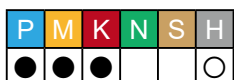
The coating can change to SNAX smooth coating (Al, Ti, Si, Cr, N) is optional.
提供塗層可選擇 SNAX 光滑塗層

G550 - Square · High Helix · 6F

平銑刀 · 高導型 · 6 刃

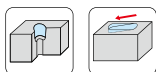
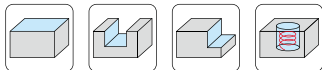
- UNICO coating (Al, Ti, Cr, N) provides superior wear resistance and reduces the coefficient of friction
- Suitable for HRC 30 to HRC 55 Ordinary Steel, Alloy Steel, Cast Iron, Heat-Resistant Steel, FRP, etc.
- Greater shearing action results in increased speeds and feeds and faster stock removal.
- Strong helix design provides high speed milling capabilities.
- Six flute for good surface milling.

EPSSH



Order No. 訂購編碼	Dia. (d)	CL (L1)	OAL (L)	Shank (D)	Flutes (Z)
EPSSH606000U	6	15	50	6	6
EPSSH608000U	8	20	60	8	6
EPSSH610000U	10	25	75	10	6
EPSSH612000U	12	30	75	12	6

Solid Carbide Endmills



d Tolerance	
d ≤ 6	0 ~ -0.02
6 < d ≤ 12	0 ~ -0.03
d > 12	0 ~ -0.04

Cutting conditions : Page B219

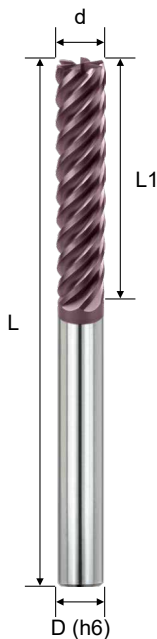
The coating can change to SNAX smooth coating (Al, Ti, Si, Cr, N) is optional.
提供塗層可選擇 SNAX 光滑塗層

G550 - Square · High Helix · Long Flute · 6F

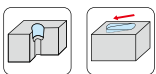
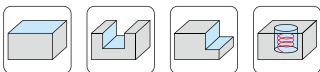
平銑刀 · 高導長刃型 · 6 刃

- UNICO coating (Al, Ti, Cr, N) provides superior wear resistance and reduces the coefficient of friction
- Suitable for HRC 30 to HRC 55 Ordinary Steel, Alloy Steel, Cast Iron, Heat-Resistant Steel, FRP, etc.
- Greater shearing action results in increased speeds and feeds and faster stock removal.
- Strong helix design provides high speed milling capabilities.
- Six flute for good surface milling.

EPSCH



Order No. 訂購編碼	Dia. (d)	CL (L1)	OAL (L)	Shank (D)	Flutes (Z)
EPSCH606000U	6	30	75	6	6
EPSCH608000U	8	35	100	8	6
EPSCH610000U	10	45	100	10	6
EPSCH612000U	12	45	100	12	6
EPSCH616000U	16	70	150	16	6



Cutting conditions : Page B220

d Tolerance	
d ≤ 6	0 ~ -0.03
6 < d ≤ 12	0 ~ -0.04
d > 12	0 ~ -0.05

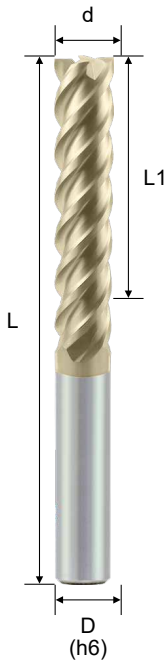
The coating can change to SNAX smooth coating (Al, Ti, Si, Cr, N) is optional.
提供塗層可選擇 SNAX 光滑塗層

G550 - Square · High Helix · Extra Long Flute · 4F

平銑刀 · 高導超長刃型 · 4刃

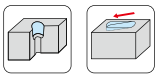
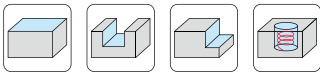
- SNAX smooth coating (Al, Ti, Si, Cr, N) with anti-high temperature & anti-oxidation.
- Suitable for HRC 30 to HRC 60 Alloy Steel, Cast Iron, Prehardened steel, Hardened Steel, etc.
- Suitable for deep side milling and finishing.
- Special geometry design, outstanding anti-vibrations and high surface finish quality.

EPSCH



Order No. 訂購編碼	Dia. (d)	CL (L1)	OAL (L)	Shank (D)	Flutes (Z)
EPSCH406035S	6	35	100	6	4
EPSCH408040S	8	40	100	8	4
EPSCH410035S	10	35	75	10	4
EPSCH410050S	10	50	100	10	4
EPSCH412035S	12	35	75	12	4
EPSCH412055S	12	55	100	12	4

Solid Carbide Endmills



Cutting conditions : Page B219

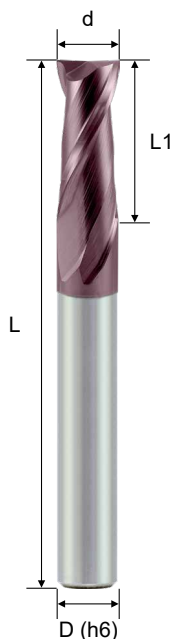
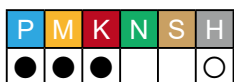
d Tolerance	
d ≤ 6	0 ~ -0.03
6 < d ≤ 12	0 ~ -0.04
d > 12	0 ~ -0.05

G550 - Square · Long Shank · 2F

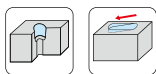
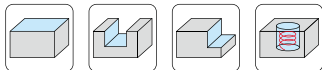
平銑刀 · 長柄型 · 2刃

- UNICO coating (Al, Ti, Cr, N) provides superior wear resistance and reduces the coefficient of friction.
- Suitable for HRC 30 to HRC 55 Ordinary Steel, Alloy Steel, Cast Iron, Heat-Resistant Steel, etc.
- Available in various length of cut and overall length end mills.
- Flat design to avoid chipping of the cutting tip.

EPSLC



Order No. 訂購編碼	Dia. (d)	CL (L1)	OAL (L)	Shank (D)	Flutes (Z)
EPSLC244006U	4	10	60	4	2
EPSLC244007U	4	10	75	4	2
EPSLC244010U	4	10	100	4	2
EPSLC204006U	4	10	60	6	2
EPSLC204007U	4	10	75	6	2
EPSLC204010U	4	10	100	6	2
EPSLC206006U	6	15	60	6	2
EPSLC206007U	6	15	75	6	2
EPSLC206010U	6	15	100	6	2
EPSLC208007U	8	20	75	8	2
EPSLC208010U	8	20	100	8	2
EPSLC208015U	8	20	150	8	2
EPSLC210010U	10	25	100	10	2
EPSLC210015U	10	25	150	10	2
EPSLC212010U	12	30	100	12	2
EPSLC212015U	12	30	150	12	2
EPSLC216015U	16	40	150	16	2
EPSLC220015U	20	40	150	20	2



d Tolerance	
d ≤ 6	0 ~ -0.03
6 < d ≤ 12	0 ~ -0.04
d > 12	0 ~ -0.05



Cutting conditions : Page B220


The coating can change to SNAX smooth coating (Al, Ti, Si, Cr, N) is optional.
提供塗層可選擇 SNAX 光滑塗層

G550 - Square · Long Shank · 4F

平銑刀 · 長柄型 · 4 刃

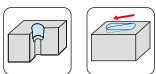
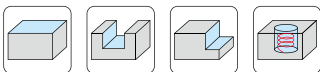
- UNICO coating (Al, Ti, Cr, N) provides superior wear resistance and reduces the coefficient of friction.
- Suitable for HRC 30 to HRC 55 Ordinary Steel, Alloy Steel, Cast Iron, Heat-Resistant Steel, etc.
- Available in various length of cut and overall length end mills.
- Flat design to avoid chipping of the cutting tip.

EPSLC



Order No. 訂購編碼	Dia. (d)	CL (L1)	OAL (L)	Shank (D)	Flutes (Z)
EPSLC443007U	3	8	75	4	4
EPSLC443010U	3	8	100	4	4
EPSLC444006U	4	10	60	4	4
EPSLC444007U	4	10	75	4	4
EPSLC444010U	4	10	100	4	4
EPSLC404006U	4	10	60	6	4
EPSLC404007U	4	10	75	6	4
EPSLC404010U	4	10	100	6	4
EPSLC406006U	6	15	60	6	4
EPSLC406007U	6	15	75	6	4
EPSLC406010U	6	15	100	6	4
EPSLC408007U	8	20	75	8	4
EPSLC408010U	8	20	100	8	4
EPSLC408015U	8	20	150	8	4
EPSLC410010U	10	25	100	10	4
EPSLC410015U	10	25	150	10	4
EPSLC412010U	12	30	100	12	4
EPSLC412015U	12	30	150	12	4
EPSLC416015U	16	40	150	16	4
EPSLC420015U	20	40	150	20	4

Solid Carbide Endmills



Cutting conditions : Page B221

d Tolerance	
d ≤ 6	0 ~ -0.03
6 < d ≤ 12	0 ~ -0.04
d > 12	0 ~ -0.05

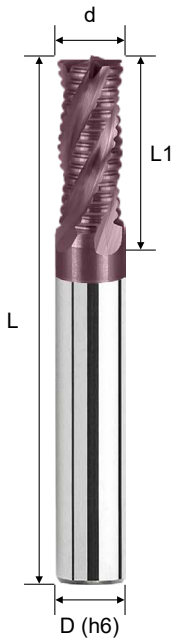
The coating can change to SNAX smooth coating (Al, Ti, Si, Cr, N) is optional.
提供塗層可選擇 SNAX 光滑塗層

G550 - Square · Roughing · 4F

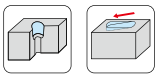
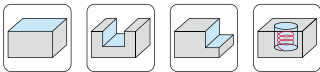
平銑刀 · 粗銑型 · 4刃

- UNICO coating (Al, Ti, Cr, N) provides superior wear resistance and reduces the coefficient of friction.
- Suitable for HRC 30 to HRC 55 Ordinary Steel, Alloy Steel, Cast Iron, Heat-Resistant Steel, etc.
- Suitable for rough and high remove rate cutting environment.
- Chamfering design provides a stronger cutting edge.
- Middle coarse pitch provides high performance and avoids tip fracture.

EPSRR



Order No. 訂購編碼	Dia. (d)	CL (L1)	OAL (L)	Shank (D)	Flutes (Z)
EPSRR406000U	6	15	50	6	4
EPSRR408000U	8	20	60	8	4
EPSRR410000U	10	25	75	10	4
EPSRR412000U	12	30	75	12	4
EPSRR416000U	16	40	100	16	4
EPSRR420000U	20	45	100	20	4



d Tolerance	
d ≤ 6	0 ~ -0.02
6 < d ≤ 12	0 ~ -0.03
d > 12	0 ~ -0.04

Cutting conditions : Page B221


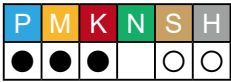
The coating can change to SNAX smooth coating (Al, Ti, Si, Cr, N) is optional.
提供塗層可選擇 SNAX 光滑塗層

G550 - Square · Stub Length · 2F

平銑刀 · 短刃型 · 2刃

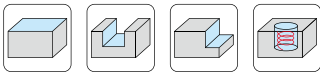
- UNICO coating (Al, Ti, Cr, N) provides superior wear resistance and reduces the coefficient of friction.
- The cutting length of approximately 1×D.
- Short cutting length with high rigidity is suitable for high feed milling.
- For die, mold, mechanical and electronic parts made of steel.
- Good for surface milling.

EPSHC



Order No. 訂購編碼	Dia. (d)	CL (L1)	OAL (L)	Shank (D)	Flutes (Z)
EPSHC240200U	0.2	0.3	50	4	2
EPSHC240300U	0.3	0.4	50	4	2
EPSHC240400U	0.4	0.5	50	4	2
EPSHC240500U	0.5	0.6	50	4	2
EPSHC240600U	0.6	0.7	50	4	2
EPSHC240700U	0.7	0.8	50	4	2
EPSHC240800U	0.8	1.0	50	4	2
EPSHC240900U	0.9	1.1	50	4	2
EPSHC241000U	1.0	1.2	50	4	2
EPSHC241200U	1.2	1.5	50	4	2
EPSHC241400U	1.4	1.8	50	4	2
EPSHC241500U	1.5	1.8	50	4	2
EPSHC241600U	1.6	1.9	50	4	2
EPSHC241800U	1.8	2.0	50	4	2
EPSHC242000U	2.0	2.5	50	4	2
EPSHC242500U	2.5	3.0	50	4	2
EPSHC203000U	3.0	3.5	50	6	2
EPSHC204000U	4.0	4.5	50	6	2
EPSHC205000U	5.0	7.0	50	6	2
EPSHC206000U	6.0	9.0	50	6	2

Solid Carbide Endmills



d Tolerance	
d ≤ 6	0 ~ -0.02
6 < d ≤ 12	0 ~ -0.03
d > 12	0 ~ -0.04

Cutting conditions : Page B222

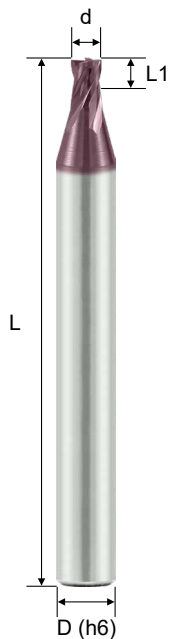
The coating can change to SNAX smooth coating (Al, Ti, Si, Cr, N) is optional.
提供塗層可選擇 SNAX 光滑塗層

G550 - Square · Stub Length · 4F

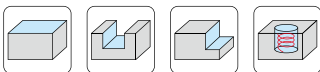
平銑刀 · 短刃型 · 4刃

- UNICO coating (Al, Ti, Cr, N) provides superior wear resistance and reduces the coefficient of friction.
- The cutting length of approximately 1×D.
- Short cutting length with high rigidity is suitable for high feed milling.
- For die, mold, mechanical and electronic parts made of steel.
- Good for surface milling.

EPSHC



Order No. 訂購編碼	Dia. (d)	CL (L1)	OAL (L)	Shank (D)	Flutes (Z)
EPSHC441000U	1.0	1.0	50	4	4
EPSHC441500U	1.5	1.5	50	4	4
EPSHC442000U	2.0	2.0	50	4	4
EPSHC442500U	2.5	2.5	50	4	4
EPSHC403000U	3.0	3.0	50	6	4
EPSHC404000U	4.0	4.0	50	6	4
EPSHC405000U	5.0	5.0	50	6	4
EPSHC406000U	6.0	6.0	50	6	4



d Tolerance	
d ≤ 6	0 ~ -0.02
6 < d ≤ 12	0 ~ -0.03
d > 12	0 ~ -0.04



Cutting conditions : Page B222

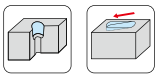
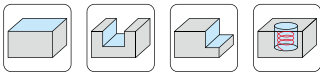
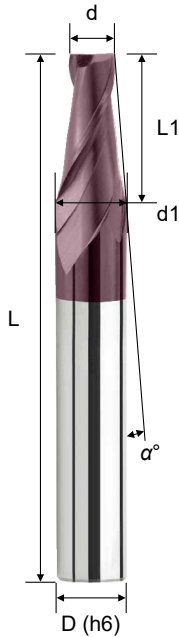
The coating can change to SNAX smooth coating (Al, Ti, Si, Cr, N) is optional.
提供塗層可選擇 SNAX 光滑塗層

G550 - Square · Taper · 2F

平銑刀 · 斜度型 · 2 刃

- UNICO coating (Al, Ti, Cr, N) provides superior wear resistance and reduces the coefficient of friction.
- Suitable for HRC 30 to HRC 55 Ordinary Steel, Alloy Steel, Cast Iron, Heat-Resistant Steel, etc.
- High strength of taper cutting length, can cut deep grooves without breaking.
- Convenient for Tap cutting in 3 axis machine.

EPSST



d Tolerance	
d ≤ 6	0 ~ -0.02
6 < d ≤ 12	0 ~ -0.03
d > 12	0 ~ -0.04

Order No. 訂購編碼	Dia. (d)	α°	CL (L1)	NL (d1)	OAL (L)	Shank (D)	Flutes (Z)
EPSST24015CU	0.15	20°	5.29	-	42	4	2
EPSST24030CU	0.30	20°	5.08	-	42	4	2
EPSST24030DU	0.30	25°	3.96	-	42	4	2
EPSST24060BU	0.60	15°	4.50	-	42	4	2
EPSST24060CU	0.60	20°	4.67	-	42	4	2
EPSST24120CU	1.20	20°	3.84	-	42	4	2
EPSST241005U	1.0	0.5°	4.0	1.07	50	4	2
EPSST241010U	1.0	1.0°	4.0	1.14	50	4	2
EPSST241015U	1.0	1.5°	4.0	1.21	50	4	2
EPSST241020U	1.0	2.0°	4.0	1.28	50	4	2
EPSST241025U	1.0	2.5°	4.0	1.35	50	4	2
EPSST241030U	1.0	3.0°	4.0	1.42	50	4	2
EPSST241050U	1.0	5.0°	4.0	1.70	50	4	2
EPSST241070U	1.0	7.0°	4.0	1.98	50	4	2
EPSST2410A0U	1.0	10.0°	4.0	2.41	50	4	2
EPSST2410A5U	1.0	15.0°	4.0	3.14	50	4	2
EPSST241505U	1.5	0.5°	5.0	1.59	50	4	2
EPSST241510U	1.5	1.0°	5.0	1.68	50	4	2
EPSST241515U	1.5	1.5°	5.0	1.76	50	4	2
EPSST241520U	1.5	2.0°	5.0	1.85	50	4	2
EPSST241525U	1.5	2.5°	5.0	1.93	50	4	2
EPSST241530U	1.5	3.0°	5.0	2.02	50	4	2
EPSST241550U	1.5	5.0°	5.0	2.37	50	4	2
EPSST242005U	2.0	0.5°	6.0	2.10	50	4	2
EPSST242010U	2.0	1.0°	6.0	2.21	50	4	2
EPSST242015U	2.0	1.5°	6.0	2.31	50	4	2
EPSST242020U	2.0	2.0°	6.0	2.41	50	4	2
EPSST242025U	2.0	2.5°	6.0	2.52	50	4	2
EPSST242030U	2.0	3.0°	6.0	2.62	50	4	2
EPSST242050U	2.0	5.0°	6.0	3.05	50	4	2
EPSST242070U	2.0	7.0°	6.0	3.47	50	4	2
EPSST2020A0U	2.0	10.0°	6.0	4.11	50	6	2
EPSST2020A5U	2.0	15.0°	6.0	5.22	50	6	2

Cutting conditions : Page B222

The coating can change to SNAX smooth coating (Al, Ti, Si, Cr, N) is optional.
提供塗層可選擇 SNAX 光滑塗層

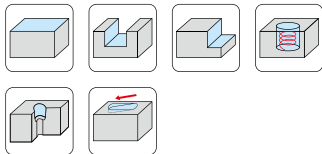
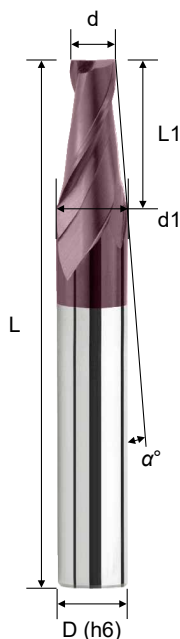
Solid Carbide Endmills

G550 - Square · Taper · 2F

平銑刀 · 斜度型 · 2刃

- UNICO coating (Al, Ti, Cr, N) provides superior wear resistance and reduces the coefficient of friction.
- Suitable for HRC 30 to HRC 55 Ordinary Steel, Alloy Steel, Cast Iron, Heat-Resistant Steel, etc.
- High strength of taper cutting length, can cut deep grooves without breaking.
- Convenient for Tap cutting in 3 axis machine.

EPSST



Order No. 訂購編碼	Dia. (d)	α°	CL (L1)	NL (d1)	OAL (L)	Shank (D)	Flutes (Z)
EPSST242505U	2.5	0.5°	8.0	2.64	50	4	2
EPSST242510U	2.5	1.0°	8.0	2.78	50	4	2
EPSST242515U	2.5	1.5°	8.0	2.91	50	4	2
EPSST242520U	2.5	2.0°	8.0	3.05	50	4	2
EPSST242525U	2.5	2.5°	8.0	3.20	50	4	2
EPSST242530U	2.5	3.0°	8.0	3.33	50	4	2
EPSST242550U	2.5	5.0°	8.0	3.90	50	4	2
EPSST203005U	3.0	0.5°	10.0	3.17	50	6	2
EPSST203010U	3.0	1.0°	10.0	3.35	50	6	2
EPSST203015U	3.0	1.5°	10.0	3.52	50	6	2
EPSST203020U	3.0	2.0°	10.0	3.69	50	6	2
EPSST203025U	3.0	2.5°	10.0	3.87	50	6	2
EPSST203030U	3.0	3.0°	10.0	4.05	50	6	2
EPSST203050U	3.0	5.0°	10.0	4.75	50	6	2
EPSST203070U	3.0	7.0°	12.0	6.00	50	6	2
EPSST2030A0U	3.0	10.0°	12.0	7.22	60	8	2
EPSST2030A5U	3.0	15.0°	12.0	9.40	75	10	2
EPSST204005U	4.0	0.5°	15.0	4.26	50	6	2
EPSST204010U	4.0	1.0°	15.0	4.52	50	6	2
EPSST204015U	4.0	1.5°	15.0	4.79	50	6	2
EPSST204020U	4.0	2.0°	15.0	5.04	50	6	2
EPSST204025U	4.0	2.5°	15.0	5.31	50	6	2
EPSST204030U	4.0	3.0°	15.0	5.57	50	6	2
EPSST204050U	4.0	5.0°	15.0	6.62	60	8	2
EPSST204070U	4.0	7.0°	16.0	8.00	60	8	2
EPSST2040A0U	4.0	10.0°	17.0	10.00	75	10	2
EPSST2040A5U	4.0	15.0°	14.9	12.00	75	12	2

Cutting conditions : Page B222

The coating can change to SNAX smooth coating (Al, Ti, Si, Cr, N) is optional.
提供塗層可選擇 SNAX 光滑塗層

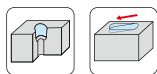
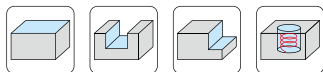
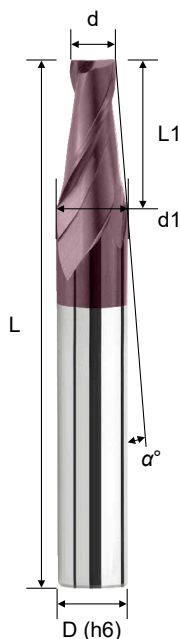
d Tolerance	
d ≤ 6	0 ~ -0.02
6 < d ≤ 12	0 ~ -0.03
d > 12	0 ~ -0.04

G550 - Square · Taper · 2F

平銑刀 · 斜度型 · 2 刃

- UNICO coating (Al, Ti, Cr, N) provides superior wear resistance and reduces the coefficient of friction.
- Suitable for HRC 30 to HRC 55 Ordinary Steel, Alloy Steel, Cast Iron, Heat-Resistant Steel, etc.
- High strength of taper cutting length, can cut deep grooves without breaking.
- Convenient for Tap cutting in 3 axis machine.

EPSST



Order No. 訂購編碼	Dia. (d)	α°	CL (L1)	NL (d1)	OAL (L)	Shank (D)	Flutes (Z)
EPSST205005U	5.0	0.5°	20.0	5.34	60	6	2
EPSST205010U	5.0	1.0°	20.0	5.70	60	6	2
EPSST205015U	5.0	1.5°	19.6	6.00	60	6	2
EPSST205020U	5.0	2.0°	20.0	6.39	60	8	2
EPSST205025U	5.0	2.5°	20.0	6.74	60	8	2
EPSST205030U	5.0	3.0°	20.0	7.10	60	8	2
EPSST205050U	5.0	5.0°	20.0	8.50	75	10	2
EPSST205070U	5.0	7.0°	20.0	10.00	75	10	2
EPSST2050A0U	5.0	10.0°	20.0	12.00	75	12	2
EPSST206005U	6.0	0.5°	20.0	6.35	60	8	2
EPSST206010U	6.0	1.0°	20.0	6.70	60	8	2
EPSST206015U	6.0	1.5°	20.0	7.05	60	8	2
EPSST206020U	6.0	2.0°	20.0	7.40	60	8	2
EPSST206025U	6.0	2.5°	20.0	7.75	60	8	2
EPSST206030U	6.0	3.0°	20.0	8.10	75	10	2
EPSST206050U	6.0	5.0°	20.0	9.50	75	10	2
EPSST206070U	6.0	7.0°	24.0	12.00	75	12	2
EPSST2060A0U	6.0	10.0°	22.0	14.00	75	14	2
EPSST208005U	8.0	0.5°	25.0	8.44	75	10	2
EPSST208010U	8.0	1.0°	25.0	8.87	75	10	2
EPSST208015U	8.0	1.5°	25.0	9.31	75	10	2
EPSST208020U	8.0	2.0°	25.0	9.75	75	10	2
EPSST208030U	8.0	3.0°	25.0	10.62	75	12	2
EPSST208050U	8.0	5.0°	25.0	12.37	75	14	2
EPSST208070U	8.0	7.0°	32.0	16.00	100	16	2
EPSST2080A0U	8.0	10.0°	28.0	18.00	100	18	2
EPSST210005U	10.0	0.5°	35.0	10.61	75	12	2
EPSST210010U	10.0	1.0°	35.0	11.22	75	12	2
EPSST210015U	10.0	1.5°	35.0	11.83	75	12	2
EPSST210020U	10.0	2.0°	35.0	12.44	75	14	2
EPSST210030U	10.0	3.0°	35.0	13.67	75	14	2
EPSST210050U	10.0	5.0°	34.2	16.00	100	16	2

Cutting conditions : Page B222

d Tolerance	
d ≤ 6	0 ~ -0.02
6 < d ≤ 12	0 ~ -0.03
d > 12	0 ~ -0.04

The coating can change to SNAX smooth coating (Al, Ti, Si, Cr, N) is optional.
提供塗層可選擇 SNAX 光滑塗層

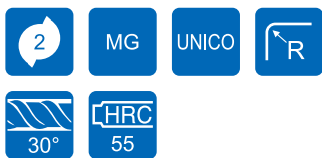
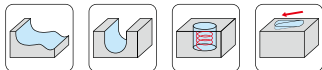
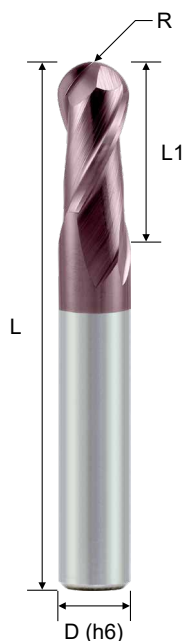
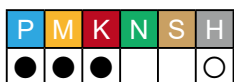
Solid Carbide Endmills

G550 - Ball Nose · Standard · 2F

球型銑刀 · 標準型 · 2 刃

- UNICO coating (Al, Ti, Cr, N) provides superior wear resistance and reduces the coefficient of friction.
- Suitable for HRC 30 to HRC 55 Ordinary Steel, Alloy Steel, Cast Iron, Heat-Resistant Steel, etc.
- It provides an excellent surface due to better surface grindings.
- New tool geometry increases wear resistance and cutting force is decreased.
- Suitable for high speed profile surface milling.

EPBSC



Order No. 訂購編碼	Radius (R)	Dia. (d)	CL (L1)	OAL (L)	Shank (D)	Flutes (Z)
EPBSC240200U	0.10R	0.2	0.4	50	4	2
EPBSC240300U	0.15R	0.3	0.6	50	4	2
EPBSC240400U	0.20R	0.4	0.8	50	4	2
EPBSC240500U	0.25R	0.5	1.0	50	4	2
EPBSC240600U	0.30R	0.6	1.2	50	4	2
EPBSC240700U	0.35R	0.7	1.4	50	4	2
EPBSC240800U	0.40R	0.8	1.6	50	4	2
EPBSC240900U	0.45R	0.9	1.8	50	4	2
EPBSC241000U	0.50R	1.0	2.0	50	4	2
EPBSC241500U	0.75R	1.5	3.0	50	4	2
EPBSC242000U	1.00R	2.0	4.0	50	4	2
EPBSC233000U	1.50R	3.0	6.0	50	3	2
EPBSC243000U	1.50R	3.0	6.0	50	4	2
EPBSC244000U	2.00R	4.0	8.0	50	4	2
EPBSC203000U	1.50R	3.0	6.0	50	6	2
EPBSC204000U	2.00R	4.0	8.0	50	6	2
EPBSC205000U	2.50R	5.0	10.0	50	6	2
EPBSC206000U	3.00R	6.0	12.0	50	6	2
EPBSC207000U	3.50R	7.0	14.0	60	8	2
EPBSC208000U	4.00R	8.0	16.0	60	8	2
EPBSC210000U	5.00R	10.0	20.0	75	10	2
EPBSC212000U	6.00R	12.0	24.0	75	12	2
EPBSC216000U	8.00R	16.0	32.0	100	16	2
EPBSC220000U	10.00R	20.0	40.0	100	20	2

Cutting conditions : Page B223

R Tolerance	
R ≤ 3	±0.015
R > 3	±0.020

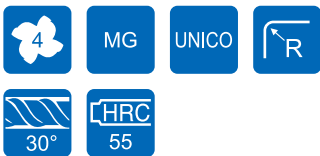
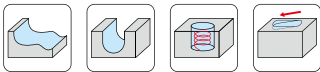
The coating can change to SNAX smooth coating (Al, Ti, Si, Cr, N) is optional.
提供塗層可選擇 SNAX 光滑塗層

G550 - Ball Nose · Standard · 4F

球型銑刀 · 標準型 · 4 刃

- UNICO coating (Al, Ti, Cr, N) provides superior wear resistance and reduces the coefficient of friction.
- Suitable for HRC 30 to HRC 55 Ordinary Steel, Alloy Steel, Cast Iron, Heat-Resistant Steel, Copper, FRP, etc.
- It provides an excellent surface due to better surface grindings.
- New tool geometry increases wear resistance and cutting force is decreased.
- Multiple flutes design improves the cutting surface.

EPBSC



Order No. 訂購編碼	Radius (R)	Dia. (d)	CL (L1)	OAL (L)	Shank (D)	Flutes (Z)
EPBSC442000U	1.0R	2	4	50	4	4
EPBSC443000U	1.5R	3	6	50	4	4
EPBSC444000U	2.0R	4	8	50	4	4
EPBSC404000U	2.0R	4	8	50	6	4
EPBSC405000U	2.5R	5	10	50	6	4
EPBSC406000U	3.0R	6	12	50	6	4
EPBSC408000U	4.0R	8	16	60	8	4
EPBSC410000U	5.0R	10	20	75	10	4
EPBSC412000U	6.0R	12	24	75	12	4
EPBSC416000U	8.0R	16	32	100	16	4
EPBSC420000U	10.0R	20	40	100	20	4

Solid Carbide Endmills

Cutting conditions : Page B223

R Tolerance	
R ≤ 3	±0.015
R > 3	±0.020

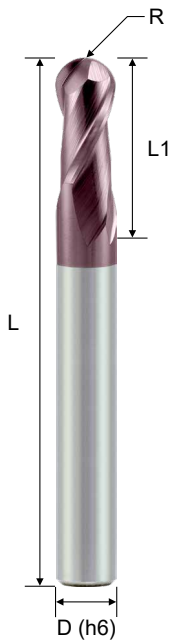
The coating can change to SNAX smooth coating (Al, Ti, Si, Cr, N) is optional.
提供塗層可選擇 SNAX 光滑塗層

G550 - Ball Nose · Long Shank · 2F

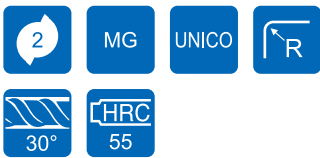
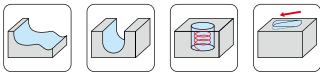
球型銑刀 · 長柄型 · 2 刃

- UNICO coating (Al, Ti, Cr, N) provides superior wear resistance and reduces the coefficient of friction.
- Suitable for HRC 30 to HRC 55 Ordinary Steel, Alloy Steel, Cast Iron, Heat-Resistant Steel, etc.
- It provides an excellent surface due to better surface grindings.
- New tool geometry increases wear resistance and cutting force is decreased.
- Suitable for high speed profile surface milling.

EPBLC



Order No. 訂購編碼	Radius (R)	Dia. (d)	CL (L1)	OAL (L)	Shank (D)	Flutes (Z)
EPBLC243007U	1.5R	3	6	75	4	2
EPBLC243010U	1.5R	3	6	100	4	2
EPBLC244006U	2.0R	4	8	60	4	2
EPBLC244007U	2.0R	4	8	75	4	2
EPBLC244010U	2.0R	4	8	100	4	2
EPBLC204006U	2.0R	4	8	60	6	2
EPBLC204007U	2.0R	4	8	75	6	2
EPBLC204010U	2.0R	4	8	100	6	2
EPBLC206006U	3.0R	6	12	60	6	2
EPBLC206007U	3.0R	6	12	75	6	2
EPBLC206010U	3.0R	6	12	100	6	2
EPBLC208007U	4.0R	8	16	75	8	2
EPBLC208010U	4.0R	8	16	100	8	2
EPBLC208015U	4.0R	8	16	150	8	2
EPBLC210010U	5.0R	10	20	100	10	2
EPBLC210015U	5.0R	10	20	150	10	2
EPBLC212010U	6.0R	12	24	100	12	2
EPBLC212015U	6.0R	12	24	150	12	2
EPBLC216015U	8.0R	16	32	150	16	2
EPBLC220015U	10.0R	20	40	150	20	2



R Tolerance	
R ≤ 3	±0.020
R > 3	±0.025

Cutting conditions : Page B224

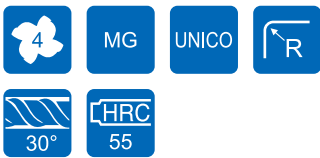
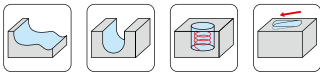

The coating can change to SNAX smooth coating (Al, Ti, Si, Cr, N) is optional.
提供塗層可選擇 SNAX 光滑塗層

G550 - Ball Nose · Long Shank · 4F

球型銑刀 · 長柄型 · 4 刃

- UNICO coating (Al, Ti, Cr, N) provides superior wear resistance and reduces the coefficient of friction.
- Suitable for HRC 30 to HRC 55 Ordinary Steel, Alloy Steel, Cast Iron, Heat-Resistant Steel, etc.
- It provides an excellent surface due to better surface grindings.
- New tool geometry increases wear resistance and cutting force is decreased.
- Multiple flutes design and long shank design makes possible deep surface cutting.

EPBLC



Order No. 訂購編碼	Radius (R)	Dia. (d)	CL (L1)	OAL (L)	Shank (D)	Flutes (Z)
EPBLC444007U	2R	4	8	75	4	4
EPBLC444010U	2R	4	8	100	4	4
EPBLC404007U	2R	4	8	75	6	4
EPBLC404010U	2R	4	8	100	6	4
EPBLC406007U	3R	6	12	75	6	4
EPBLC406010U	3R	6	12	100	6	4
EPBLC408007U	4R	8	16	75	8	4
EPBLC408010U	4R	8	16	100	8	4
EPBLC408015U	4R	8	16	150	8	4
EPBLC410010U	5R	10	20	100	10	4
EPBLC410015U	5R	10	20	150	10	4
EPBLC412010U	6R	12	24	100	12	4
EPBLC412015U	6R	12	24	150	12	4
EPBLC416015U	8R	16	32	150	16	4

Solid Carbide Endmills

Cutting conditions : Page B224

R Tolerance	
R ≤ 3	±0.020
R > 3	±0.025


The coating can change to SNAX smooth coating (Al, Ti, Si, Cr, N) is optional.
提供塗層可選擇 SNAX 光滑塗層

G550 - Ball Nose · Stub Length · 2F

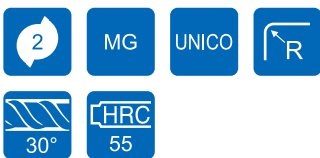
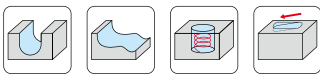
球型銑刀 · 短刃型 · 2 刃

- UNICO coating (Al, Ti, Cr, N) provides superior wear resistance and reduces the coefficient of friction.
- The cutting length of approximately 1×D.
- Short cutting length with high rigidity is suitable for high feed milling.
- For die, mold, mechanical and electronic parts made of steel.
- Good for surface milling.

EPBHC



Order No. 訂購編碼	Radius (R)	Dia. (d)	CL (L1)	OAL (L)	Shank (D)	Flutes (Z)
EPBHC240200U	0.10R	0.2	0.2	50	4	2
EPBHC240300U	0.15R	0.3	0.3	50	4	2
EPBHC240400U	0.20R	0.4	0.4	50	4	2
EPBHC240500U	0.25R	0.5	0.5	50	4	2
EPBHC240600U	0.30R	0.6	0.6	50	4	2
EPBHC240700U	0.35R	0.7	0.7	50	4	2
EPBHC240800U	0.40R	0.8	0.8	50	4	2
EPBHC240900U	0.45R	0.9	0.9	50	4	2
EPBHC241000U	0.50R	1.0	1.0	50	4	2
EPBHC241200U	0.60R	1.2	1.2	50	4	2
EPBHC241400U	0.70R	1.4	1.4	50	4	2
EPBHC241500U	0.75R	1.5	1.5	50	4	2
EPBHC241600U	0.80R	1.6	1.6	50	4	2
EPBHC241800U	0.90R	1.8	1.8	50	4	2
EPBHC242000U	1.00R	2.0	2.0	50	4	2
EPBHC242500U	1.25R	2.5	2.5	50	4	2
EPBHC203000U	1.50R	3.0	3.0	50	6	2
EPBHC204000U	2.00R	4.0	4.0	50	6	2
EPBHC205000U	2.50R	5.0	5.0	50	6	2
EPBHC206000U	3.00R	6.0	9.0	50	6	2



R Tolerance	
R ≤ 3	±0.015
R > 3	±0.020

Cutting conditions : Page B225

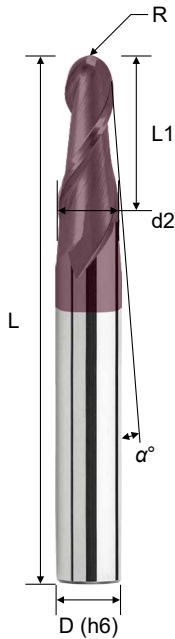
The coating can change to SNAX smooth coating (Al, Ti, Si, Cr, N) is optional.
提供塗層可選擇 SNAX 光滑塗層

G550 - Ball Nose · Taper · 2F

球型銑刀 · 斜度型 · 2 刃

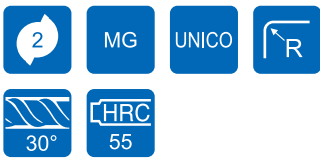
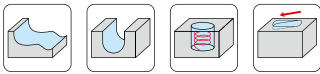
- UNICO coating (Al, Ti, Cr, N) provides superior wear resistance and reduces the coefficient of friction.
- Suitable for HRC 30 to HRC 55 Ordinary Steel, Alloy Steel, Cast Iron, Heat-Resistant Steel, etc.
- Tape cutting length is convenient for high performance 3D milling.
- Stronger geometry design gives good wear resistance.

EPBST



Order No. 訂購編碼	Radius (R)	α°	CL (L1)	NL (d2)	OAL (L)	Shank (D)	Flutes (Z)
EPBST242010U	1.00R	1°	8	2.24	50	4	2
EPBST242030U	1.00R	3°	8	2.74	50	4	2
EPBST242050U	1.00R	5°	8	3.23	50	4	2
EPBST242510U	1.25R	1°	10	2.81	50	4	2
EPBST242530U	1.25R	3°	10	3.42	50	4	2
EPBST202550U	1.25R	5°	10	4.04	50	6	2
EPBST243010U	1.50R	1°	12	3.37	50	4	2
EPBST203030U	1.50R	3°	12	4.10	50	6	2
EPBST203050U	1.50R	5°	12	4.85	50	6	2
EPBST204010U	2.00R	1°	16	4.49	60	6	2
EPBST204030U	2.00R	3°	16	5.47	60	6	2
EPBST204050U	2.00R	5°	16	6.46	60	8	2
EPBST206010U	3.00R	1°	24	6.73	75	8	2
EPBST206030U	3.00R	3°	24	8.20	75	10	2
EPBST206050U	3.00R	5°	24	9.67	75	10	2

Solid Carbide Endmills



Cutting conditions : Page B225

R Tolerance	
R ≤ 3	±0.015
R > 3	±0.020

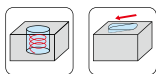
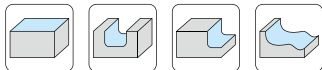
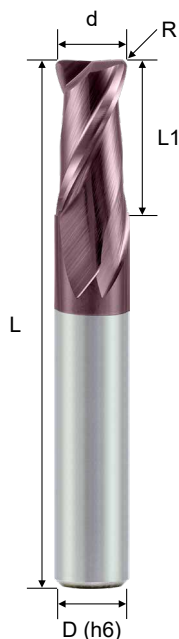
The coating can change to SNAX smooth coating (Al, Ti, Si, Cr, N) is optional.
提供塗層可選擇 SNAX 光滑塗層

G550 - Corner Radius · Standard · 2F

圓鼻銑刀 · 標準型 · 2 刃

- UNICO coating (Al, Ti, Cr, N) provides superior wear resistance and reduces the coefficient of friction.
- Suitable for HRC 30 to HRC 55 Ordinary Steel, Alloy Steel, Cast Iron, Heat-Resistant Steel, etc.
- Corner radius design is suitable for high speed surface milling and profiling.

EPCSC



d Tolerance	
d ≤ 6	0 ~ -0.02
6 < d ≤ 12	0 ~ -0.03
d > 12	0 ~ -0.04

R Tolerance	
R < 2	±0.015
R ≥ 2	±0.020

Order No. 訂購編碼	Dia. (d)	Corner Radius (R)	CL (L1)	OAL (L)	Shank (D)	Flutes (Z)
EPCSC241001U	1.0	0.1R	2	50	4	2
EPCSC241002U	1.0	0.2R	2	50	4	2
EPCSC241003U	1.0	0.3R	2	50	4	2
EPCSC241502U	1.5	0.2R	3	50	4	2
EPCSC241503U	1.5	0.3R	3	50	4	2
EPCSC241505U	1.5	0.5R	3	50	4	2
EPCSC242002U	2.0	0.2R	4	50	4	2
EPCSC242003U	2.0	0.3R	4	50	4	2
EPCSC242005U	2.0	0.5R	4	50	4	2
EPCSC243002U	3.0	0.2R	6	50	4	2
EPCSC243003U	3.0	0.3R	6	50	4	2
EPCSC243005U	3.0	0.5R	6	50	4	2
EPCSC244002U	4.0	0.2R	8	50	4	2
EPCSC244003U	4.0	0.3R	8	50	4	2
EPCSC244005U	4.0	0.5R	8	50	4	2
EPCSC244010U	4.0	1R	8	50	4	2
EPCSC204003U	4.0	0.3R	8	50	6	2
EPCSC204005U	4.0	0.5R	8	50	6	2
EPCSC204010U	4.0	1.0R	8	50	6	2
EPCSC205005U	5.0	0.5R	10	50	6	2
EPCSC205010U	5.0	1.0R	10	50	6	2
EPCSC206003U	6.0	0.3R	12	50	6	2
EPCSC206005U	6.0	0.5R	12	50	6	2
EPCSC206010U	6.0	1.0R	12	50	6	2
EPCSC208005U	8.0	0.5R	16	60	8	2
EPCSC208010U	8.0	1.0R	16	60	8	2
EPCSC208015U	8.0	1.5R	16	60	8	2
EPCSC210005U	10.0	0.5R	20	75	10	2
EPCSC210010U	10.0	1.0R	20	75	10	2
EPCSC210015U	10.0	1.5R	20	75	10	2
EPCSC212020U	10.0	2.0R	20	75	10	2
EPCSC212005U	12.0	0.5R	20	75	12	2
EPCSC212010U	12.0	1.0R	20	75	12	2
EPCSC212015U	12.0	1.5R	20	75	12	2
EPCSC212020U	12.0	2.0R	20	75	12	2

Cutting conditions : Page B226

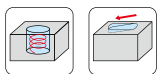
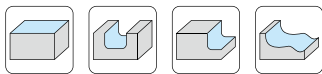
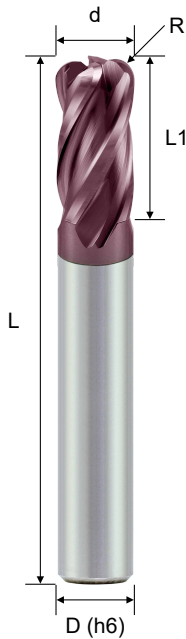
The coating can change to SNAX smooth coating (Al, Ti, Si, Cr, N) is optional.
提供塗層可選擇 SNAX 光滑塗層

G550 - Corner Radius · Standard · 4F

圓鼻銑刀 · 標準型 · 4 刃

- UNICO coating (Al, Ti, Cr, N) provides superior wear resistance and reduces the coefficient of friction.
- Suitable for HRC 30 to HRC 55 Ordinary Steel, Alloy Steel, Cast Iron, Heat-Resistant Steel, etc.
- Corner radius with multiple design increases the finish milling surface.

EPCSC



d Tolerance	
d ≤ 6	0 ~ -0.02
6 < d ≤ 12	0 ~ -0.03
d > 12	0 ~ -0.04

R Tolerance	
R < 2	±0.015
R ≥ 2	±0.020

Order No. 訂購編碼	Dia. (d)	Corner Radius (R)	CL (L1)	OAL (L)	Shank (D)	Flutes (Z)
EPCSC441002U	1.0	0.2R	2	50	4	4
EPCSC441003U	1.0	0.3R	2	50	4	4
EPCSC441502U	1.5	0.2R	3	50	4	4
EPCSC441503U	1.5	0.3R	3	50	4	4
EPCSC441505U	1.5	0.5R	3	50	4	4
EPCSC442002U	2.0	0.2R	4	50	4	4
EPCSC442003U	2.0	0.3R	4	50	4	4
EPCSC442005U	2.0	0.5R	4	50	4	4
EPCSC443002U	3.0	0.2R	6	50	4	4
EPCSC443003U	3.0	0.3R	6	50	4	4
EPCSC433005U	3.0	0.5R	6	50	3	4
EPCSC443005U	3.0	0.5R	6	50	4	4
EPCSC443010U	3.0	1.0R	6	50	4	4
EPCSC403003U	3.0	0.3R	6	50	6	4
EPCSC403005U	3.0	0.5R	6	50	6	4
EPCSC403010U	3.0	1.0R	6	50	6	4
EPCSC444001U	4.0	0.1R	8	50	4	4
EPCSC444002U	4.0	0.2R	8	50	4	4
EPCSC444003U	4.0	0.3R	8	50	4	4
EPCSC444005U	4.0	0.5R	8	50	4	4
EPCSC444010U	4.0	1.0R	8	50	4	4
EPCSC404003U	4.0	0.3R	8	50	6	4
EPCSC404005U	4.0	0.5R	8	50	6	4
EPCSC404010U	4.0	1.0R	8	50	6	4
EPCSC405005U	5.0	0.5R	10	50	6	4
EPCSC405010U	5.0	1.0R	10	50	6	4
EPCSC406003U	6.0	0.3R	12	50	6	4
EPCSC406005U	6.0	0.5R	12	50	6	4
EPCSC406010U	6.0	1.0R	12	50	6	4
EPCSC408002U	8.0	0.2R	16	60	8	4
EPCSC408005U	8.0	0.5R	16	60	8	4
EPCSC408010U	8.0	1.0R	16	60	8	4
EPCSC408015U	8.0	1.5R	16	60	8	4
EPCSC410002U	10.0	0.2R	20	75	10	4
EPCSC410005U	10.0	0.5R	20	75	10	4
EPCSC410010U	10.0	1.0R	20	75	10	4
EPCSC410015U	10.0	1.5R	20	75	10	4
EPCSC410020U	10.0	2.0R	20	75	10	4
EPCSC412005U	12.0	0.5R	24	75	12	4
EPCSC412010U	12.0	1.0R	24	75	12	4
EPCSC412015U	12.0	1.5R	24	75	12	4
EPCSC412020U	12.0	2.0R	24	75	12	4
EPCSC412030U	12.0	3.0R	24	75	12	4
EPCSC416010U	16.0	1.0R	32	100	16	4
EPCSC416020U	16.0	2.0R	32	100	16	4
EPCSC416030U	16.0	3.0R	32	100	16	4

Cutting conditions : Page B226

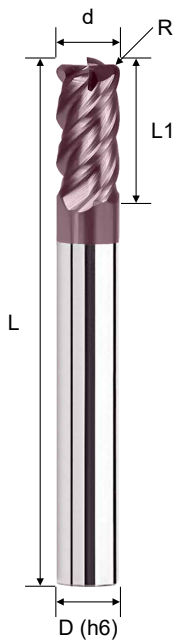
The coating can change to SNAX smooth coating (Al, Ti, Si, Cr, N) is optional. 提供塗層可選擇 SNAX 光滑塗層

G550 - Corner Radius · High Helix · 4F

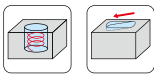
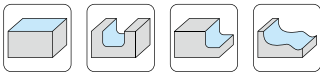
圓鼻銑刀 · 高導型 · 4 刃

- UNICO coating (Al, Ti, Cr, N) provides superior wear resistance and reduces the coefficient of friction.
- Suitable for HRC 30 to HRC 55 Ordinary Steel, Alloy Steel, Cast Iron, Heat-Resistant Steel, etc.
- Corner radius with high helix angle improves the side milling quality.

EPCSH



Order No. 訂購編碼	Dia. (d)	Corner Radius (R)	CL (L1)	OAL (L)	Shank (D)	Flutes (Z)
EPCSH443005U	3.0	0.5R	6	50	4	4
EPCSH444005U	4.0	0.5R	8	50	4	4
EPCSH405005U	5.0	0.5R	10	50	6	4
EPCSH405010U	5.0	1.0R	10	50	6	4
EPCSH406005U	6.0	0.5R	12	50	6	4
EPCSH406010U	6.0	1.0R	12	50	6	4
EPCSH408005U	8.0	0.5R	16	60	8	4
EPCSH408010U	8.0	1.0R	16	60	8	4
EPCSH410005U	10.0	0.5R	20	75	10	4
EPCSH410010U	10.0	1.0R	20	75	10	4
EPCSH410015U	10.0	1.5R	20	75	10	4
EPCSH410020U	10.0	2.0R	20	75	10	4
EPCSH412010U	12.0	1.0R	24	75	12	4
EPCSH412020U	12.0	2.0R	24	75	12	4
EPCSH412030U	12.0	3.0R	24	75	12	4



Cutting conditions : Page B227

d Tolerance	
d ≤ 6	0 ~ -0.02
6 < d ≤ 12	0 ~ -0.03
d > 12	0 ~ -0.04

R Tolerance	
R < 2	±0.015
R ≥ 2	±0.020

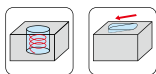
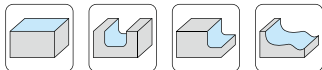
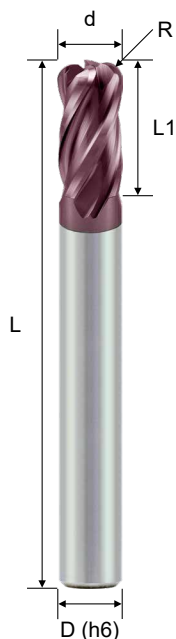
The coating can change to SNAX smooth coating (Al, Ti, Si, Cr, N) is optional.
提供塗層可選擇 SNAX 光滑塗層

G550 - Corner Radius · Long Shank · 4F

圓鼻銑刀 · 長柄型 · 4 刃

- UNICO coating (Al, Ti, Cr, N) provides superior wear resistance and reduces the coefficient of friction.
- Suitable for HRC 30 to HRC 55 Ordinary Steel, Alloy Steel, Cast Iron, Heat-Resistant Steel, etc.
- Corner radius with multiple flutes is suitable for general cutting and 3D milling.

EPCLC



Order No. 訂購編碼	Dia. (d)	Corner Radius (R)	CL (L1)	OAL (L)	Shank (D)	Flutes (Z)
EPCLC44400507U	4	0.5R	8	75	4	4
EPCLC44400510U	4	0.5R	8	100	4	4
EPCLC40300507U	3	0.5R	6	75	6	4
EPCLC40301007U	3	1.0R	6	75	6	4
EPCLC40400507U	4	0.5R	8	75	6	4
EPCLC40401007U	4	1.0R	8	75	6	4
EPCLC40500507U	5	0.5R	10	75	6	4
EPCLC40501007U	5	1.0R	10	75	6	4
EPCLC40600507U	6	0.5R	12	75	6	4
EPCLC40601007U	6	1.0R	12	75	6	4
EPCLC40600510U	6	0.5R	12	100	6	4
EPCLC40800507U	8	0.5R	16	75	8	4
EPCLC40800510U	8	0.5R	16	100	8	4
EPCLC40801010U	8	1.0R	16	100	8	4
EPCLC40801510U	8	1.5R	16	100	8	4
EPCLC41000510U	10	0.5R	20	100	10	4
EPCLC41001010U	10	1.0R	20	100	10	4
EPCLC41001510U	10	1.5R	20	100	10	4
EPCLC41002010U	10	2.0R	20	100	10	4
EPCLC41000515U	10	0.5R	20	150	10	4
EPCLC41200510U	12	0.5R	24	100	12	4
EPCLC41201010U	12	1.0R	24	100	12	4
EPCLC41201510U	12	1.5R	24	100	12	4
EPCLC41202010U	12	2.0R	24	100	12	4
EPCLC41200515U	12	0.5R	24	150	12	4
EPCLC41601015U	16	1.0R	32	150	16	4
EPCLC41602015U	16	2.0R	32	150	16	4
EPCLC41603015U	16	3.0R	32	150	16	4

Solid Carbide Endmills

Cutting conditions : Page B227

The coating can change to SNAX smooth coating (Al, Ti, Si, Cr, N) is optional.
提供塗層可選擇 SNAX 光滑塗層

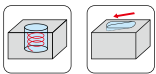
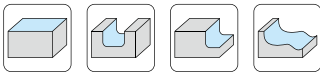
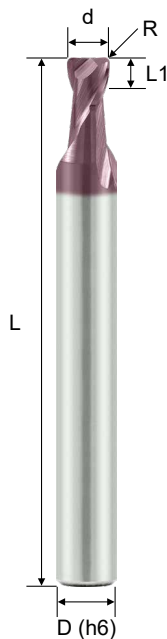
d Tolerance	
d ≤ 6	0 ~ -0.03
6 < d ≤ 12	0 ~ -0.04
d > 12	0 ~ -0.05
R Tolerance	
R < 2	±0.020
R ≥ 2	±0.025

G550 - Corner Radius · Stub Length · 2F

圓鼻銑刀 · 短刃型 · 2 刃

- UNICO coating (Al, Ti, Cr, N) provides superior wear resistance and reduces the coefficient of friction.
- The cutting length of approximately 1×D.
- Short cutting length with high rigidity is suitable for high feed milling.
- For die, mold, mechanical and electronic parts made of steel.
- Good for surface milling.

EPCHC



d Tolerance	
d ≤ 6	0 ~ -0.02
6 < d ≤ 12	0 ~ -0.03
d > 12	0 ~ -0.04

R Tolerance	
R < 2	±0.015
R ≥ 2	±0.020

Order No. 訂購編碼	Dia. (d)	Corner Radius (R)	CL (L1)	OAL (L)	Shank (D)	Flutes (Z)
EPCHC241001U	1.0	0.1R	1.0	50	4	2
EPCHC241002U	1.0	0.2R	1.0	50	4	2
EPCHC241003U	1.0	0.3R	1.0	50	4	2
EPCHC241201U	1.2	0.1R	1.2	50	4	2
EPCHC241202U	1.2	0.2R	1.2	50	4	2
EPCHC241203U	1.2	0.3R	1.2	50	4	2
EPCHC241501U	1.5	0.1R	1.5	50	4	2
EPCHC241502U	1.5	0.2R	1.5	50	4	2
EPCHC241503U	1.5	0.3R	1.5	50	4	2
EPCHC241505U	1.5	0.5R	1.5	50	4	2
EPCHC242001U	2.0	0.1R	2.0	50	4	2
EPCHC242002U	2.0	0.2R	2.0	50	4	2
EPCHC242003U	2.0	0.3R	2.0	50	4	2
EPCHC242005U	2.0	0.5R	2.0	50	4	2
EPCHC242501U	2.5	0.1R	2.5	50	4	2
EPCHC242502U	2.5	0.2R	2.5	50	4	2
EPCHC242503U	2.5	0.3R	2.5	50	4	2
EPCHC242505U	2.5	0.5R	2.5	50	4	2
EPCHC203001U	3.0	0.1R	3.0	50	6	2
EPCHC203002U	3.0	0.2R	3.0	50	6	2
EPCHC203003U	3.0	0.3R	3.0	50	6	2
EPCHC203005U	3.0	0.5R	3.0	50	6	2
EPCHC203010U	3.0	1.0R	3.0	50	6	2
EPCHC204001U	4.0	0.1R	4.0	50	6	2
EPCHC204002U	4.0	0.2R	4.0	50	6	2
EPCHC204003U	4.0	0.3R	4.0	50	6	2
EPCHC204005U	4.0	0.5R	4.0	50	6	2
EPCHC204010U	4.0	1.0R	4.0	50	6	2
EPCHC205001U	5.0	0.1R	5.0	50	6	2
EPCHC205002U	5.0	0.2R	5.0	50	6	2
EPCHC205003U	5.0	0.3R	5.0	50	6	2
EPCHC205005U	5.0	0.5R	5.0	50	6	2
EPCHC205010U	5.0	1.0R	5.0	50	6	2
EPCHC206001U	6.0	0.1R	7.0	50	6	2
EPCHC206002U	6.0	0.2R	7.0	50	6	2
EPCHC206003U	6.0	0.3R	7.0	50	6	2
EPCHC206005U	6.0	0.5R	7.0	50	6	2
EPCHC206010U	6.0	1.0R	7.0	50	6	2
EPCHC206015U	6.0	1.5R	7.0	50	6	2

Cutting conditions : Page B228

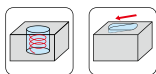
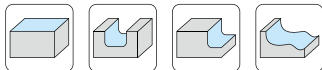
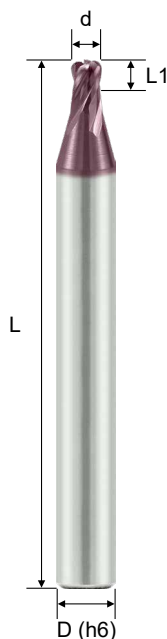
The coating can change to SNAX smooth coating (Al, Ti, Si, Cr, N) is optional.
提供塗層可選擇 SNAX 光滑塗層

G550 - Corner Radius · Stub Length · 4F

圓鼻銑刀 · 短刃型 · 4 刃

- UNICO coating (Al, Ti, Cr, N) provides superior wear resistance and reduces the coefficient of friction.
- The cutting length of approximately 1×D.
- Short cutting length with high rigidity is suitable for high feed milling.
- For die, mold, mechanical and electronic parts made of steel.
- Good for surface milling.

EPCHC



Order No. 訂購編碼	Dia. (d)	Corner Radius (R)	CL (L1)	OAL (L)	Shank (D)	Flutes (Z)
EPCHC442001U	2.0	0.1R	2.0	50	4	4
EPCHC442002U	2.0	0.2R	2.0	50	4	4
EPCHC442003U	2.0	0.3R	2.0	50	4	4
EPCHC442005U	2.0	0.5R	2.0	50	4	4
EPCHC442501U	2.5	0.1R	2.5	50	4	4
EPCHC442502U	2.5	0.2R	2.5	50	4	4
EPCHC442503U	2.5	0.3R	2.5	50	4	4
EPCHC442505U	2.5	0.5R	2.5	50	4	4
EPCHC403001U	3.0	0.1R	3.0	50	6	4
EPCHC403002U	3.0	0.2R	3.0	50	6	4
EPCHC403003U	3.0	0.3R	3.0	50	6	4
EPCHC403005U	3.0	0.5R	3.0	50	6	4
EPCHC403010U	3.0	1.0R	3.0	50	6	4
EPCHC404001U	4.0	0.1R	4.0	50	6	4
EPCHC404002U	4.0	0.2R	4.0	50	6	4
EPCHC404003U	4.0	0.3R	4.0	50	6	4
EPCHC404005U	4.0	0.5R	4.0	50	6	4
EPCHC404010U	4.0	1.0R	4.0	50	6	4
EPCHC405001U	5.0	0.1R	5.0	50	6	4
EPCHC405002U	5.0	0.2R	5.0	50	6	4
EPCHC405003U	5.0	0.3R	5.0	50	6	4
EPCHC405005U	5.0	0.5R	5.0	50	6	4
EPCHC405010U	5.0	1.0R	5.0	50	6	4
EPCHC406001U	6.0	0.1R	7.0	50	6	4
EPCHC406002U	6.0	0.2R	7.0	50	6	4
EPCHC406003U	6.0	0.3R	7.0	50	6	4
EPCHC406005U	6.0	0.5R	7.0	50	6	4
EPCHC406010U	6.0	1.0R	7.0	50	6	4
EPCHC406015U	6.0	1.5R	7.0	50	6	4

Cutting conditions : Page B228

d Tolerance	
d ≤ 6	0 ~ -0.02
6 < d ≤ 12	0 ~ -0.03
d > 12	0 ~ -0.04

R Tolerance	
R < 2	±0.015
R ≥ 2	±0.020

The coating can change to SNAX smooth coating (Al, Ti, Si, Cr, N) is optional.
提供塗層可選擇 SNAX 光滑塗層

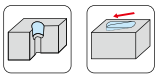
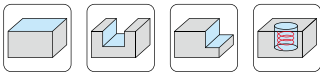
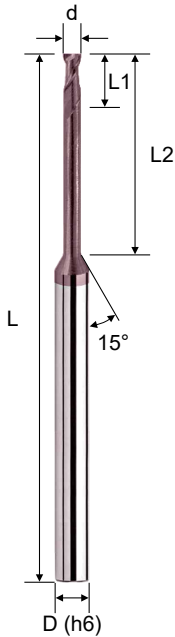
Solid Carbide Endmills

G550 - Long Neck · Square · 2F

長頸型 · 平銑刀 · 2 刃

- UNICO coating (Al, Ti, Cr, N) provides superior wear resistance and reduces the coefficient of friction.
- Suitable for HRC 30 to HRC 55 Ordinary Steel, Alloy Steel, Cast Iron, Heat-Resistant Steel, etc.
- Toughness and reduction of vibration.
- Available in various cut lengths.
- Suitable for deep cutting application.

EPSRC



Order No. 訂購編碼	Dia. (d)	CL (L1)	EFF-L (L2)	OAL (L)	Shank (D)	Flutes (Z)
EPSRC240201U	0.2	0.3	1	50	4	2
EPSRC240202U	0.2	0.3	2	50	4	2
EPSRC240301U	0.3	0.4	1	50	4	2
EPSRC240302U	0.3	0.4	2	50	4	2
EPSRC240303U	0.3	0.4	3	50	4	2
EPSRC240304U	0.3	0.4	4	50	4	2
EPSRC240305U	0.3	0.4	5	50	4	2
EPSRC240401U	0.4	0.5	1	50	4	2
EPSRC240402U	0.4	0.5	2	50	4	2
EPSRC240403U	0.4	0.5	3	50	4	2
EPSRC240404U	0.4	0.5	4	50	4	2
EPSRC240405U	0.4	0.5	5	50	4	2
EPSRC240406U	0.4	0.5	6	50	4	2
EPSRC240408U	0.4	0.5	8	50	4	2
EPSRC240410U	0.4	0.5	10	50	4	2
EPSRC240502U	0.5	0.6	2	50	4	2
EPSRC240503U	0.5	0.6	3	50	4	2
EPSRC240504U	0.5	0.6	4	50	4	2
EPSRC240505U	0.5	0.6	5	50	4	2
EPSRC240506U	0.5	0.6	6	50	4	2
EPSRC240508U	0.5	0.6	8	50	4	2
EPSRC240510U	0.5	0.6	10	50	4	2
EPSRC240512U	0.5	0.6	12	50	4	2
EPSRC240514U	0.5	0.6	14	50	4	2

Cutting conditions : Page B229

d Tolerance	
d ≤ 6	0 ~ -0.02
6 < d ≤ 12	0 ~ -0.03
d > 12	0 ~ -0.04

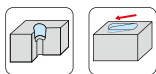
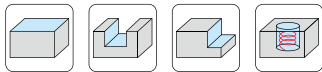
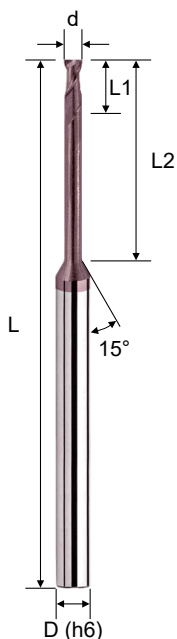
The coating can change to SNAX smooth coating (Al, Ti, Si, Cr, N) is optional.
提供塗層可選擇 SNAX 光滑塗層

G550 - Long Neck · Square · 2F

長頸型 · 平銑刀 · 2 刃

- UNICO coating (Al, Ti, Cr, N) provides superior wear resistance and reduces the coefficient of friction.
- Suitable for HRC 30 to HRC 55 Ordinary Steel, Alloy Steel, Cast Iron, Heat-Resistant Steel, etc.
- Toughness and reduction of vibration.
- Available in various cut lengths.
- Suitable for deep cutting application.

EPSRC



Order No. 訂購編碼	Dia. (d)	CL (L1)	EFF-L (L2)	OAL (L)	Shank (D)	Flutes (Z)
EPSRC240602U	0.6	0.7	2	50	4	2
EPSRC240603U	0.6	0.7	3	50	4	2
EPSRC240604U	0.6	0.7	4	50	4	2
EPSRC240605U	0.6	0.7	5	50	4	2
EPSRC240606U	0.6	0.7	6	50	4	2
EPSRC240608U	0.6	0.7	8	50	4	2
EPSRC240610U	0.6	0.7	10	50	4	2
EPSRC240612U	0.6	0.7	12	50	4	2
EPSRC240614U	0.6	0.7	14	50	4	2
EPSRC240616U	0.6	0.7	16	50	4	2
EPSRC240702U	0.7	0.8	2	50	4	2
EPSRC240704U	0.7	0.8	4	50	4	2
EPSRC240706U	0.7	0.8	6	50	4	2
EPSRC240708U	0.7	0.8	8	50	4	2
EPSRC240710U	0.7	0.8	10	50	4	2
EPSRC240712U	0.7	0.8	12	50	4	2
EPSRC240802U	0.8	1.0	2	50	4	2
EPSRC240804U	0.8	1.0	4	50	4	2
EPSRC240806U	0.8	1.0	6	50	4	2
EPSRC240808U	0.8	1.0	8	50	4	2
EPSRC240810U	0.8	1.0	10	50	4	2
EPSRC240812U	0.8	1.0	12	50	4	2
EPSRC240814U	0.8	1.0	14	50	4	2
EPSRC240906U	0.9	1.1	6	50	4	2
EPSRC240908U	0.9	1.1	8	50	4	2
EPSRC240910U	0.9	1.1	10	50	4	2

Solid Carbide Endmills

Cutting conditions : Page B229

d Tolerance	
d ≤ 6	0 ~ -0.02
6 < d ≤ 12	0 ~ -0.03
d > 12	0 ~ -0.04

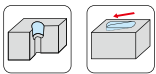
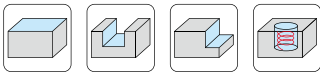
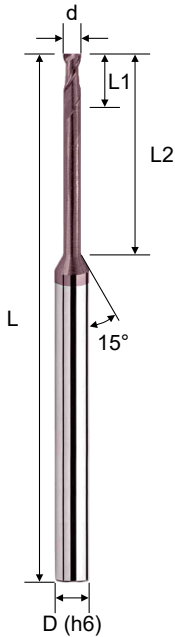
The coating can change to SNAX smooth coating (Al, Ti, Si, Cr, N) is optional.
提供塗層可選擇 SNAX 光滑塗層

G550 - Long Neck · Square · 2F

長頸型 · 平銑刀 · 2 刃

- UNICO coating (Al, Ti, Cr, N) provides superior wear resistance and reduces the coefficient of friction.
- Suitable for HRC 30 to HRC 55 Ordinary Steel, Alloy Steel, Cast Iron, Heat-Resistant Steel, etc.
- Toughness and reduction of vibration.
- Available in various cut lengths.
- Suitable for deep cutting application.

EPSRC



Order No. 訂購編碼	Dia. (d)	CL (L1)	EFF-L (L2)	OAL (L)	Shank (D)	Flutes (Z)
EPSRC241002U	1.0	1.2	2	50	4	2
EPSRC241003U	1.0	1.2	3	50	4	2
EPSRC241004U	1.0	1.2	4	50	4	2
EPSRC241005U	1.0	1.2	5	50	4	2
EPSRC241006U	1.0	1.2	6	50	4	2
EPSRC241008U	1.0	1.2	8	50	4	2
EPSRC241010U	1.0	1.2	10	50	4	2
EPSRC241012U	1.0	1.2	12	50	4	2
EPSRC241014U	1.0	1.2	14	50	4	2
EPSRC241016U	1.0	1.2	16	50	4	2
EPSRC241018U	1.0	1.2	18	50	4	2
EPSRC241020U	1.0	1.2	20	50	4	2
EPSRC241204U	1.2	1.5	4	50	4	2
EPSRC241206U	1.2	1.5	6	50	4	2
EPSRC241208U	1.2	1.5	8	50	4	2
EPSRC241210U	1.2	1.5	10	50	4	2
EPSRC241212U	1.2	1.5	12	50	4	2
EPSRC241216U	1.2	1.5	16	50	4	2
EPSRC241220U	1.2	1.5	20	50	4	2
EPSRC241406U	1.4	1.8	6	50	4	2
EPSRC241408U	1.4	1.8	8	50	4	2
EPSRC241410U	1.4	1.8	10	50	4	2
EPSRC241414U	1.4	1.8	14	50	4	2
EPSRC241416U	1.4	1.8	16	50	4	2
EPSRC241420U	1.4	1.8	20	50	4	2

Cutting conditions : Page B229

d Tolerance	
d ≤ 6	0 ~ -0.02
6 < d ≤ 12	0 ~ -0.03
d > 12	0 ~ -0.04

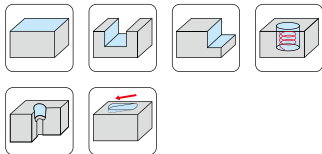
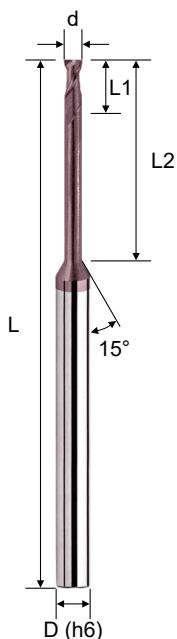
The coating can change to SNAX smooth coating (Al, Ti, Si, Cr, N) is optional.
提供塗層可選擇 SNAX 光滑塗層

G550 - Long Neck · Square · 2F

長頸型 · 平銑刀 · 2 刃

- UNICO coating (Al, Ti, Cr, N) provides superior wear resistance and reduces the coefficient of friction.
- Suitable for HRC 30 to HRC 55 Ordinary Steel, Alloy Steel, Cast Iron, Heat-Resistant Steel, etc.
- Toughness and reduction of vibration.
- Available in various cut lengths.
- Suitable for deep cutting application.

EPSRC



Order No. 訂購編碼	Dia. (d)	CL (L1)	EFF-L (L2)	OAL (L)	Shank (D)	Flutes (Z)
EPSRC241504U	1.5	1.8	4	50	4	2
EPSRC241506U	1.5	1.8	6	50	4	2
EPSRC241508U	1.5	1.8	8	50	4	2
EPSRC241510U	1.5	1.8	10	50	4	2
EPSRC241512U	1.5	1.8	12	50	4	2
EPSRC241514U	1.5	1.8	14	50	4	2
EPSRC241516U	1.5	1.8	16	50	4	2
EPSRC241518U	1.5	1.8	18	50	4	2
EPSRC241520U	1.5	1.8	20	50	4	2
EPSRC241610U	1.6	1.9	10	50	4	2
EPSRC241614U	1.6	1.9	14	50	4	2
EPSRC241618U	1.6	1.9	18	50	4	2
EPSRC241810U	1.8	2.0	10	50	4	2
EPSRC241814U	1.8	2.0	14	50	4	2
EPSRC241818U	1.8	2.0	18	50	4	2
EPSRC242004U	2.0	2.5	4	50	4	2
EPSRC242006U	2.0	2.5	6	50	4	2
EPSRC242008U	2.0	2.5	8	50	4	2
EPSRC242010U	2.0	2.5	10	50	4	2
EPSRC242012U	2.0	2.5	12	50	4	2
EPSRC242014U	2.0	2.5	14	50	4	2
EPSRC242016U	2.0	2.5	16	50	4	2
EPSRC242018U	2.0	2.5	18	50	4	2
EPSRC242020U	2.0	2.5	20	50	4	2
EPSRC242022U	2.0	2.5	22	60	4	2
EPSRC242025U	2.0	2.5	25	60	4	2
EPSRC242030U	2.0	2.5	30	75	4	2
EPSRC242035U	2.0	2.5	35	75	4	2

Cutting conditions : Page B229

d Tolerance	
d ≤ 6	0 ~ -0.02
6 < d ≤ 12	0 ~ -0.03
d > 12	0 ~ -0.04

The coating can change to SNAX smooth coating (Al, Ti, Si, Cr, N) is optional.
提供塗層可選擇 SNAX 光滑塗層

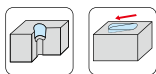
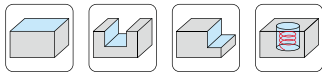
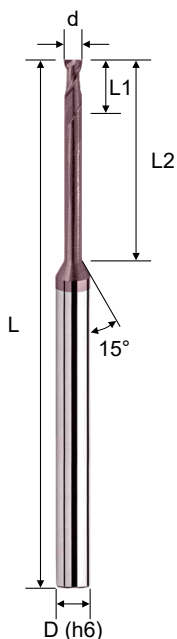
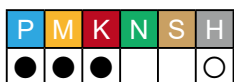
Solid Carbide Endmills

G550 - Long Neck · Square · 2F

長頸型 · 平銑刀 · 2 刃

- UNICO coating (Al, Ti, Cr, N) provides superior wear resistance and reduces the coefficient of friction.
- Suitable for HRC 30 to HRC 55 Ordinary Steel, Alloy Steel, Cast Iron, Heat-Resistant Steel, etc.
- Toughness and reduction of vibration.
- Available in various cut lengths.
- Suitable for deep cutting application.

EPSRC



Order No. 訂購編碼	Dia. (d)	CL (L1)	EFF-L (L2)	OAL (L)	Shank (D)	Flutes (Z)
EPSRC242508U	2.5	3.0	8	50	4	2
EPSRC242510U	2.5	3.0	10	50	4	2
EPSRC242512U	2.5	3.0	12	50	4	2
EPSRC242516U	2.5	3.0	16	50	4	2
EPSRC242520U	2.5	3.0	20	50	4	2
EPSRC242525U	2.5	3.0	25	60	4	2
EPSRC242530U	2.5	3.0	30	75	4	2
EPSRC242535U	2.5	3.0	35	75	4	2
EPSRC203006U	3.0	3.5	6	50	6	2
EPSRC203010U	3.0	3.5	10	50	6	2
EPSRC203012U	3.0	3.5	12	50	6	2
EPSRC203016U	3.0	3.5	16	50	6	2
EPSRC203020U	3.0	3.5	20	60	6	2
EPSRC203025U	3.0	3.5	25	60	6	2
EPSRC203030U	3.0	3.5	30	75	6	2
EPSRC203035U	3.0	3.5	35	75	6	2
EPSRC204008U	4.0	4.5	8	50	6	2
EPSRC204010U	4.0	4.5	10	50	6	2
EPSRC204012U	4.0	4.5	12	50	6	2
EPSRC204016U	4.0	4.5	16	50	6	2
EPSRC204020U	4.0	4.5	20	60	6	2
EPSRC204025U	4.0	4.5	25	60	6	2
EPSRC204030U	4.0	4.5	30	75	6	2
EPSRC204035U	4.0	4.5	35	75	6	2

Cutting conditions : Page B229

The coating can change to SNAX smooth coating (Al, Ti, Si, Cr, N) is optional.
提供塗層可選擇 SNAX 光滑塗層

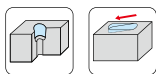
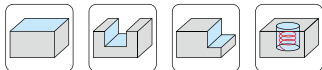
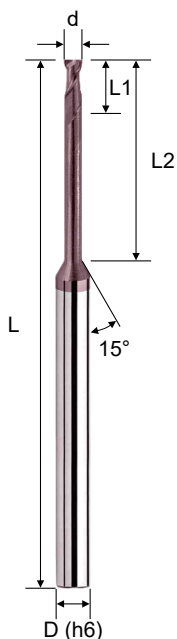
d Tolerance	
d ≤ 6	0 ~ -0.02
6 < d ≤ 12	0 ~ -0.03
d > 12	0 ~ -0.04

G550 - Long Neck · Square · 2F

長頸型 · 平銑刀 · 2 刃

- UNICO coating (Al, Ti, Cr, N) provides superior wear resistance and reduces the coefficient of friction.
- Suitable for HRC 30 to HRC 55 Ordinary Steel, Alloy Steel, Cast Iron, Heat-Resistant Steel, etc.
- Toughness and reduction of vibration.
- Available in various cut lengths.
- Suitable for deep cutting application.

EPSRC



Order No. 訂購編碼	Dia. (d)	CL (L1)	EFF-L (L2)	OAL (L)	Shank (D)	Flutes (Z)
EPSRC205016U	5.0	7.0	16	50	6	2
EPSRC205020U	5.0	7.0	20	60	6	2
EPSRC205025U	5.0	7.0	25	60	6	2
EPSRC205030U	5.0	7.0	30	75	6	2
EPSRC205035U	5.0	7.0	35	75	6	2
EPSRC206020U	6.0	10.0	20	60	6	2
EPSRC206030U	6.0	10.0	30	75	6	2
EPSRC208020U	8.0	15.0	20	60	8	2
EPSRC208030U	8.0	15.0	30	75	8	2
EPSRC208040U	8.0	15.0	40	100	8	2
EPSRC210025U	10.0	20.0	25	75	10	2
EPSRC210035U	10.0	20.0	35	75	10	2
EPSRC210045U	10.0	20.0	45	100	10	2
EPSRC212030U	12.0	25.0	30	75	12	2
EPSRC212040U	12.0	25.0	40	100	12	2
EPSRC212050U	12.0	25.0	50	100	12	2

Solid Carbide Endmills

Cutting conditions : Page B229

d Tolerance	
d ≤ 6	0 ~ -0.02
6 < d ≤ 12	0 ~ -0.03
d > 12	0 ~ -0.04

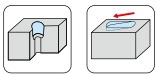
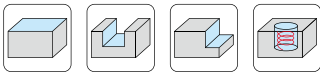
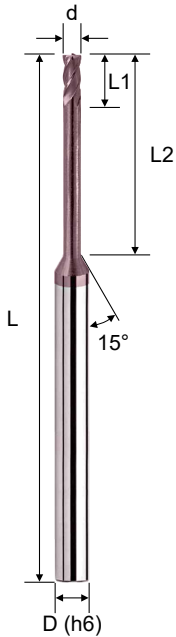
The coating can change to SNAX smooth coating (Al, Ti, Si, Cr, N) is optional.
提供塗層可選擇 SNAX 光滑塗層

G550 - Long Neck · Square · 4F

長頸型 · 平銑刀 · 4刃

- UNICO coating (Al, Ti, Cr, N) provides superior wear resistance and reduces the coefficient of friction.
- Suitable for HRC 30 to HRC 55 Ordinary Steel, Alloy Steel, Cast Iron, Heat-Resistant Steel, Copper, FRP, etc.
- Toughness and reduction of vibration.
- Available in various cut lengths.
- Suitable for deep cutting application.

EPSRC



Order No. 訂購編碼	Dia. (d)	CL (L1)	EFF-L (L2)	OAL (L)	Shank (D)	Flutes (Z)
EPSRC441003U	1.0	1.0	3	50	4	4
EPSRC441004U	1.0	1.0	4	50	4	4
EPSRC441006U	1.0	1.0	6	50	4	4
EPSRC441008U	1.0	1.0	8	50	4	4
EPSRC441010U	1.0	1.0	10	50	4	4
EPSRC441012U	1.0	1.0	12	50	4	4
EPSRC441016U	1.0	1.0	16	50	4	4
EPSRC441020U	1.0	1.0	20	50	4	4
EPSRC441025U	1.0	1.0	25	60	4	4
EPSRC401004U	1.0	1.0	4	50	6	4
EPSRC401006U	1.0	1.0	6	50	6	4
EPSRC401008U	1.0	1.0	8	50	6	4
EPSRC401010U	1.0	1.0	10	50	6	4
EPSRC401012U	1.0	1.0	12	50	6	4
EPSRC441506U	1.5	1.5	6	50	4	4
EPSRC441508U	1.5	1.5	8	50	4	4
EPSRC441510U	1.5	1.5	10	50	4	4
EPSRC441512U	1.5	1.5	12	50	4	4
EPSRC441516U	1.5	1.5	16	50	4	4
EPSRC441520U	1.5	1.5	20	50	4	4
EPSRC441525U	1.5	1.5	25	60	4	4
EPSRC401506U	1.5	1.5	6	50	6	4
EPSRC401508U	1.5	1.5	8	50	6	4
EPSRC401510U	1.5	1.5	10	50	6	4
EPSRC401512U	1.5	1.5	12	50	6	4

Cutting conditions : Page B232

d Tolerance	
d ≤ 6	0 ~ -0.02
6 < d ≤ 12	0 ~ -0.03
d > 12	0 ~ -0.04

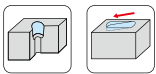
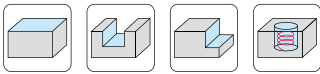
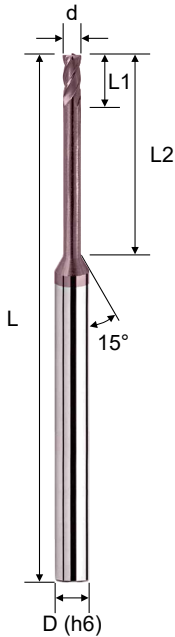
The coating can change to SNAX smooth coating (Al, Ti, Si, Cr, N) is optional.
提供塗層可選擇 SNAX 光滑塗層

G550 - Long Neck · Square · 4F

長頸型 · 平銑刀 · 4 刃

- UNICO coating (Al, Ti, Cr, N) provides superior wear resistance and reduces the coefficient of friction.
- Suitable for HRC 30 to HRC 55 Ordinary Steel, Alloy Steel, Cast Iron, Heat-Resistant Steel, Copper, FRP, etc.
- Toughness and reduction of vibration.
- Available in various cut lengths.
- Suitable for deep cutting application.

EPSRC



Order No. 訂購編碼	Dia. (d)	CL (L1)	EFF-L (L2)	OAL (L)	Shank (D)	Flutes (Z)
EPSRC442006U	2.0	2.0	6	50	4	4
EPSRC442008U	2.0	2.0	8	50	4	4
EPSRC442010U	2.0	2.0	10	50	4	4
EPSRC442012U	2.0	2.0	12	50	4	4
EPSRC442016U	2.0	2.0	16	50	4	4
EPSRC442020U	2.0	2.0	20	50	4	4
EPSRC442025U	2.0	2.0	25	60	4	4
EPSRC442030U	2.0	2.0	30	75	4	4
EPSRC402006U	2.0	2.0	6	50	6	4
EPSRC402008U	2.0	2.0	8	50	6	4
EPSRC402010U	2.0	2.0	10	50	6	4
EPSRC402016U	2.0	2.0	16	50	6	4
EPSRC442510U	2.5	2.5	10	50	4	4
EPSRC442512U	2.5	2.5	12	50	4	4
EPSRC442516U	2.5	2.5	16	50	4	4
EPSRC442520U	2.5	2.5	20	50	4	4
EPSRC442525U	2.5	2.5	25	60	4	4
EPSRC442530U	2.5	2.5	30	75	4	4
EPSRC402506U	2.5	2.5	6	50	6	4
EPSRC402510U	2.5	2.5	10	50	6	4
EPSRC403010U	3.0	3.0	10	50	6	4
EPSRC403012U	3.0	3.0	12	50	6	4
EPSRC403016U	3.0	3.0	16	50	6	4
EPSRC403020U	3.0	3.0	20	60	6	4
EPSRC403025U	3.0	3.0	25	60	6	4
EPSRC403030U	3.0	3.0	30	75	6	4
EPSRC403035U	3.0	3.0	35	75	6	4

Solid Carbide Endmills

Cutting conditions : Page B232

d Tolerance	
d ≤ 6	0 ~ -0.02
6 < d ≤ 12	0 ~ -0.03
d > 12	0 ~ -0.04

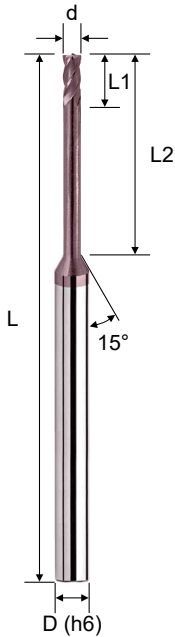
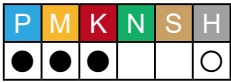
The coating can change to SNAX smooth coating (Al, Ti, Si, Cr, N) is optional.
提供塗層可選擇 SNAX 光滑塗層

G550 - Long Neck · Square · 4F

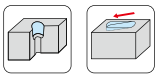
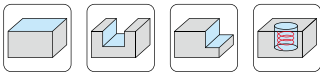
長頸型 · 平銑刀 · 4刃

- UNICO coating (Al, Ti, Cr, N) provides superior wear resistance and reduces the coefficient of friction.
- Suitable for HRC 30 to HRC 55 Ordinary Steel, Alloy Steel, Cast Iron, Heat-Resistant Steel, Copper, FRP, etc.
- Toughness and reduction of vibration.
- Available in various cut lengths.
- Suitable for deep cutting application.

EPSRC



Order No. 訂購編碼	Dia. (d)	CL (L1)	EFF-L (L2)	OAL (L)	Shank (D)	Flutes (Z)
EPSRC404010U	4.0	4.0	10	50	6	4
EPSRC404012U	4.0	4.0	12	50	6	4
EPSRC404016U	4.0	4.0	16	50	6	4
EPSRC404020U	4.0	4.0	20	60	6	4
EPSRC404025U	4.0	4.0	25	60	6	4
EPSRC404030U	4.0	4.0	30	75	6	4
EPSRC405016U	5.0	5.0	16	50	6	4
EPSRC405020U	5.0	5.0	20	60	6	4
EPSRC405025U	5.0	5.0	25	60	6	4
EPSRC405030U	5.0	5.0	30	75	6	4
EPSRC406020U	6.0	6.0	20	60	6	4
EPSRC406030U	6.0	6.0	30	75	6	4
EPSRC408020U	8.0	15.0	20	60	8	4
EPSRC408030U	8.0	15.0	30	75	8	4
EPSRC408040U	8.0	15.0	40	100	8	4
EPSRC410025U	10.0	20.0	25	75	10	4
EPSRC410035U	10.0	20.0	35	100	10	4
EPSRC410045U	10.0	20.0	45	100	10	4
EPSRC412030U	12.0	25.0	30	75	12	4
EPSRC412040U	12.0	25.0	40	100	12	4
EPSRC412050U	12.0	25.0	50	100	12	4



d Tolerance	
d ≤ 6	0 ~ -0.02
6 < d ≤ 12	0 ~ -0.03
d > 12	0 ~ -0.04

Cutting conditions : Page B232

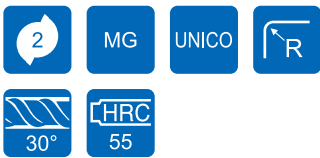
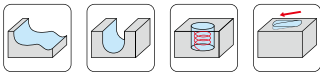
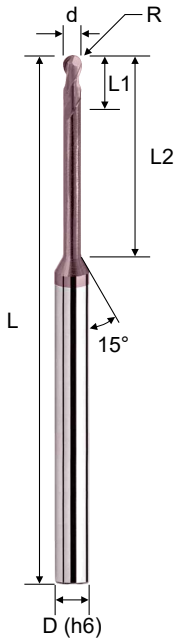
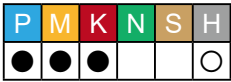
The coating can change to SNAX smooth coating (Al, Ti, Si, Cr, N) is optional.
提供塗層可選擇 SNAX 光滑塗層

G550 - Long Neck · Ball Nose · 2F

長頸型 · 球型銑刀 · 2 刃

- UNICO coating (Al, Ti, Cr, N) provides superior wear resistance and reduces the coefficient of friction.
- Suitable for HRC 30 to HRC 55 Ordinary Steel, Alloy Steel, Cast Iron, Heat-Resistant Steel, Copper, FRP, etc.
- Reduce vibration and more toughness.
- It provides an excellent surface due to better surface grindings.
- Long neck design is suitable for rid cutting.

EPBRC



Order No. 訂購編碼	Radius (R)	Dia. (d)	CL (L1)	EFF-L (L2)	OAL (L)	Shank (D)	Flutes (Z)
EPBRC240301U	0.15R	0.3	0.3	1	50	4	2
EPBRC240302U	0.15R	0.3	0.3	2	50	4	2
EPBRC240303U	0.15R	0.3	0.3	3	50	4	2
EPBRC240401U	0.20R	0.4	0.4	1	50	4	2
EPBRC240402U	0.20R	0.4	0.4	2	50	4	2
EPBRC240403U	0.20R	0.4	0.4	3	50	4	2
EPBRC240404U	0.20R	0.4	0.4	4	50	4	2
EPBRC240405U	0.20R	0.4	0.4	5	50	4	2
EPBRC240406U	0.20R	0.4	0.4	6	50	4	2
EPBRC240408U	0.20R	0.4	0.4	8	50	4	2
EPBRC240501U	0.25R	0.5	0.5	1	50	4	2
EPBRC240502U	0.25R	0.5	0.5	2	50	4	2
EPBRC240503U	0.25R	0.5	0.5	3	50	4	2
EPBRC240504U	0.25R	0.5	0.5	4	50	4	2
EPBRC240505U	0.25R	0.5	0.5	5	50	4	2
EPBRC240506U	0.25R	0.5	0.5	6	50	4	2
EPBRC240508U	0.25R	0.5	0.5	8	50	4	2
EPBRC240510U	0.25R	0.5	0.5	10	50	4	2
EPBRC240601U	0.30R	0.6	0.6	1	50	4	2
EPBRC240602U	0.30R	0.6	0.6	2	50	4	2
EPBRC240603U	0.30R	0.6	0.6	3	50	4	2
EPBRC240604U	0.30R	0.6	0.6	4	50	4	2
EPBRC240605U	0.30R	0.6	0.6	5	50	4	2
EPBRC240606U	0.30R	0.6	0.6	6	50	4	2
EPBRC240608U	0.30R	0.6	0.6	8	50	4	2
EPBRC240610U	0.30R	0.6	0.6	10	50	4	2
EPBRC240612U	0.30R	0.6	0.6	12	50	4	2

Cutting conditions : Page B234

The coating can change to SNAX smooth coating (Al, Ti, Si, Cr, N) is optional.
提供塗層可選擇 SNAX 光滑塗層

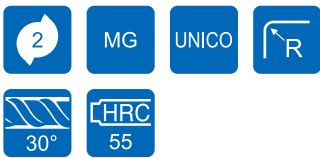
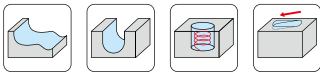
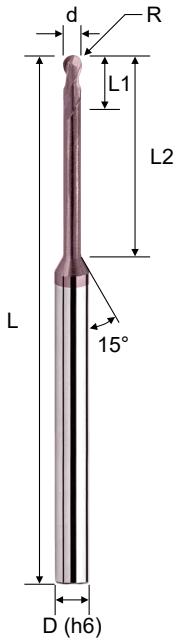
R Tolerance	
R ≤ 3	±0.015
R > 3	±0.020

G550 - Long Neck · Ball Nose · 2F

長頸型 · 球型銑刀 · 2 刃

- UNICO coating (Al, Ti, Cr, N) provides superior wear resistance and reduces the coefficient of friction.
- Suitable for HRC 30 to HRC 55 Ordinary Steel, Alloy Steel, Cast Iron, Heat-Resistant Steel, Copper, FRP, etc.
- Reduce vibration and more toughness.
- It provides an excellent surface due to better surface grindings.
- Long neck design is suitable for rid cutting.

EPBRC



Order No. 訂購編碼	Radius (R)	Dia. (d)	CL (L1)	EFF-L (L2)	OAL (L)	Shank (D)	Flutes (Z)
EPBRC240702U	0.35R	0.7	0.7	2	50	4	2
EPBRC240704U	0.35R	0.7	0.7	4	50	4	2
EPBRC240708U	0.35R	0.7	0.7	8	50	4	2
EPBRC240710U	0.35R	0.7	0.7	10	50	4	2
EPBRC240712U	0.35R	0.7	0.7	12	50	4	2
EPBRC240802U	0.40R	0.8	0.8	2	50	4	2
EPBRC240804U	0.40R	0.8	0.8	4	50	4	2
EPBRC240806U	0.40R	0.8	0.8	6	50	4	2
EPBRC240808U	0.40R	0.8	0.8	8	50	4	2
EPBRC240810U	0.40R	0.8	0.8	10	50	4	2
EPBRC240812U	0.40R	0.8	0.8	12	50	4	2
EPBRC240904U	0.45R	0.9	0.9	4	50	4	2
EPBRC241002U	0.50R	1.0	1.0	2	50	4	2
EPBRC241003U	0.50R	1.0	1.0	3	50	4	2
EPBRC241004U	0.50R	1.0	1.0	4	50	4	2
EPBRC241005U	0.50R	1.0	1.0	5	50	4	2
EPBRC241006U	0.50R	1.0	1.0	6	50	4	2
EPBRC241008U	0.50R	1.0	1.0	8	50	4	2
EPBRC241010U	0.50R	1.0	1.0	10	50	4	2
EPBRC241012U	0.50R	1.0	1.0	12	50	4	2
EPBRC241014U	0.50R	1.0	1.0	14	50	4	2
EPBRC241016U	0.50R	1.0	1.0	16	50	4	2
EPBRC241018U	0.50R	1.0	1.0	18	50	4	2
EPBRC241020U	0.50R	1.0	1.0	20	50	4	2
EPBRC241022U	0.50R	1.0	1.0	22	60	4	2
EPBRC201004U	0.50R	1.0	1.0	4	50	6	2
EPBRC201006U	0.50R	1.0	1.0	6	50	6	2
EPBRC201008U	0.50R	1.0	1.0	8	50	6	2
EPBRC201010U	0.50R	1.0	1.0	10	50	6	2
EPBRC201012U	0.50R	1.0	1.0	12	50	6	2

Cutting conditions : B234

The coating can change to SNAX smooth coating (Al, Ti, Si, Cr, N) is optional.
提供塗層可選擇 SNAX 光滑塗層

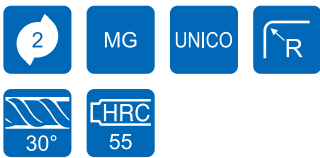
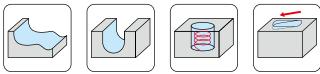
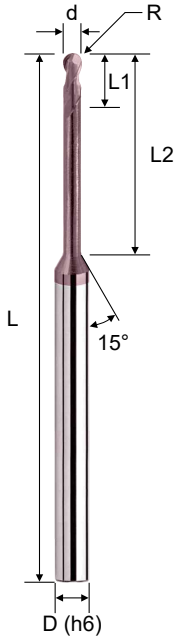
R Tolerance	
R ≤ 3	±0.015
R > 3	±0.020

G550 - Long Neck · Ball Nose · 2F

長頸型 · 球型銑刀 · 2 刃

- UNICO coating (Al, Ti, Cr, N) provides superior wear resistance and reduces the coefficient of friction.
- Suitable for HRC 30 to HRC 55 Ordinary Steel, Alloy Steel, Cast Iron, Heat-Resistant Steel, Copper, FRP, etc.
- Reduce vibration and more toughness.
- It provides an excellent surface due to better surface grindings.
- Long neck design is suitable for rid cutting.

EPBRC



Order No. 訂購編碼	Radius (R)	Dia. (d)	CL (L1)	EFF-L (L2)	OAL (L)	Shank (D)	Flutes (Z)
EPBRC241204U	0.60R	1.2	1.2	4	50	4	2
EPBRC241206U	0.60R	1.2	1.2	6	50	4	2
EPBRC241208U	0.60R	1.2	1.2	8	50	4	2
EPBRC241210U	0.60R	1.2	1.2	10	50	4	2
EPBRC241212U	0.60R	1.2	1.2	12	50	4	2
EPBRC241216U	0.60R	1.2	1.2	16	50	4	2
EPBRC241220U	0.60R	1.2	1.2	20	50	4	2
EPBRC241224U	0.60R	1.2	1.2	24	60	4	2
EPBRC241406U	0.70R	1.4	1.4	6	50	4	2
EPBRC241408U	0.70R	1.4	1.4	8	50	4	2
EPBRC241412U	0.70R	1.4	1.4	12	50	4	2
EPBRC241416U	0.70R	1.4	1.4	16	50	4	2
EPBRC241503U	0.75R	1.5	1.5	3	50	4	2
EPBRC241504U	0.75R	1.5	1.5	4	50	4	2
EPBRC241506U	0.75R	1.5	1.5	6	50	4	2
EPBRC241508U	0.75R	1.5	1.5	8	50	4	2
EPBRC241510U	0.75R	1.5	1.5	10	50	4	2
EPBRC241512U	0.75R	1.5	1.5	12	50	4	2
EPBRC241514U	0.75R	1.5	1.5	14	50	4	2
EPBRC241516U	0.75R	1.5	1.5	16	50	4	2
EPBRC241518U	0.75R	1.5	1.5	18	50	4	2
EPBRC241520U	0.75R	1.5	1.5	20	50	4	2
EPBRC241522U	0.75R	1.5	1.5	22	60	4	2
EPBRC241525U	0.75R	1.5	1.5	25	60	4	2
EPBRC241530U	0.75R	1.5	1.5	30	75	4	2
EPBRC201506U	0.75R	1.5	1.5	6	50	6	2
EPBRC201508U	0.75R	1.5	1.5	8	50	6	2
EPBRC201510U	0.75R	1.5	1.5	10	50	6	2
EPBRC201512U	0.75R	1.5	1.5	12	50	6	2

Solid Carbide Endmills

Cutting conditions : Page B234

R Tolerance	
R ≤ 3	±0.015
R > 3	±0.020

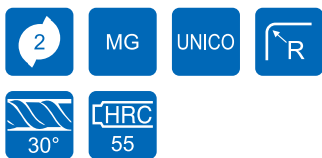
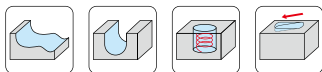
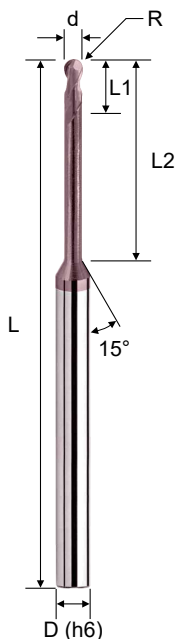
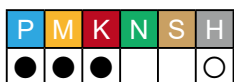
The coating can change to SNAX smooth coating (Al, Ti, Si, Cr, N) is optional.
提供塗層可選擇 SNAX 光滑塗層

G550 - Long Neck · Ball Nose · 2F

長頸型 · 球型銑刀 · 2 刃

- UNICO coating (Al, Ti, Cr, N) provides superior wear resistance and reduces the coefficient of friction.
- Suitable for HRC 30 to HRC 55 Ordinary Steel, Alloy Steel, Cast Iron, Heat-Resistant Steel, Copper, FRP, etc.
- Reduce vibration and more toughness.
- It provides an excellent surface due to better surface grindings.
- Long neck design is suitable for rid cutting.

EPBRC



Order No. 訂購編碼	Radius (R)	Dia. (d)	CL (L1)	EFF-L (L2)	OAL (L)	Shank (D)	Flutes (Z)
EPBRC241606U	0.80R	1.6	1.6	6	50	4	2
EPBRC241608U	0.80R	1.6	1.6	8	50	4	2
EPBRC241612U	0.80R	1.6	1.6	12	50	4	2
EPBRC241616U	0.80R	1.6	1.6	16	50	4	2
EPBRC241620U	0.80R	1.6	1.6	20	50	4	2
EPBRC241806U	0.90R	1.8	1.8	6	50	4	2
EPBRC241808U	0.90R	1.8	1.8	8	50	4	2
EPBRC241812U	0.90R	1.8	1.8	12	50	4	2
EPBRC241816U	0.90R	1.8	1.8	16	50	4	2
EPBRC241820U	0.90R	1.8	1.8	20	50	4	2
EPBRC242004U	1.00R	2.0	2.0	4	50	4	2
EPBRC242006U	1.00R	2.0	2.0	6	50	4	2
EPBRC242008U	1.00R	2.0	2.0	8	50	4	2
EPBRC242010U	1.00R	2.0	2.0	10	50	4	2
EPBRC242012U	1.00R	2.0	2.0	12	50	4	2
EPBRC242014U	1.00R	2.0	2.0	14	50	4	2
EPBRC242016U	1.00R	2.0	2.0	16	50	4	2
EPBRC242018U	1.00R	2.0	2.0	18	50	4	2
EPBRC242020U	1.00R	2.0	2.0	20	50	4	2
EPBRC242022U	1.00R	2.0	2.0	22	60	4	2
EPBRC242025U	1.00R	2.0	2.0	25	60	4	2
EPBRC202006U	1.00R	2.0	2.0	6	50	6	2
EPBRC202008U	1.00R	2.0	2.0	8	50	6	2
EPBRC202010U	1.00R	2.0	2.0	10	50	6	2
EPBRC202016U	1.00R	2.0	2.0	16	50	6	2

Cutting conditions : Page B234

The coating can change to SNAX smooth coating (Al, Ti, Si, Cr, N) is optional.
提供塗層可選擇 SNAX 光滑塗層

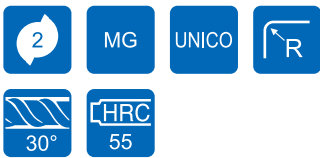
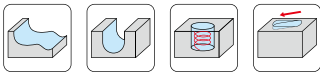
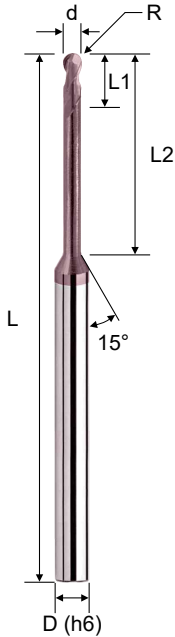
R Tolerance	
R ≤ 3	±0.015
R > 3	±0.020

G550 - Long Neck · Ball Nose · 2F

長頸型 · 球型銑刀 · 2 刃

- UNICO coating (Al, Ti, Cr, N) provides superior wear resistance and reduces the coefficient of friction.
- Suitable for HRC 30 to HRC 55 Ordinary Steel, Alloy Steel, Cast Iron, Heat-Resistant Steel, Copper, FRP, etc.
- Reduce vibration and more toughness.
- It provides an excellent surface due to better surface grindings.
- Long neck design is suitable for rid cutting.

EPBRC



Order No. 訂購編碼	Radius (R)	Dia. (d)	CL (L1)	EFF-L (L2)	OAL (L)	Shank (D)	Flutes (Z)
EPBRC242508U	1.25R	2.5	2.5	8	50	4	2
EPBRC242510U	1.25R	2.5	2.5	10	50	4	2
EPBRC242516U	1.25R	2.5	2.5	16	50	4	2
EPBRC242520U	1.25R	2.5	2.5	20	60	4	2
EPBRC242525U	1.25R	2.5	2.5	25	60	4	2
EPBRC242530U	1.25R	2.5	2.5	30	75	4	2
EPBRC202506U	1.25R	2.5	2.5	6	50	6	2
EPBRC202510U	1.25R	2.5	2.5	10	50	6	2
EPBRC203006U	1.50R	3.0	3.0	6	50	6	2
EPBRC203008U	1.50R	3.0	3.0	8	50	6	2
EPBRC203012U	1.50R	3.0	3.0	12	50	6	2
EPBRC203016U	1.50R	3.0	3.0	16	60	6	2
EPBRC203020U	1.50R	3.0	3.0	20	60	6	2
EPBRC203025U	1.50R	3.0	3.0	25	60	6	2
EPBRC203030U	1.50R	3.0	3.0	30	75	6	2
EPBRC203035U	1.50R	3.0	3.0	35	75	6	2
EPBRC204008U	2.00R	4.0	4.0	8	50	6	2
EPBRC204010U	2.00R	4.0	4.0	10	50	6	2
EPBRC204012U	2.00R	4.0	4.0	12	50	6	2
EPBRC204016U	2.00R	4.0	4.0	16	60	6	2
EPBRC204020U	2.00R	4.0	4.0	20	60	6	2
EPBRC204025U	2.00R	4.0	4.0	25	60	6	2
EPBRC204030U	2.00R	4.0	4.0	30	75	6	2
EPBRC204035U	2.00R	4.0	4.0	35	75	6	2
EPBRC205015U	2.50R	5.0	5.0	15	60	6	2
EPBRC205020U	2.50R	5.0	5.0	20	60	6	2
EPBRC205025U	2.50R	5.0	5.0	25	60	6	2
EPBRC205030U	2.50R	5.0	5.0	30	75	6	2
EPBRC206015U	3.00R	6.0	10.0	15	50	6	2
EPBRC208025U	4.00R	8.0	12.0	25	60	8	2
EPBRC210030U	5.00R	10.0	16.0	30	75	10	2
EPBRC212030U	6.00R	12.0	18.0	30	75	12	2

Cutting conditions : Page B234

R Tolerance	
R ≤ 3	±0.015
R > 3	±0.020

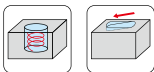
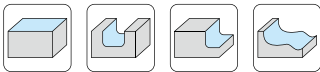
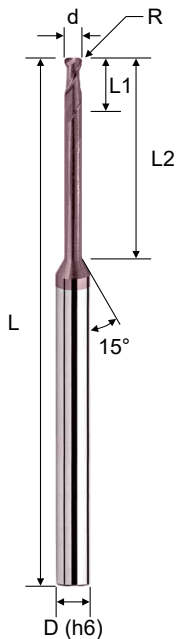
The coating can change to SNAX smooth coating (Al, Ti, Si, Cr, N) is optional.
提供塗層可選擇 SNAX 光滑塗層

G550 - Long Neck · Corner Radius · 2F

長頸型 · 圓鼻銑刀 · 2刃

- UNICO coating (Al, Ti, Cr, N) provides superior wear resistance and reduces the coefficient of friction.
- Suitable for HRC 30 to HRC 55 Ordinary Steel, Alloy Steel, Cast Iron, Heat-Resistant Steel, etc.
- Available in various cut lengths.
- Corner radius with long neck are suitable for deep general cutting and 3D milling.

EPCRC



Order No. 訂購編碼	Dia. (d)	Corner Radius (R)	CL (L1)	EFF-L (L2)	OAL (L)	Shank (D)	Flutes (Z)
EPCRC24100104U	1.0	0.1R	1.0	4	50	4	2
EPCRC24100106U	1.0	0.1R	1.0	6	50	4	2
EPCRC24100108U	1.0	0.1R	1.0	8	50	4	2
EPCRC24100110U	1.0	0.1R	1.0	10	50	4	2
EPCRC24100112U	1.0	0.1R	1.0	12	50	4	2
EPCRC24100204U	1.0	0.2R	1.0	4	50	4	2
EPCRC24100206U	1.0	0.2R	1.0	6	50	4	2
EPCRC24100208U	1.0	0.2R	1.0	8	50	4	2
EPCRC24100210U	1.0	0.2R	1.0	10	50	4	2
EPCRC24100212U	1.0	0.2R	1.0	12	50	4	2
EPCRC24100304U	1.0	0.3R	1.0	4	50	4	2
EPCRC24100306U	1.0	0.3R	1.0	6	50	4	2
EPCRC24100308U	1.0	0.3R	1.0	8	50	4	2
EPCRC24100310U	1.0	0.3R	1.0	10	50	4	2
EPCRC24100312U	1.0	0.3R	1.0	12	50	4	2
EPCRC24120104U	1.2	0.1R	1.2	4	50	4	2
EPCRC24120106U	1.2	0.1R	1.2	6	50	4	2
EPCRC24120108U	1.2	0.1R	1.2	8	50	4	2
EPCRC24120110U	1.2	0.1R	1.2	10	50	4	2
EPCRC24120112U	1.2	0.1R	1.2	12	50	4	2
EPCRC24120204U	1.2	0.2R	1.2	4	50	4	2
EPCRC24120206U	1.2	0.2R	1.2	6	50	4	2
EPCRC24120208U	1.2	0.2R	1.2	8	50	4	2
EPCRC24120210U	1.2	0.2R	1.2	10	50	4	2
EPCRC24120212U	1.2	0.2R	1.2	12	50	4	2
EPCRC24120304U	1.2	0.3R	1.2	4	50	4	2
EPCRC24120306U	1.2	0.3R	1.2	6	50	4	2
EPCRC24120308U	1.2	0.3R	1.2	8	50	4	2
EPCRC24120310U	1.2	0.3R	1.2	10	50	4	2
EPCRC24120312U	1.2	0.3R	1.2	12	50	4	2

Cutting conditions : Page B237

The coating can change to SNAX smooth coating (Al, Ti, Si, Cr, N) is optional.
提供塗層可選擇 SNAX 光滑塗層

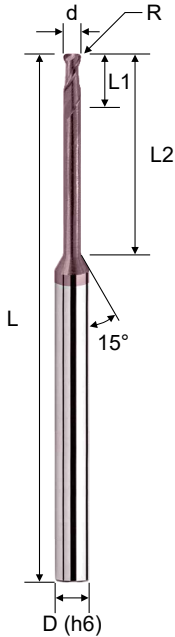
d Tolerance	
d ≤ 6	0 ~ -0.02
6 < d ≤ 12	0 ~ -0.03
d > 12	0 ~ -0.04
R Tolerance	
R < 2	±0.015
R ≥ 2	±0.020

G550 - Long Neck · Corner Radius · 2F

長頸型 · 圓鼻銑刀 · 2 刃

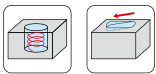
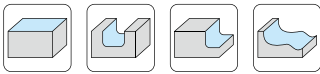
- UNICO coating (Al, Ti, Cr, N) provides superior wear resistance and reduces the coefficient of friction.
- Suitable for HRC 30 to HRC 55 Ordinary Steel, Alloy Steel, Cast Iron, Heat-Resistant Steel, etc.
- Available in various cut lengths.
- Corner radius with long neck are suitable for deep general cutting and 3D milling.

EPCRC



Order No. 訂購編碼	Dia. (d)	Corner Radius (R)	CL (L1)	EFF-L (L2)	OAL (L)	Shank (D)	Flutes (Z)
EPCRC24150106U	1.5	0.1R	1.5	6	50	4	2
EPCRC24150108U	1.5	0.1R	1.5	8	50	4	2
EPCRC24150110U	1.5	0.1R	1.5	10	50	4	2
EPCRC24150112U	1.5	0.1R	1.5	12	50	4	2
EPCRC24150116U	1.5	0.1R	1.5	16	50	4	2
EPCRC24150206U	1.5	0.2R	1.5	6	50	4	2
EPCRC24150208U	1.5	0.2R	1.5	8	50	4	2
EPCRC24150210U	1.5	0.2R	1.5	10	50	4	2
EPCRC24150212U	1.5	0.2R	1.5	12	50	4	2
EPCRC24150216U	1.5	0.2R	1.5	16	50	4	2
EPCRC24150306U	1.5	0.3R	1.5	6	50	4	2
EPCRC24150308U	1.5	0.3R	1.5	8	50	4	2
EPCRC24150310U	1.5	0.3R	1.5	10	50	4	2
EPCRC24150312U	1.5	0.3R	1.5	12	50	4	2
EPCRC24150316U	1.5	0.3R	1.5	16	50	4	2
EPCRC24150506U	1.5	0.5R	1.5	6	50	4	2
EPCRC24150508U	1.5	0.5R	1.5	8	50	4	2
EPCRC24150510U	1.5	0.5R	1.5	10	50	4	2
EPCRC24150512U	1.5	0.5R	1.5	12	50	4	2
EPCRC24150516U	1.5	0.5R	1.5	16	50	4	2

Solid Carbide Endmills



d Tolerance	
d ≤ 6	0 ~ -0.02
6 < d ≤ 12	0 ~ -0.03
d > 12	0 ~ -0.04
R Tolerance	
R < 2	±0.015
R ≥ 2	±0.020

The coating can change to SNAX smooth coating (Al, Ti, Si, Cr, N) is optional.
提供塗層可選擇 SNAX 光滑塗層

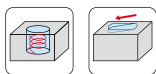
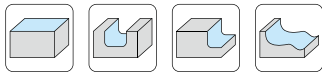
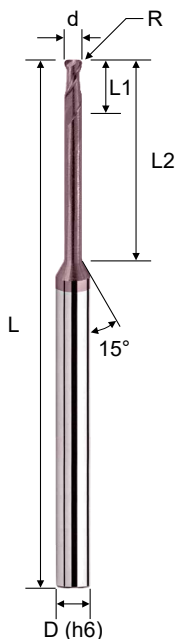
Cutting conditions : Page B237

G550 - Long Neck · Corner Radius · 2F

長頸型 · 圓鼻銑刀 · 2 刃

- UNICO coating (Al, Ti, Cr, N) provides superior wear resistance and reduces the coefficient of friction.
- Suitable for HRC 30 to HRC 55 Ordinary Steel, Alloy Steel, Cast Iron, Heat-Resistant Steel, etc.
- Available in various cut lengths.
- Corner radius with long neck are suitable for deep general cutting and 3D milling.

EPCRC



Order No. 訂購編碼	Dia. (d)	Corner Radius (R)	CL (L1)	EFF-L (L2)	OAL (L)	Shank (D)	Flutes (Z)
EPCRC24200106U	2.0	0.1R	2.0	6	50	4	2
EPCRC24200108U	2.0	0.1R	2.0	8	50	4	2
EPCRC24200110U	2.0	0.1R	2.0	10	50	4	2
EPCRC24200112U	2.0	0.1R	2.0	12	50	4	2
EPCRC24200116U	2.0	0.1R	2.0	16	50	4	2
EPCRC24200120U	2.0	0.1R	2.0	20	50	4	2
EPCRC24200125U	2.0	0.1R	2.0	25	60	4	2
EPCRC24200206U	2.0	0.2R	2.0	6	50	4	2
EPCRC24200208U	2.0	0.2R	2.0	8	50	4	2
EPCRC24200210U	2.0	0.2R	2.0	10	50	4	2
EPCRC24200212U	2.0	0.2R	2.0	12	50	4	2
EPCRC24200216U	2.0	0.2R	2.0	16	50	4	2
EPCRC24200220U	2.0	0.2R	2.0	20	50	4	2
EPCRC24200225U	2.0	0.2R	2.0	25	60	4	2
EPCRC24200306U	2.0	0.3R	2.0	6	50	4	2
EPCRC24200308U	2.0	0.3R	2.0	8	50	4	2
EPCRC24200310U	2.0	0.3R	2.0	10	50	4	2
EPCRC24200312U	2.0	0.3R	2.0	12	50	4	2
EPCRC24200316U	2.0	0.3R	2.0	16	50	4	2
EPCRC24200320U	2.0	0.3R	2.0	20	50	4	2
EPCRC24200325U	2.0	0.3R	2.0	25	60	4	2
EPCRC24200506U	2.0	0.5R	2.0	6	50	4	2
EPCRC24200508U	2.0	0.5R	2.0	8	50	4	2
EPCRC24200510U	2.0	0.5R	2.0	10	50	4	2
EPCRC24200512U	2.0	0.5R	2.0	12	50	4	2
EPCRC24200516U	2.0	0.5R	2.0	16	50	4	2
EPCRC24200520U	2.0	0.5R	2.0	20	50	4	2
EPCRC24200525U	2.0	0.5R	2.0	25	60	4	2
EPCRC20200510U	2.0	0.5R	2.0	10	50	6	2
EPCRC20200515U	2.0	0.5R	2.0	15	50	6	2

Cutting conditions : Page B237

The coating can change to SNAX smooth coating (Al, Ti, Si, Cr, N) is optional.
提供塗層可選擇 SNAX 光滑塗層

d Tolerance	
d ≤ 6	0 ~ -0.02
6 < d ≤ 12	0 ~ -0.03
d > 12	0 ~ -0.04

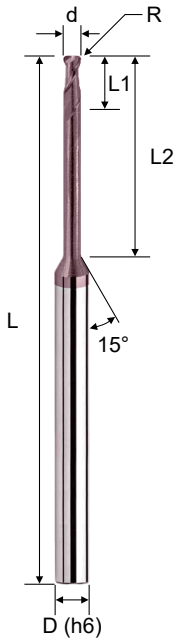
R Tolerance	
R < 2	±0.015
R ≥ 2	±0.020

G550 - Long Neck · Corner Radius · 2F

長頸型 · 圓鼻銑刀 · 2 刃

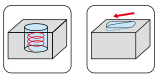
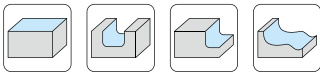
- UNICO coating (Al, Ti, Cr, N) provides superior wear resistance and reduces the coefficient of friction.
- Suitable for HRC 30 to HRC 55 Ordinary Steel, Alloy Steel, Cast Iron, Heat-Resistant Steel, etc.
- Available in various cut lengths.
- Corner radius with long neck are suitable for deep general cutting and 3D milling.

EPCRC



Order No. 訂購編碼	Dia. (d)	Corner Radius (R)	CL (L1)	EFF-L (L2)	OAL (L)	Shank (D)	Flutes (Z)
EPCRC24250110U	2.5	0.1R	2.5	10	50	4	2
EPCRC24250116U	2.5	0.1R	2.5	16	50	4	2
EPCRC24250120U	2.5	0.1R	2.5	20	50	4	2
EPCRC24250125U	2.5	0.1R	2.5	25	60	4	2
EPCRC24250210U	2.5	0.2R	2.5	10	50	4	2
EPCRC24250216U	2.5	0.2R	2.5	16	50	4	2
EPCRC24250220U	2.5	0.2R	2.5	20	50	4	2
EPCRC24250225U	2.5	0.2R	2.5	25	60	4	2
EPCRC24250310U	2.5	0.3R	2.5	10	50	4	2
EPCRC24250316U	2.5	0.3R	2.5	16	50	4	2
EPCRC24250320U	2.5	0.3R	2.5	20	50	4	2
EPCRC24250325U	2.5	0.3R	2.5	25	60	4	2
EPCRC24250510U	2.5	0.5R	2.5	10	50	4	2
EPCRC24250516U	2.5	0.5R	2.5	16	50	4	2
EPCRC24250520U	2.5	0.5R	2.5	20	50	4	2
EPCRC24250525U	2.5	0.5R	2.5	25	60	4	2

Solid Carbide Endmills



Cutting conditions : Page B237

d Tolerance	
d ≤ 6	0 ~ -0.02
6 < d ≤ 12	0 ~ -0.03
d > 12	0 ~ -0.04

R Tolerance	
R < 2	±0.015
R ≥ 2	±0.020

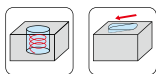
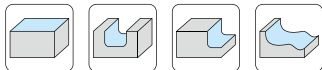
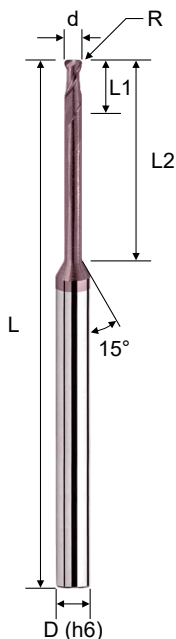
The coating can change to SNAX smooth coating (Al, Ti, Si, Cr, N) is optional.
提供塗層可選擇 SNAX 光滑塗層

G550 - Long Neck · Corner Radius · 2F

長頸型 · 圓鼻銑刀 · 2 刃

- UNICO coating (Al, Ti, Cr, N) provides superior wear resistance and reduces the coefficient of friction.
- Suitable for HRC 30 to HRC 55 Ordinary Steel, Alloy Steel, Cast Iron, Heat-Resistant Steel, etc.
- Available in various cut lengths.
- Corner radius with long neck are suitable for deep general cutting and 3D milling.

EPCRC



Order No. 訂購編碼	Dia. (d)	Corner Radius (R)	CL (L1)	EFF-L (L2)	OAL (L)	Shank (D)	Flutes (Z)
EPCRC20300110U	3.0	0.1R	3.0	10	50	6	2
EPCRC20300116U	3.0	0.1R	3.0	16	60	6	2
EPCRC20300120U	3.0	0.1R	3.0	20	60	6	2
EPCRC20300125U	3.0	0.1R	3.0	25	60	6	2
EPCRC20300130U	3.0	0.1R	3.0	30	75	6	2
EPCRC20300135U	3.0	0.1R	3.0	35	75	6	2
EPCRC20300210U	3.0	0.2R	3.0	10	50	6	2
EPCRC20300216U	3.0	0.2R	3.0	16	60	6	2
EPCRC20300220U	3.0	0.2R	3.0	20	60	6	2
EPCRC20300225U	3.0	0.2R	3.0	25	60	6	2
EPCRC20300230U	3.0	0.2R	3.0	30	75	6	2
EPCRC20300235U	3.0	0.2R	3.0	35	75	6	2
EPCRC20300310U	3.0	0.3R	3.0	10	50	6	2
EPCRC20300316U	3.0	0.3R	3.0	16	60	6	2
EPCRC20300320U	3.0	0.3R	3.0	20	60	6	2
EPCRC20300325U	3.0	0.3R	3.0	25	60	6	2
EPCRC20300330U	3.0	0.3R	3.0	30	75	6	2
EPCRC20300335U	3.0	0.3R	3.0	35	75	6	2
EPCRC20300510U	3.0	0.5R	3.0	10	50	6	2
EPCRC20300516U	3.0	0.5R	3.0	16	60	6	2
EPCRC20300520U	3.0	0.5R	3.0	20	60	6	2
EPCRC20300525U	3.0	0.5R	3.0	25	60	6	2
EPCRC20300530U	3.0	0.5R	3.0	30	75	6	2
EPCRC20300535U	3.0	0.5R	3.0	35	75	6	2
EPCRC20301010U	3.0	1.0R	3.0	10	50	6	2
EPCRC20301016U	3.0	1.0R	3.0	16	60	6	2
EPCRC20301020U	3.0	1.0R	3.0	20	60	6	2
EPCRC20301025U	3.0	1.0R	3.0	25	60	6	2
EPCRC20301030U	3.0	1.0R	3.0	30	75	6	2
EPCRC20301035U	3.0	1.0R	3.0	35	75	6	2

Cutting conditions : Page B237

The coating can change to SNAX smooth coating (Al, Ti, Si, Cr, N) is optional.
提供塗層可選擇 SNAX 光滑塗層

d Tolerance	
d ≤ 6	0 ~ -0.02
6 < d ≤ 12	0 ~ -0.03
d > 12	0 ~ -0.04

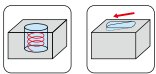
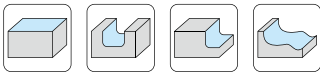
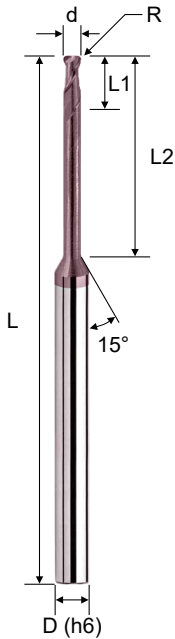
R Tolerance	
R < 2	±0.015
R ≥ 2	±0.020

G550 - Long Neck · Corner Radius · 2F

長頸型 · 圓鼻銑刀 · 2 刃

- UNICO coating (Al, Ti, Cr, N) provides superior wear resistance and reduces the coefficient of friction.
- Suitable for HRC 30 to HRC 55 Ordinary Steel, Alloy Steel, Cast Iron, Heat-Resistant Steel, etc.
- Available in various cut lengths.
- Corner radius with long neck are suitable for deep general cutting and 3D milling.

EPCRC



Order No. 訂購編碼	Dia. (d)	Corner Radius (R)	CL (L1)	EFF-L (L2)	OAL (L)	Shank (D)	Flutes (Z)
EPCRC20400113U	4.0	0.1R	4.0	13	50	6	2
EPCRC20400116U	4.0	0.1R	4.0	16	60	6	2
EPCRC20400120U	4.0	0.1R	4.0	20	60	6	2
EPCRC20400125U	4.0	0.1R	4.0	25	60	6	2
EPCRC20400130U	4.0	0.1R	4.0	30	75	6	2
EPCRC20400135U	4.0	0.1R	4.0	35	75	6	2
EPCRC20400213U	4.0	0.2R	4.0	13	50	6	2
EPCRC20400216U	4.0	0.2R	4.0	16	60	6	2
EPCRC20400220U	4.0	0.2R	4.0	20	60	6	2
EPCRC20400225U	4.0	0.2R	4.0	25	60	6	2
EPCRC20400230U	4.0	0.2R	4.0	30	75	6	2
EPCRC20400235U	4.0	0.2R	4.0	35	75	6	2
EPCRC20400313U	4.0	0.3R	4.0	13	50	6	2
EPCRC20400316U	4.0	0.3R	4.0	16	60	6	2
EPCRC20400320U	4.0	0.3R	4.0	20	60	6	2
EPCRC20400325U	4.0	0.3R	4.0	25	60	6	2
EPCRC20400330U	4.0	0.3R	4.0	30	75	6	2
EPCRC20400335U	4.0	0.3R	4.0	35	75	6	2
EPCRC20400513U	4.0	0.5R	4.0	13	50	6	2
EPCRC20400516U	4.0	0.5R	4.0	16	60	6	2
EPCRC20400520U	4.0	0.5R	4.0	20	60	6	2
EPCRC20400525U	4.0	0.5R	4.0	25	60	6	2
EPCRC20400530U	4.0	0.5R	4.0	30	75	6	2
EPCRC20400535U	4.0	0.5R	4.0	35	75	6	2
EPCRC20401013U	4.0	1.0R	4.0	13	50	6	2
EPCRC20401016U	4.0	1.0R	4.0	16	60	6	2
EPCRC20401020U	4.0	1.0R	4.0	20	60	6	2
EPCRC20401025U	4.0	1.0R	4.0	25	60	6	2
EPCRC20401030U	4.0	1.0R	4.0	30	75	6	2
EPCRC20401035U	4.0	1.0R	4.0	35	75	6	2

Cutting conditions : Page B237

The coating can change to SNAX smooth coating (Al, Ti, Si, Cr, N) is optional.
提供塗層可選擇 SNAX 光滑塗層

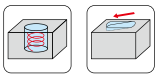
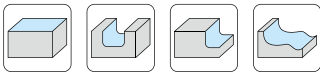
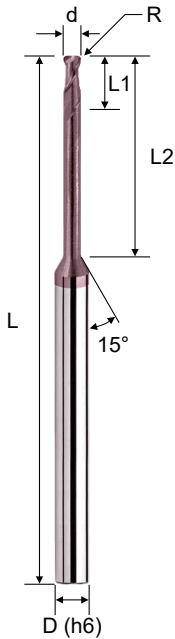
d Tolerance	
d ≤ 6	0 ~ -0.02
6 < d ≤ 12	0 ~ -0.03
d > 12	0 ~ -0.04
R Tolerance	
R < 2	±0.015
R ≥ 2	±0.020

G550 - Long Neck · Corner Radius · 2F

長頸型 · 圓鼻銑刀 · 2 刃

- UNICO coating (Al, Ti, Cr, N) provides superior wear resistance and reduces the coefficient of friction.
- Suitable for HRC 30 to HRC 55 Ordinary Steel, Alloy Steel, Cast Iron, Heat-Resistant Steel, etc.
- Available in various cut lengths.
- Corner radius with long neck are suitable for deep general cutting and 3D milling.

EPCRC



d Tolerance	
d ≤ 6	0 ~ -0.02
6 < d ≤ 12	0 ~ -0.03
d > 12	0 ~ -0.04

R Tolerance	
R < 2	±0.015
R ≥ 2	±0.020

Order No. 訂購編碼	Dia. (d)	Corner Radius (R)	CL (L1)	EFF-L (L2)	OAL (L)	Shank (D)	Flutes (Z)
EPCRC20500116U	5.0	0.1R	5.0	16	60	6	2
EPCRC20500130U	5.0	0.1R	5.0	30	75	6	2
EPCRC20500216U	5.0	0.2R	5.0	16	60	6	2
EPCRC20500230U	5.0	0.2R	5.0	30	75	6	2
EPCRC20500316U	5.0	0.3R	5.0	16	60	6	2
EPCRC20500330U	5.0	0.3R	5.0	30	75	6	2
EPCRC20500516U	5.0	0.5R	5.0	16	60	6	2
EPCRC20500530U	5.0	0.5R	5.0	30	75	6	2
EPCRC20501016U	5.0	1.0R	5.0	16	60	6	2
EPCRC20501030U	5.0	1.0R	5.0	30	75	6	2
EPCRC20600120U	6.0	0.1R	7.0	20	60	6	2
EPCRC20600130U	6.0	0.1R	7.0	30	75	6	2
EPCRC20600220U	6.0	0.2R	7.0	20	60	6	2
EPCRC20600230U	6.0	0.2R	7.0	30	75	6	2
EPCRC20600320U	6.0	0.3R	7.0	20	60	6	2
EPCRC20600330U	6.0	0.3R	7.0	30	75	6	2
EPCRC20600520U	6.0	0.5R	7.0	20	60	6	2
EPCRC20600530U	6.0	0.5R	7.0	30	75	6	2
EPCRC20601020U	6.0	1.0R	7.0	20	60	6	2
EPCRC20601030U	6.0	1.0R	7.0	30	75	6	2
EPCRC20601520U	6.0	1.5R	7.0	20	60	6	2
EPCRC20601530U	6.0	1.5R	7.0	30	75	6	2
EPCRC20800522U	8.0	0.5R	9.0	22	60	8	2
EPCRC20801022U	8.0	1.0R	9.0	22	60	8	2
EPCRC20801522U	8.0	1.5R	9.0	22	60	8	2
EPCRC20802022U	8.0	2.0R	9.0	22	60	8	2
EPCRC21000524U	10.0	0.5R	11.0	24	75	10	2
EPCRC21001024U	10.0	1.0R	11.0	24	75	10	2
EPCRC21001524U	10.0	1.5R	11.0	24	75	10	2
EPCRC21002024U	10.0	2.0R	11.0	24	75	10	2
EPCRC21200526U	12.0	0.5R	13.0	26	75	12	2
EPCRC21201026U	12.0	1.0R	13.0	26	75	12	2
EPCRC21201526U	12.0	1.5R	13.0	26	75	12	2
EPCRC21202026U	12.0	2.0R	13.0	26	75	12	2

Cutting conditions : Page B237

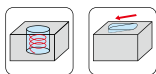
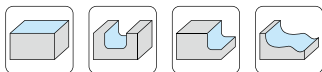
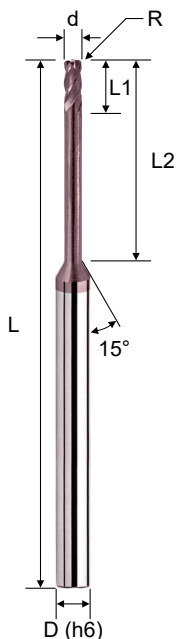
The coating can change to SNAX smooth coating (Al, Ti, Si, Cr, N) is optional.
提供塗層可選擇 SNAX 光滑塗層

G550 - Long Neck · Corner Radius · 4F

長頸型 · 圓鼻銑刀 · 4 刃

- UNICO coating (Al, Ti, Cr, N) provides superior wear resistance and reduces the coefficient of friction.
- Suitable for HRC 30 to HRC 55 Ordinary Steel, Alloy Steel, Cast Iron, Heat-Resistant Steel, etc.
- Multiple flutes and ling neck design provides better surface in deep cutting.
- Available in various cut lengths.

EPCRC



Order No. 訂購編碼	Dia. (d)	Corner Radius (R)	CL (L1)	EFF-L (L2)	OAL (L)	Shank (D)	Flutes (Z)
EPCRC44200106U	2.0	0.1R	2.0	6	50	4	4
EPCRC44200108U	2.0	0.1R	2.0	8	50	4	4
EPCRC44200110U	2.0	0.1R	2.0	10	50	4	4
EPCRC44200112U	2.0	0.1R	2.0	12	50	4	4
EPCRC44200116U	2.0	0.1R	2.0	16	50	4	4
EPCRC44200120U	2.0	0.1R	2.0	20	50	4	4
EPCRC44200125U	2.0	0.1R	2.0	25	60	4	4
EPCRC44200206U	2.0	0.2R	2.0	6	50	4	4
EPCRC44200208U	2.0	0.2R	2.0	8	50	4	4
EPCRC44200210U	2.0	0.2R	2.0	10	50	4	4
EPCRC44200212U	2.0	0.2R	2.0	12	50	4	4
EPCRC44200216U	2.0	0.2R	2.0	16	50	4	4
EPCRC44200220U	2.0	0.2R	2.0	20	50	4	4
EPCRC44200225U	2.0	0.2R	2.0	25	60	4	4
EPCRC44200306U	2.0	0.3R	2.0	6	50	4	4
EPCRC44200308U	2.0	0.3R	2.0	8	50	4	4
EPCRC44200310U	2.0	0.3R	2.0	10	50	4	4
EPCRC44200312U	2.0	0.3R	2.0	12	50	4	4
EPCRC44200316U	2.0	0.3R	2.0	16	50	4	4
EPCRC44200320U	2.0	0.3R	2.0	20	50	4	4
EPCRC44200325U	2.0	0.3R	2.0	25	60	4	4
EPCRC44200506U	2.0	0.5R	2.0	6	50	4	4
EPCRC44200508U	2.0	0.5R	2.0	8	50	4	4
EPCRC44200510U	2.0	0.5R	2.0	10	50	4	4
EPCRC44200512U	2.0	0.5R	2.0	12	50	4	4
EPCRC44200516U	2.0	0.5R	2.0	16	50	4	4
EPCRC44200520U	2.0	0.5R	2.0	20	50	4	4
EPCRC44200525U	2.0	0.5R	2.0	25	60	4	4
EPCRC40200510U	2.0	0.5R	2.0	10	50	6	4
EPCRC40200515U	2.0	0.5R	2.0	15	50	6	4

Cutting conditions : Page B237

The coating can change to SNAX smooth coating (Al, Ti, Si, Cr, N) is optional.
提供塗層可選擇 SNAX 光滑塗層

d Tolerance	
d ≤ 6	0 ~ -0.02
6 < d ≤ 12	0 ~ -0.03
d > 12	0 ~ -0.04
R Tolerance	
R < 2	±0.015
R ≥ 2	±0.020

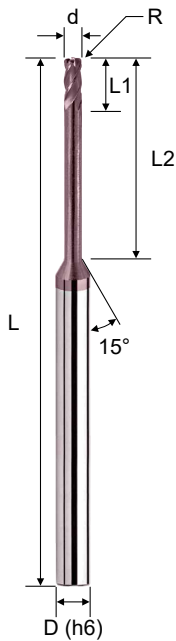
Solid Carbide Endmills

G550 - Long Neck · Corner Radius · 4F

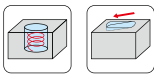
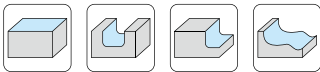
長頸型 · 圓鼻銑刀 · 4 刃

- UNICO coating (Al, Ti, Cr, N) provides superior wear resistance and reduces the coefficient of friction.
- Suitable for HRC 30 to HRC 55 Ordinary Steel, Alloy Steel, Cast Iron, Heat-Resistant Steel, etc.
- Multiple flutes and ling neck design provides better surface in deep cutting.
- Available in various cut lengths.

EPCRC



Order No. 訂購編碼	Dia. (d)	Corner Radius (R)	CL (L1)	EFF-L (L2)	OAL (L)	Shank (D)	Flutes (Z)
EPCRC44250110U	2.5	0.1R	2.5	10	50	4	4
EPCRC44250116U	2.5	0.1R	2.5	16	50	4	4
EPCRC44250120U	2.5	0.1R	2.5	20	50	4	4
EPCRC44250125U	2.5	0.1R	2.5	25	60	4	4
EPCRC44250210U	2.5	0.2R	2.5	10	50	4	4
EPCRC44250216U	2.5	0.2R	2.5	16	50	4	4
EPCRC44250220U	2.5	0.2R	2.5	20	50	4	4
EPCRC44250225U	2.5	0.2R	2.5	25	60	4	4
EPCRC44250310U	2.5	0.3R	2.5	10	50	4	4
EPCRC44250316U	2.5	0.3R	2.5	16	50	4	4
EPCRC44250320U	2.5	0.3R	2.5	20	50	4	4
EPCRC44250325U	2.5	0.3R	2.5	25	60	4	4
EPCRC44250510U	2.5	0.5R	2.5	10	50	4	4
EPCRC44250516U	2.5	0.5R	2.5	16	50	4	4
EPCRC44250520U	2.5	0.5R	2.5	20	50	4	4
EPCRC44250525U	2.5	0.5R	2.5	25	60	4	4



Cutting conditions : Page B237

d Tolerance	
d ≤ 6	0 ~ -0.02
6 < d ≤ 12	0 ~ -0.03
d > 12	0 ~ -0.04

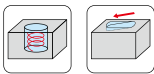
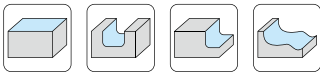
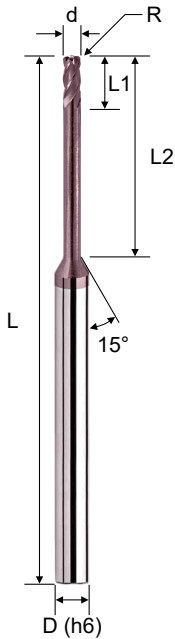
R Tolerance	
R < 2	±0.015
R ≥ 2	±0.020

G550 - Long Neck · Corner Radius · 4F

長頸型 · 圓鼻銑刀 · 4 刃

- UNICO coating (Al, Ti, Cr, N) provides superior wear resistance and reduces the coefficient of friction.
- Suitable for HRC 30 to HRC 55 Ordinary Steel, Alloy Steel, Cast Iron, Heat-Resistant Steel, etc.
- Multiple flutes and ling neck design provides better surface in deep cutting.
- Available in various cut lengths.

EPCRC



Order No. 訂購編碼	Dia. (d)	Corner Radius (R)	CL (L1)	EFF-L (L2)	OAL (L)	Shank (D)	Flutes (Z)
EPCRC40300110U	3.0	0.1R	3.0	10	50	6	4
EPCRC40300116U	3.0	0.1R	3.0	16	60	6	4
EPCRC40300120U	3.0	0.1R	3.0	20	60	6	4
EPCRC40300125U	3.0	0.1R	3.0	25	60	6	4
EPCRC40300130U	3.0	0.1R	3.0	30	75	6	4
EPCRC40300135U	3.0	0.1R	3.0	35	75	6	4
EPCRC40300210U	3.0	0.2R	3.0	10	50	6	4
EPCRC40300216U	3.0	0.2R	3.0	16	60	6	4
EPCRC40300220U	3.0	0.2R	3.0	20	60	6	4
EPCRC40300225U	3.0	0.2R	3.0	25	60	6	4
EPCRC40300230U	3.0	0.2R	3.0	30	75	6	4
EPCRC40300235U	3.0	0.2R	3.0	35	75	6	4
EPCRC40300310U	3.0	0.3R	3.0	10	50	6	4
EPCRC40300316U	3.0	0.3R	3.0	16	60	6	4
EPCRC40300320U	3.0	0.3R	3.0	20	60	6	4
EPCRC40300325U	3.0	0.3R	3.0	25	60	6	4
EPCRC40300330U	3.0	0.3R	3.0	30	75	6	4
EPCRC40300335U	3.0	0.3R	3.0	35	75	6	4
EPCRC40300510U	3.0	0.5R	3.0	10	50	6	4
EPCRC40300516U	3.0	0.5R	3.0	16	60	6	4
EPCRC40300520U	3.0	0.5R	3.0	20	60	6	4
EPCRC40300525U	3.0	0.5R	3.0	25	60	6	4
EPCRC40300530U	3.0	0.5R	3.0	30	75	6	4
EPCRC40300535U	3.0	0.5R	3.0	35	75	6	4
EPCRC40301010U	3.0	1.0R	3.0	10	50	6	4
EPCRC40301016U	3.0	1.0R	3.0	16	60	6	4
EPCRC40301020U	3.0	1.0R	3.0	20	60	6	4
EPCRC40301025U	3.0	1.0R	3.0	25	60	6	4
EPCRC40301030U	3.0	1.0R	3.0	30	75	6	4
EPCRC40301035U	3.0	1.0R	3.0	35	75	6	4

Cutting conditions : Page B237

The coating can change to SNAX smooth coating (Al, Ti, Si, Cr, N) is optional.
提供塗層可選擇 SNAX 光滑塗層

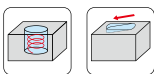
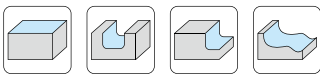
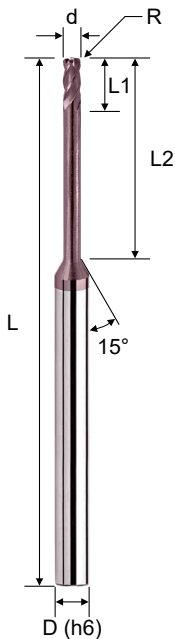
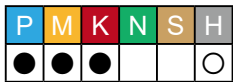
d Tolerance	
d ≤ 6	0 ~ -0.02
6 < d ≤ 12	0 ~ -0.03
d > 12	0 ~ -0.04
R Tolerance	
R < 2	±0.015
R ≥ 2	±0.020

G550 - Long Neck · Corner Radius · 4F

長頸型 · 圓鼻銑刀 · 4 刃

- UNICO coating (Al, Ti, Cr, N) provides superior wear resistance and reduces the coefficient of friction.
- Suitable for HRC 30 to HRC 55 Ordinary Steel, Alloy Steel, Cast Iron, Heat-Resistant Steel, etc.
- Multiple flutes and ling neck design provides better surface in deep cutting.
- Available in various cut lengths.

EPCRC



Order No. 訂購編碼	Dia. (d)	Corner Radius (R)	CL (L1)	EFF-L (L2)	OAL (L)	Shank (D)	Flutes (Z)
EPCRC40400113U	4.0	0.1R	4.0	13	50	6	4
EPCRC40400116U	4.0	0.1R	4.0	16	60	6	4
EPCRC40400120U	4.0	0.1R	4.0	20	60	6	4
EPCRC40400125U	4.0	0.1R	4.0	25	60	6	4
EPCRC40400130U	4.0	0.1R	4.0	30	75	6	4
EPCRC40400135U	4.0	0.1R	4.0	35	75	6	4
EPCRC40400213U	4.0	0.2R	4.0	13	50	6	4
EPCRC40400216U	4.0	0.2R	4.0	16	60	6	4
EPCRC40400220U	4.0	0.2R	4.0	20	60	6	4
EPCRC40400225U	4.0	0.2R	4.0	25	60	6	4
EPCRC40400230U	4.0	0.2R	4.0	30	75	6	4
EPCRC40400235U	4.0	0.2R	4.0	35	75	6	4
EPCRC40400313U	4.0	0.3R	4.0	13	50	6	4
EPCRC40400316U	4.0	0.3R	4.0	16	60	6	4
EPCRC40400320U	4.0	0.3R	4.0	20	60	6	4
EPCRC40400325U	4.0	0.3R	4.0	25	60	6	4
EPCRC40400330U	4.0	0.3R	4.0	30	75	6	4
EPCRC40400335U	4.0	0.3R	4.0	35	75	6	4
EPCRC40400513U	4.0	0.5R	4.0	13	50	6	4
EPCRC40400516U	4.0	0.5R	4.0	16	60	6	4
EPCRC40400520U	4.0	0.5R	4.0	20	60	6	4
EPCRC40400525U	4.0	0.5R	4.0	25	60	6	4
EPCRC40400530U	4.0	0.5R	4.0	30	75	6	4
EPCRC40400535U	4.0	0.5R	4.0	35	75	6	4
EPCRC40401013U	4.0	1.0R	4.0	13	50	6	4
EPCRC40401016U	4.0	1.0R	4.0	16	60	6	4
EPCRC40401020U	4.0	1.0R	4.0	20	60	6	4
EPCRC40401025U	4.0	1.0R	4.0	25	60	6	4
EPCRC40401030U	4.0	1.0R	4.0	30	75	6	4
EPCRC40401035U	4.0	1.0R	4.0	35	75	6	4

Cutting conditions : Page B237

The coating can change to SNAX smooth coating (Al, Ti, Si, Cr, N) is optional.
提供塗層可選擇 SNAX 光滑塗層

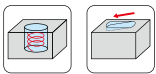
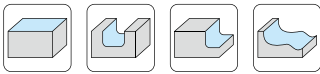
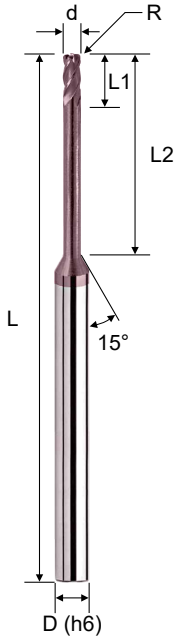
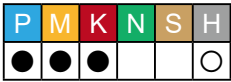
d Tolerance	
d ≤ 6	0 ~ -0.02
6 < d ≤ 12	0 ~ -0.03
d > 12	0 ~ -0.04
R Tolerance	
R < 2	±0.015
R ≥ 2	±0.020

G550 - Long Neck · Corner Radius · 4F

長頸型 · 圓鼻銑刀 · 4 刃

- UNICO coating (Al, Ti, Cr, N) provides superior wear resistance and reduces the coefficient of friction.
- Suitable for HRC 30 to HRC 55 Ordinary Steel, Alloy Steel, Cast Iron, Heat-Resistant Steel, etc.
- Multiple flutes and ling neck design provides better surface in deep cutting.
- Available in various cut lengths.

EPCRC



d Tolerance	
d ≤ 6	0 ~ -0.02
6 < d ≤ 12	0 ~ -0.03
d > 12	0 ~ -0.04

R Tolerance	
R < 2	±0.015
R ≥ 2	±0.020

Order No. 訂購編碼	Dia. (d)	Corner Radius (R)	CL (L1)	EFF-L (L2)	OAL (L)	Shank (D)	Flutes (Z)
EPCRC40500116U	5.0	0.1R	5.0	16	60	6	4
EPCRC40500130U	5.0	0.1R	5.0	30	75	6	4
EPCRC40500216U	5.0	0.2R	5.0	16	60	6	4
EPCRC40500230U	5.0	0.2R	5.0	30	75	6	4
EPCRC40500316U	5.0	0.3R	5.0	16	60	6	4
EPCRC40500330U	5.0	0.3R	5.0	30	75	6	4
EPCRC40500516U	5.0	0.5R	5.0	16	60	6	4
EPCRC40500530U	5.0	0.5R	5.0	30	75	6	4
EPCRC40501016U	5.0	1.0R	5.0	16	60	6	4
EPCRC40501030U	5.0	1.0R	5.0	30	75	6	4
EPCRC40600120U	6.0	0.1R	7.0	20	60	6	4
EPCRC40600130U	6.0	0.1R	7.0	30	75	6	4
EPCRC40600220U	6.0	0.2R	7.0	20	60	6	4
EPCRC40600230U	6.0	0.2R	7.0	30	75	6	4
EPCRC40600320U	6.0	0.3R	7.0	20	60	6	4
EPCRC40600330U	6.0	0.3R	7.0	30	75	6	4
EPCRC40600520U	6.0	0.5R	7.0	20	60	6	4
EPCRC40600530U	6.0	0.5R	7.0	30	75	6	4
EPCRC40601020U	6.0	1.0R	7.0	20	60	6	4
EPCRC40601030U	6.0	1.0R	7.0	30	75	6	4
EPCRC40601520U	6.0	1.5R	7.0	20	60	6	4
EPCRC40601530U	6.0	1.5R	7.0	30	75	6	4
EPCRC40800522U	8.0	0.5R	9.0	22	60	8	4
EPCRC40801022U	8.0	1.0R	9.0	22	60	8	4
EPCRC40801522U	8.0	1.5R	9.0	22	60	8	4
EPCRC40802022U	8.0	2.0R	9.0	22	60	8	4
EPCRC41000524U	10.0	0.5R	11.0	24	75	10	4
EPCRC41001024U	10.0	1.0R	11.0	24	75	10	4
EPCRC41001524U	10.0	1.5R	11.0	24	75	10	4
EPCRC41002024U	10.0	2.0R	11.0	24	75	10	4
EPCRC41200526U	12.0	0.5R	13.0	26	75	12	4
EPCRC41201026U	12.0	1.0R	13.0	26	75	12	4
EPCRC41201526U	12.0	1.5R	13.0	26	75	12	4
EPCRC41202026U	12.0	2.0R	13.0	26	75	12	4

Cutting conditions : Page B237

The coating can change to SNAX smooth coating (Al, Ti, Si, Cr, N) is optional.
提供塗層可選擇 SNAX 光滑塗層

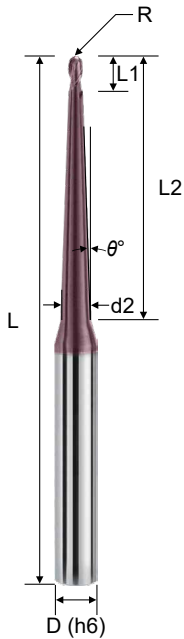
Solid Carbide Endmills

G550 - Taper Neck · Ball Nose · 2F

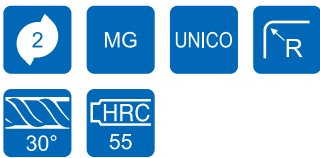
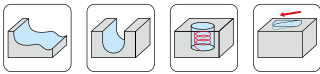
斜頸型 · 球型銑刀 · 2 刃

- UNICO coating (Al, Ti, Cr, N) provides superior wear resistance and reduces the coefficient of friction.
- Suitable for HRC 30 to HRC 55 Ordinary Steel, Alloy Steel, Cast Iron, Heat-Resistant Steel, etc.
- Suitable for high performance profile milling.
- High strength of taper neck, can cut deep grooves without breaking.

EPBRT



Order No. 訂購編碼	Radius (R)	Dia. (d)	θ°	CL (L1)	EFF-L (L2)	NL (d2)	OAL (L)	Shank (D)	Flutes (Z)
EPBRT201023AU	0.5R	1	1.5°	2	23	2.10	60	6	2
EPBRT2010235U	0.5R	1	5.0°	2	23	4.67	60	6	2
EPBRT2010423U	0.5R	1	3.0°	2	42	5.19	75	6	2
EPBRT202035HU	1.0R	2	0.5°	4	35	2.54	75	6	2
EPBRT2020351U	1.0R	2	1.0°	4	35	3.08	75	6	2
EPBRT202023AU	1.0R	2	1.5°	4	23	3.00	60	6	2
EPBRT202035AU	1.0R	2	1.5°	4	35	3.62	75	6	2
EPBRT2020235U	1.0R	2	5.0°	4	23	5.32	60	6	2
EPBRT2020413U	1.0R	2	3.0°	4	41	5.88	75	6	2
EPBRT203052AU	1.5R	3	1.5°	6	52	5.40	100	6	2
EPBRT2030323U	1.5R	3	3.0°	6	32	5.73	75	6	2
EPBRT204046AU	2.0R	4	1.5°	8	46	6.00	100	6	2
EPBRT2040273U	2.0R	4	3.0°	8	27	6.00	75	6	2



Cutting conditions : Page B225

R Tolerance	
R ≤ 3	±0.015
R > 3	±0.020

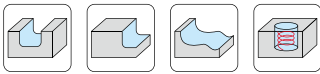
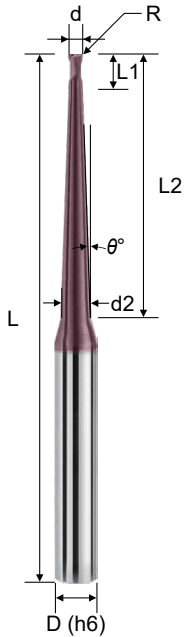
The coating can change to SNAX smooth coating (Al, Ti, Si, Cr, N) is optional.
提供塗層可選擇 SNAX 光滑塗層

G550 - Taper Neck · Corner Radius · 2F

斜頸型 · 圓鼻銑刀 · 2 刃

- UNICO coating (Al, Ti, Cr, N) provides superior wear resistance and reduces the coefficient of friction.
- Suitable for HRC 30 to HRC 55 Ordinary Steel, Alloy Steel, Cast Iron, Heat-Resistant Steel, etc.
- Various taper angle makes it suitable for different applications.
- Small corner radius applied protect chipping of cutting edges.
- High strength of taper neck, can cut deep grooves without breaking.

EPCRT



d Tolerance	
d ≤ 6	0 ~ -0.02
6 < d ≤ 12	0 ~ -0.03
d > 12	0 ~ -0.04

R Tolerance	
R < 2	±0.015
R ≥ 2	±0.020

Order No. 訂購編碼	Dia. (d)	Corner Radius (R)	θ°	CL (L1)	EFF-L (L2)	OAL (L)	Shank (D)	Flutes (Z)
EPCRT20100120HU	1.0	0.10R	0.5°	2.0	20	60	6	2
EPCRT201001201U	1.0	0.10R	1.0°	2.0	20	60	6	2
EPCRT20100120AU	1.0	0.10R	1.5°	2.0	20	60	6	2
EPCRT201201230HU2C	1.2	0.12R	0.5°	2.0	30	75	6	2
EPCRT2012012301U2C	1.2	0.12R	1.0°	2.0	30	75	6	2
EPCRT201201230AU2C	1.2	0.12R	1.5°	2.0	30	75	6	2
EPCRT201501530HU2C	1.5	0.15R	0.5°	2.0	30	75	6	2
EPCRT2015015301U2C	1.5	0.15R	1.0°	2.0	30	75	6	2
EPCRT201501530AU2C	1.5	0.15R	1.5°	2.0	30	75	6	2
EPCRT201801830HU2C	1.8	0.18R	0.5°	2.0	30	75	6	2
EPCRT2018018301U2C	1.8	0.18R	1.0°	2.0	30	75	6	2
EPCRT201801830AU2C	1.8	0.18R	1.5°	2.0	30	75	6	2
EPCRT20200225AU	2.0	0.20R	1.5°	3.0	25	75	6	2
EPCRT20200239AU	2.0	0.20R	1.5°	3.0	39	75	6	2
EPCRT20200525AU	2.0	0.50R	1.5°	3.0	25	75	6	2
EPCRT20200539AU	2.0	0.50R	1.5°	3.0	39	75	6	2
EPCRT20200550AU	2.0	0.50R	1.5°	3.0	50	100	6	2
EPCRT20200535HU4C	2.0	0.50R	0.5°	4.0	35	75	6	2
EPCRT202005351U4C	2.0	0.50R	1.0°	4.0	35	75	6	2
EPCRT20200535AU4C	2.0	0.50R	1.5°	4.0	35	75	6	2
EPCRT20250535HU5C	2.5	0.50R	0.5°	5.0	35	75	6	2
EPCRT202505351U5C	2.5	0.50R	1.0°	5.0	35	75	6	2
EPCRT20250535AU5C	2.5	0.50R	1.5°	5.0	35	75	6	2
EPCRT20251035HU5C	2.5	1.00R	0.5°	5.0	35	75	6	2
EPCRT202510351U5C	2.5	1.00R	1.0°	5.0	35	75	6	2
EPCRT20251035AU5C	2.5	1.00R	1.5°	5.0	35	75	6	2



The coating can change to SNAX smooth coating (Al, Ti, Si, Cr, N) is optional.
提供塗層可選擇 SNAX 光滑塗層

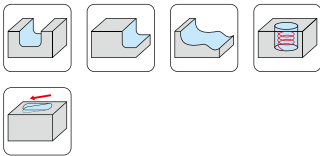
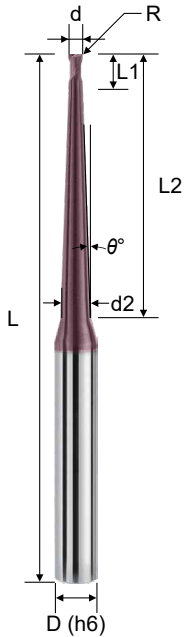
Solid Carbide Endmills

G550 - Taper Neck · Corner Radius · 2F

斜頸型 · 圓鼻銑刀 · 2刃

- UNICO coating (Al, Ti, Cr, N) provides superior wear resistance and reduces the coefficient of friction.
- Suitable for HRC 30 to HRC 55 Ordinary Steel, Alloy Steel, Cast Iron, Heat-Resistant Steel, etc.
- Various taper angle makes it suitable for different applications.
- Small corner radius applied protect chipping of cutting edges.
- High strength of taper neck, can cut deep grooves without breaking.

EPCRT



Order No. 訂購編碼	Dia. (d)	Corner Radius (R)	θ°	CL (L1)	EFF-L (L2)	OAL (L)	Shank (D)	Flutes (Z)
EPCRT20300525AU	3.0	0.50R	1.5°	4.5	25	75	6	2
EPCRT20301025AU	3.0	1.00R	1.5°	4.5	25	75	6	2
EPCRT20301039AU	3.0	1.00R	1.5°	4.5	39	75	6	2
EPCRT20301050AU	3.0	1.00R	1.5°	4.5	50	100	6	2
EPCRT20300535HU5C	3.0	0.50R	0.5°	5.0	35	75	6	2
EPCRT203005351U5C	3.0	0.50R	1.0°	5.0	35	75	6	2
EPCRT20300535AU5C	3.0	0.50R	1.5°	5.0	35	75	6	2
EPCRT20301035HU5C	3.0	1.00R	0.5°	5.0	35	75	6	2
EPCRT203010351U5C	3.0	1.00R	1.0°	5.0	35	75	6	2
EPCRT20301035AU5C	3.0	1.00R	1.5°	5.0	35	75	6	2
EPCRT20350535HU	3.5	0.50R	0.5°	5.0	35	75	6	2
EPCRT203505351U	3.5	0.50R	1.0°	5.0	35	75	6	2
EPCRT20350535AU	3.5	0.50R	1.5°	5.0	35	75	6	2
EPCRT20351035HU	3.5	1.00R	0.5°	5.0	35	75	6	2
EPCRT203510351U	3.5	1.00R	1.0°	5.0	35	75	6	2
EPCRT20351035AU	3.5	1.00R	1.5°	5.0	35	75	6	2
EPCRT20400545HU	4.0	0.50R	0.5°	6.0	45	100	6	2
EPCRT204005451U	4.0	0.50R	1.0°	6.0	45	100	6	2
EPCRT20400525AU	4.0	0.50R	1.5°	6.0	25	75	6	2
EPCRT20400545AU	4.0	0.50R	1.5°	6.0	45	100	6	2
EPCRT20401045HU	4.0	1.00R	0.5°	6.0	45	100	6	2
EPCRT204010451U	4.0	1.00R	1.0°	6.0	45	100	6	2
EPCRT20401025AU	4.0	1.00R	1.5°	6.0	25	75	6	2
EPCRT20401045AU	4.0	1.00R	1.5°	6.0	45	100	6	2
EPCRT20501025AU	5.0	1.00R	1.5°	7.5	25	75	6	2
EPCRT20501050AU	5.0	1.00R	1.5°	7.5	50	100	8	2
EPCRT20601035AU	6.0	1.00R	1.5°	9.0	35	75	8	2
EPCRT20601050AU	6.0	1.00R	1.5°	9.0	50	100	10	2

d Tolerance	
d ≤ 6	0 ~ -0.02
6 < d ≤ 12	0 ~ -0.03
d > 12	0 ~ -0.04
R Tolerance	
R < 2	±0.015
R ≥ 2	±0.020




The coating can change to SNAX smooth coating (Al, Ti, Si, Cr, N) is optional.
提供塗層可選擇 SNAX 光滑塗層

G550 - Inner Radius Endmill · 2F / 4F

內 R 角銑刀 · 2 刃 / 4 刃

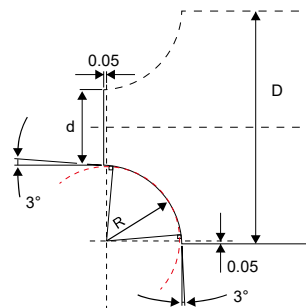
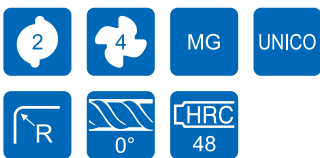
- UNICO coating (Al, Ti, Cr, N) provides superior wear resistance and reduces the coefficient of friction.
- Suitable for HRC 30 to HRC 55 Ordinary Steel, Alloy Steel, Cast Iron, Heat-Resistant Steel, etc.
- Inner radius tools are suitable for chamfering with round corner application.

EPISA



Order No. 訂購編碼	Corner Radius (R)	Dia. (d)	OAL (L)	Shank (D)	Flutes (Z)
EPISA242905U	0.5R	2.9	50	4	2
EPISA204905U	0.5R	4.9	50	6	2
EPISA241910U	1.0R	1.9	50	4	2
EPISA203910U	1.0R	3.9	50	6	2
EPISA205910U	1.0R	5.9	60	8	2
EPISA204915U	1.5R	4.9	60	8	2
EPISA205920U	2.0R	5.9	75	10	2
EPISA204925U	2.5R	4.9	75	10	2
EPISA205930U	3.0R	5.9	75	12	2
EPISA203940U	4.0R	3.9	75	12	2
EPISA205950U	5.0R	5.9	75	16	2
EPISA203960U	6.0R	3.9	75	16	2
EPISA442905U	0.5R	2.9	50	4	4
EPISA404905U	0.5R	4.9	50	6	4
EPISA441910U	1.0R	1.9	50	4	4
EPISA403910U	1.0R	3.9	50	6	4
EPISA405910U	1.0R	5.9	60	8	4
EPISA404915U	1.5R	4.9	60	8	4
EPISA405920U	2.0R	5.9	75	10	4
EPISA404925U	2.5R	4.9	75	10	4
EPISA405930U	3.0R	5.9	75	12	4
EPISA403940U	4.0R	3.9	75	12	4
EPISA405950U	5.0R	5.9	75	16	4
EPISA403960U	6.0R	3.9	75	16	4

Cutting conditions : Page B238



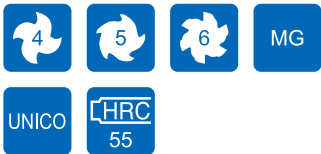
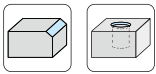

The coating can change to SNAX smooth coating (Al, Ti, Si, Cr, N) is optional.
提供塗層可選擇 SNAX 光滑塗層

Solid Carbide Endmills

G550 - Chamfer Endmill · 4F / 5F / 6F 倒角銑刀 · 4 刃 / 5 刃 / 6 刃

- Designed for chamfer milling.
- Chamfering angle can be divided into 30° or 45°.
- UNICO coating (Al, Ti, Cr, N) provides superior wear resistance and reduces the coefficient of friction.
- Suitable for Steel, Alloy steel, Stainless steel, Cast iron, & Hardened steel.

EPFSA



Order No. 訂購編碼	Dia. (d)	(d1)	OAL (L)	Shank (D)	α°	Flutes (Z)
EPFSA444060U	4	0.5	50	4	60°	4
EPFSA406060U	6	1.0	60	6	60°	4
EPFSA508060U	8	1.5	60	8	60°	5
EPFSA610060U	10	1.5	75	10	60°	6
EPFSA612060U	12	2.0	75	12	60°	6
EPFSA444090U	4	0.5	50	4	90°	4
EPFSA406090U	6	1.0	60	6	90°	4
EPFSA508090U	8	1.5	60	8	90°	5
EPFSA610090U	10	1.5	75	10	90°	6
EPFSA612090U	12	2.0	75	12	90°	6

※ Use uncoating tools for **N** material machining.

Cutting conditions : Page B239

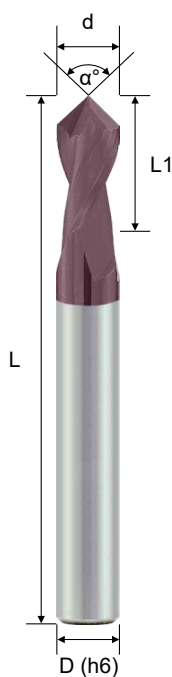
The coating can change to SNAX smooth coating (Al, Ti, Si, Cr, N) is optional.
提供塗層可選擇 SNAX 光滑塗層

G550 - Drill Mills · 2F

倒角兼用銑刀 · 2 刃

- Designed for chamfer milling.
- Chamfering angle can be divided into 30° or 45°.
- UNICO coating (Al, Ti, Cr, N) provides superior wear resistance and reduces the coefficient of friction.
- Suitable for Steel, Alloy steel, Stainless steel, Cast iron, & Hardened steel.

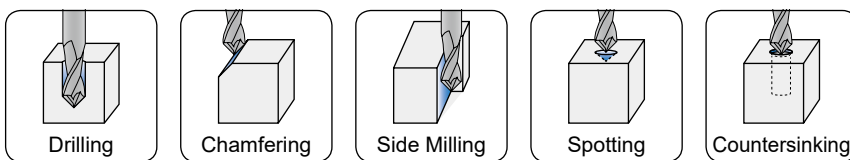
EPFSC



Order No. 訂購編碼	Dia. (d)	CL (L1)	OAL (L)	Shank (D)	α°	Flutes (Z)
EPFSC203060U	3	6	50	6	60°	2
EPFSC204060U	4	8	50	6	60°	2
EPFSC205060U	5	10	50	6	60°	2
EPFSC206060U	6	12	50	6	60°	2
EPFSC208060U	8	16	60	8	60°	2
EPFSC210060U	10	20	75	10	60°	2
EPFSC212060U	12	24	75	12	60°	2
EPFSC203090U	3	6	50	6	90°	2
EPFSC204090U	4	8	50	6	90°	2
EPFSC205090U	5	10	50	6	90°	2
EPFSC206090U	6	12	50	6	90°	2
EPFSC208090U	8	16	60	8	90°	2
EPFSC210090U	10	20	75	10	90°	2
EPFSC212090U	12	24	75	12	90°	2
EPFSC203012U	3	6	50	6	120°	2
EPFSC204012U	4	8	50	6	120°	2
EPFSC205012U	5	10	50	6	120°	2
EPFSC206012U	6	12	50	6	120°	2
EPFSC208012U	8	16	60	8	120°	2
EPFSC210012U	10	20	75	10	120°	2
EPFSC212012U	12	24	75	12	120°	2

Solid Carbide Endmills

Cutting conditions : Page B239



Tolerance	
$\varnothing d \leq 6$	0 ~ -0.02
$6 < \varnothing d \leq 12$	0 ~ -0.03
$\varnothing d > 12$	0 ~ -0.04

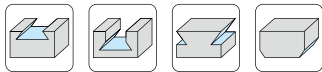
The coating can change to SNAX smooth coating (Al, Ti, Si, Cr, N) is optional.
提供塗層可選擇 SNAX 光滑塗層

G550 - Dovetail Endmill · 4F

鳩尾槽銑刀 · 4 刃

- For dovetail slotting and side milling.
- Suitable for chamfering the bottom edge of the workpiece.
- Neck grinding is suitable for deep machining.
- Provide 30°, 60°, 90° and 120° included angle.
- $\alpha^\circ < 90^\circ$, helix angle = 15° ; $\alpha^\circ \geq 90^\circ$, helix angle = 0°.

EPSDT



d Tolerance	
d ≤ 6	0 ~ -0.02
6 < d ≤ 12	0 ~ -0.03
d > 12	0 ~ -0.04
α° Tolerance	
α°	±1°

Order No. 訂購編碼	Dia. (d)	α°	CL (L1)	NL (L2)	ND (d1)	OAL (L)	Shank (D)	Flutes (Z)
EPSDT40330030U	3	30°	2.0	3	2.0	50	6	4
EPSDT40360030U	3	60°	0.9	3	2.0	50	6	4
EPSDT40390030U	3	90°	0.8	3	1.5	50	6	4
EPSDT40312030U	3	120°	0.4	3	1.5	50	6	4
EPSDT40430040U	4	30°	2.6	4	2.6	50	6	4
EPSDT40460040U	4	60°	1.2	4	2.6	50	6	4
EPSDT40490040U	4	90°	1.0	4	2.0	50	6	4
EPSDT40412040U	4	120°	0.6	4	2.0	50	6	4
EPSDT40530050U	5	30°	3.3	5	3.3	50	6	4
EPSDT40560050U	5	60°	1.5	5	3.3	50	6	4
EPSDT40590050U	5	90°	1.3	5	2.5	50	6	4
EPSDT40512050U	5	120°	0.7	5	2.5	50	6	4
EPSDT40630060U	6	30°	3.9	6	3.9	50	6	4
EPSDT40660060U	6	60°	1.8	6	3.9	50	6	4
EPSDT40690060U	6	90°	1.5	6	3.0	50	6	4
EPSDT40612060U	6	120°	0.9	6	3.0	50	6	4
EPSDT40830080U	8	30°	5.2	8	5.2	60	8	4
EPSDT40860080U	8	60°	2.4	8	5.2	60	8	4
EPSDT40890080U	8	90°	2.0	8	4.0	60	8	4
EPSDT40812080U	8	120°	1.2	8	4.0	60	8	4
EPSDT41030100U	10	30°	6.5	10	6.5	75	10	4
EPSDT41060100U	10	60°	3.0	10	6.5	75	10	4
EPSDT41090100U	10	90°	2.5	10	5.0	75	10	4
EPSDT41012100U	10	120°	1.4	10	5.0	75	10	4
EPSDT41230120U	12	30°	7.8	12	7.8	75	12	4
EPSDT41260120U	12	60°	3.6	12	7.8	75	12	4
EPSDT41290120U	12	90°	3.0	12	6.0	75	12	4
EPSDT41212120U	12	120°	1.7	12	6.0	75	12	4

Working Material	Carbon / Alloy steel (< HRC 30)		Stainless Steel		Aluminum Alloys	
	Vc	Feed (mm/min)	RPM	Feed (mm/min)	RPM	Feed (mm/min)
	25 - 30 - 35 m/min		20 - 25 - 30 m/min		50 - 60 - 70 m/min	
Diameter (d)	RPM	Feed (mm/min)	RPM	Feed (mm/min)	RPM	Feed (mm/min)
4mm	2400	96	2000	77	4800	125
6mm	1600	96	1350	77	3200	125
8mm	1200	90	1000	72	2400	117
10mm	960	85	800	68	2000	111
12mm	800	85	670	68	1600	111

※If α° ≤ 90°, increase Vc and feed 30%.

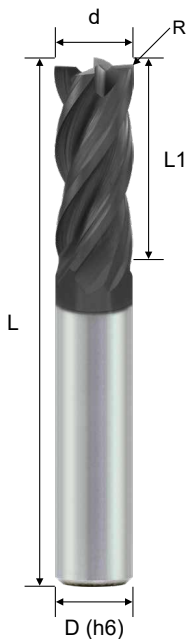
The coating can change to SNAX smooth coating (Al, Ti, Si, Cr, N) is optional. 提供塗層可選擇 SNAX 光滑塗層

V470B - Square · Unequal Spacing · Standard · 4F

不等分割平銑刀 · 標準型 · 4 刃

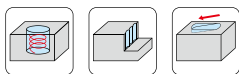
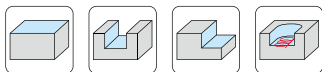
- Unequal flute spacing for anti-vibration.
- 35° helix angle design for alloy steel and cast iron slot milling and side roughing.
- TACO coating (Al, Ti, N) provide superior wear resistance.

EPSSVB



Order No. 訂購編碼	Dia. (d)	CL (L1)	OAL (L)	Shank (D)	R	Flutes (Z)
EPSSVB4440000T	4	10	50	4	-	4
EPSSVB4060000T	6	15	50	6	-	4
EPSSVB4080000T	8	20	60	8	-	4
EPSSVB4080052T	8	16	60	8	0.5R	4
EPSSVB4080102T	8	16	60	8	1R	4
EPSSVB4080152T	8	16	60	8	1.5R	4
EPSSVB4100000T	10	25	75	10	-	4
EPSSVB4100052T	10	20	75	10	0.5R	4
EPSSVB4120000T	12	30	75	12	-	4
EPSSVB4120052T	12	24	75	12	0.5R	4
EPSSVB4160000T	16	35	100	16	-	4
EPSSVB4160102T	16	32	100	16	1R	4

Solid Carbide Endmills



d Tolerance	
d ≤ 6	0 ~ -0.02
6 < d ≤ 12	0 ~ -0.03
d > 12	0 ~ -0.04

R Tolerance	
R	±0.020

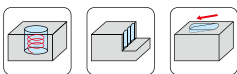
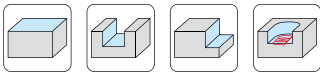
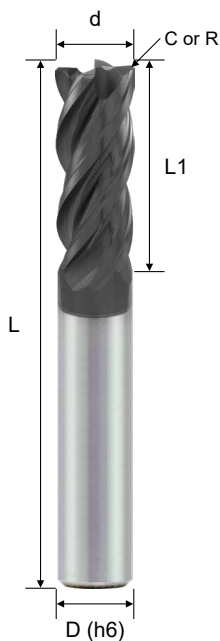
Cutting conditions : Page B260

V470C - Square · Unequal Spacing · Standard · 4F

不等分割平銑刀 · 標準型 · 4 刃

- Unequal flute spacing for anti-vibration.
- 38° helix angle design for alloy steel and cast iron slot milling and side roughing.
- TACO coating (Al, Ti, N) provide superior wear resistance.

EPSSVC



d Tolerance	
d ≤ 6	0 ~ -0.02
6 < d ≤ 12	0 ~ -0.03
d > 12	0 ~ -0.04

R Tolerance	
R	±0.020

Order No. 訂購編碼	Dia. (d)	CL (L1)	OAL (L)	Shank (D)	C or R	Flutes (Z)
EPSSVC4410000T	1	3	50	4	-	4
EPSSVC4420000T	2	5	50	4	-	4
EPSSVC4430000T	3	8	50	4	-	4
EPSSVC4030000T	3	8	50	6	-	4
EPSSVC4440000T	4	10	50	4	-	4
EPSSVC4440052T	4	8	50	4	0.5R	4
EPSSVC4040000T	4	10	50	6	-	4
EPSSVC4050000T	5	13	50	6	-	4
EPSSVC4060000T	6	15	50	6	-	4
EPSSVC4060011T	6	15	50	6	0.10C	4
EPSSVC4060032T	6	12	50	6	0.3R	4
EPSSVC4060052T	6	12	50	6	0.5R	4
EPSSVC4060102T	6	12	50	6	1R	4
EPSSVC4080000T	8	20	60	8	-	4
EPSSVC4080011T	8	20	60	8	0.15C	4
EPSSVC4080052T	8	16	60	8	0.5R	4
EPSSVC4080102T	8	16	60	8	1R	4
EPSSVC4080152T	8	16	60	8	1.5R	4
EPSSVC4100000T	10	25	75	10	-	4
EPSSVC4100003T	10	30	75	10	-	4
EPSSVC4100011T	10	25	75	10	0.15C	4
EPSSVC4100052T	10	20	75	10	0.5R	4
EPSSVC4100102T	10	20	75	10	1R	4
EPSSVC4100202T	10	20	75	10	2R	4
EPSSVC4120000T	12	30	75	12	-	4
EPSSVC4120021T	12	30	75	12	0.20C	4
EPSSVC4120052T	12	24	75	12	0.5R	4
EPSSVC4120102T	12	24	75	12	1R	4
EPSSVC4120202T	12	24	75	12	2R	4
EPSSVC4140000T	14	30	75	14	-	4
EPSSVC4160000T	16	35	100	16	-	4
EPSSVC4160021T	16	35	100	16	0.25C	4
EPSSVC4160102T	16	32	100	16	1R	4
EPSSVC4160202T	16	32	100	16	2R	4
EPSSVC4160302T	16	32	100	16	3R	4
EPSSVC4200000T	20	45	100	20	-	4
EPSSVC4250000T	25	45	100	25	-	4

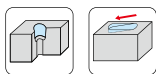
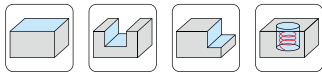
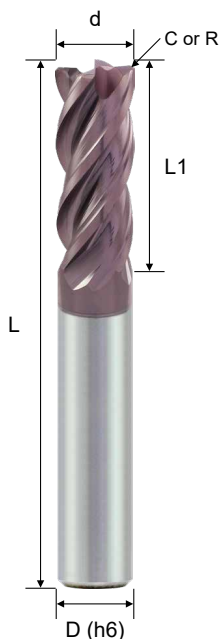
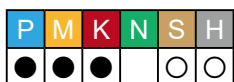
Cutting conditions : Page B260

V470 - Square · Unequal Spacing · Inch · 4F

不等分割平銑刀 · 英吋 · 4 刃

- Unequal flute spacing for anti-vibration.
- High removal rate for steel and alloy steel machining.
- Low cutting force and burr prevention.
- UNICO coating (Al, Ti, Cr, N) provides superior wear resistance.

EP□□V



d Tolerance	
d	.000 ~ -.002"

Order No. 訂購編碼	Dia. (d)	CL (L1)	OAL (L)	Shank (D)	C or R	Flutes (Z)
INCH SIZE						
EPF2V40120210U	1/8	1/4	1 1/2	1/8	.010C	4
EPS2V40120200U	1/8	1/4	1 1/2	1/8	-	4
EPC2V40120215U	1/8	1/4	2 1/2	1/8	.015R	4
EPC4V40120515U	1/8	1/2	2	1/8	.015R	4
EPS4V40120500U	1/8	1/2	2	1/8	-	4
EPF4V40120510U	1/8	1/2	2	1/8	.010C	4
EPS9V40120500U	1/8	1/2	2 1/2	1/8	-	4
EPF2V40180310U	3/16	5/16	2 1/2	3/16	.010C	4
EPC2V40180315U	3/16	5/16	2 1/2	3/16	.015R	4
EPS7V40180300U	3/16	5/16	2 1/2	3/16	-	4
EPF3V40180610U	3/16	5/8	2 1/2	3/16	.010C	4
EPC8V40180615U	3/16	5/8	2 1/2	3/16	.015R	4
EPC8V40180630U	3/16	5/8	2 1/2	3/16	.030R	4
EPS8V40180600U	3/16	5/8	2 1/2	3/16	-	4
EPC2V40250330U	1/4	3/8	2	1/4	.030R	4
EPS2V40250300U	1/4	3/8	2	1/4	-	4
EPF2V40250315U	1/4	3/8	2	1/4	.015C	4
EPC3V40250715U	1/4	3/4	2 1/2	1/4	.015R	4
EPC3V40250730U	1/4	3/4	2 1/2	1/4	.030R	4
EPC3V40250760U	1/4	3/4	2 1/2	1/4	.060R	4
EPF3V40250715U	1/4	3/4	2 1/2	1/4	.015C	4
EPS3V40250700U	1/4	3/4	2 1/2	1/4	-	4
EPC4V40251015U	1/4	1	3	1/4	.015R	4
EPS4V40251000U	1/4	1	3	1/4	-	4
EPC5V40251215U	1/4	1 1/4	3	1/4	.015R	4
EPC5V40251230U	1/4	1 1/4	3	1/4	.030R	4
EPS5V40251200U	1/4	1 1/4	3	1/4	-	4

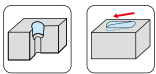
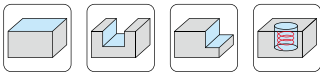
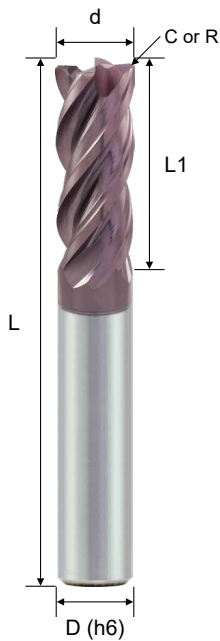
Cutting conditions : Page B263

V470 - Square · Unequal Spacing · Inch · 4F

不等分割平銑刀 · 英吋 · 4 刃

- Unequal flute spacing for anti-vibration.
- High removal rate for steel and alloy steel machining.
- Low cutting force and burr prevention.
- UNICO coating (Al, Ti, Cr, N) provides superior wear resistance.

EP□□V



d Tolerance	
d	.000 ~ -.002"

Order No. 訂購編碼	Dia. (d)	CL (L1)	OAL (L)	Shank (D)	C or R	Flutes (Z)
INCH SIZE						
EPC2V40310530U	5/16	1/2	2 1/2	5/16	.030R	4
EPF2V40310515U	5/16	1/2	2 1/2	5/16	.015C	4
EPS2V40310500U	5/16	1/2	2 1/2	5/16	-	4
EPC2V40310715U	5/16	3/4	2 1/2	5/16	.015R	4
EPC2V40310730U	5/16	3/4	2 1/2	5/16	.030R	4
EPC2V40310760U	5/16	3/4	2 1/2	5/16	.060R	4
EPF2V40310715U	5/16	3/4	2 1/2	5/16	.015C	4
EPS2V40310700U	5/16	3/4	2 1/2	5/16	-	4
EPC4V40311230U	5/16	1 1/4	3	5/16	.030R	4
EPS4V40311200U	5/16	1 1/4	3	5/16	-	4
EPC2V40370815U	3/8	7/8	2 1/2	3/8	.015R	4
EPC2V40370830U	3/8	7/8	2 1/2	3/8	.030R	4
EPC2V40370860U	3/8	7/8	2 1/2	3/8	.060R	4
EPC2V40370890U	3/8	7/8	2 1/2	3/8	.090R	4
EPF2V40370820U	3/8	7/8	2 1/2	3/8	.020C	4
EPS2V40370800U	3/8	7/8	2 1/2	3/8	-	4
EPC3V40371015U	3/8	1	3	3/8	.015R	4
EPC3V40371030U	3/8	1	3	3/8	.030R	4
EPC3V40371060U	3/8	1	3	3/8	.060R	4
EPS3V40371000U	3/8	1	3	3/8	-	4
EPC4V40371530U	3/8	1 1/2	4	3/8	.030R	4
EPC4V40371560U	3/8	1 1/2	4	3/8	.060R	4
EPS4V40371500U	3/8	1 1/2	4	3/8	-	4
EPC7V40372530U	3/8	2 1/2	4	3/8	.030R	4
EPC7V40372560U	3/8	2 1/2	4	3/8	.060R	4
EPF1V40430620U	7/16	5/8	2 3/4	7/16	.020C	4
EPS1V40430600U	7/16	5/8	2 3/4	7/16	-	4
EPF2V40430820U	7/16	7/8	2 3/4	7/16	.020C	4
EPS2V40430800U	7/16	7/8	2 3/4	7/16	-	4

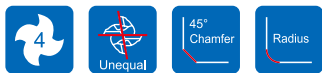
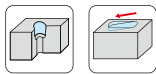
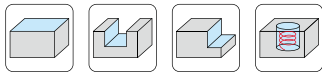
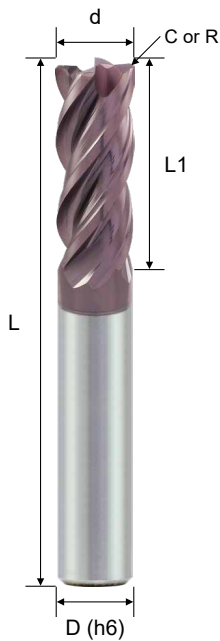
Cutting conditions : Page B263

V470 - Square · Unequal Spacing · Inch · 4F

不等分割平銑刀 · 英吋 · 4 刃

- Unequal flute spacing for anti-vibration.
- High removal rate for steel and alloy steel machining.
- Low cutting force and burr prevention.
- UNICO coating (Al, Ti, Cr, N) provides superior wear resistance.

EP□□V



d Tolerance	
d	.000 ~ -.002"

Order No. 訂購編碼	Dia. (d)	CL (L1)	OAL (L)	Shank (D)	C or R	Flutes (Z)
INCH SIZE						
EPC2V40501030U	1/2	1	3	1/2	.030R	4
EPC2V40501060U	1/2	1	3	1/2	.060R	4
EPS2V40501000U	1/2	1	3	1/2	-	4
EPF2V40501020U	1/2	1	3	1/2	.020C	4
EPC3V40501215U	1/2	1 1/4	3	1/2	.015R	4
EPC3V40501230U	1/2	1 1/4	3	1/2	.030R	4
EPC3V40501260U	1/2	1 1/4	3	1/2	.060R	4
EPC3V40501290U	1/2	1 1/4	3	1/2	.090R	4
EPC3V405012C0U	1/2	1 1/4	3	1/2	.120R	4
EPF3V40501220U	1/2	1 1/4	3	1/2	.020C	4
EPS3V40501200U	1/2	1 1/4	3	1/2	-	4
EPC3V40501530U	1/2	1 1/2	4	1/2	.030R	4
EPC3V40501560U	1/2	1 1/2	4	1/2	.060R	4
EPF3V40501520U	1/2	1 1/2	4	1/2	.020C	4
EPS3V40501500U	1/2	1 1/2	4	1/2	-	4
EPC4V40502030U	1/2	2	4	1/2	.030R	4
EPC4V40502060U	1/2	2	4	1/2	.060R	4
EPS4V40502000U	1/2	2	4	1/2	-	4
EPC2V40621230U	5/8	1 1/4	3 1/2	5/8	.030R	4
EPC2V40621260U	5/8	1 1/4	3 1/2	5/8	.060R	4
EPC2V40621290U	5/8	1 1/4	3 1/2	5/8	.090R	4
EPC2V406212C0U	5/8	1 1/4	3 1/2	5/8	.120R	4
EPS2V40621200U	5/8	1 1/4	3 1/2	5/8	-	4
EPF2V40621220U	5/8	1 1/4	3 1/2	5/8	.020C	4
EPC2V40751530U	3/4	1 1/2	4	3/4	.030R	4
EPC2V40751560U	3/4	1 1/2	4	3/4	.060R	4
EPC2V40751590U	3/4	1 1/2	4	3/4	.090R	4
EPF2V40751520U	3/4	1 1/2	4	3/4	.020C	4
EPS2V40751500U	3/4	1 1/2	4	3/4	-	4
EPF2V41002020U	1	2	5	1	.020C	4
EPS2V41002000U	1	2	5	1	-	4
EPC2V41002230U	1	2 1/4	5	1	.030R	4
EPC2V41002260U	1	2 1/4	5	1	.060R	4
EPS2V41002200U	1	2 1/4	5	1	-	4
EPF2V41002220U	1	2 1/4	5	1	.020C	4

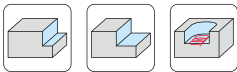
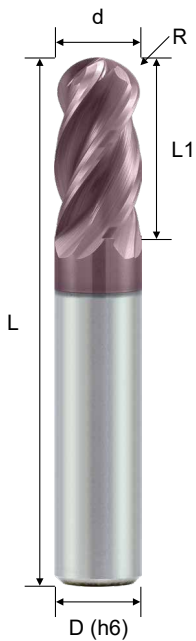
Solid Carbide Endmills

V470 - Ball Nose · Unequal Spacing · Inch · 2F / 4F

不等分割球型銑刀 · 英吋 · 2 刃 / 4 刃

- Unequal flute spacing for anti-vibration.
- High removal rate for steel and alloy steel machining.
- UNICO coating (Al, Ti, Cr, N) provides superior wear resistance.

EPB□V




Order No. 訂購編碼	Radius (R)	Dia. (d)	CL (L1)	OAL (L)	Shank (D)	Flutes (Z)
INCH SIZE						
EPB4V20120500U	1/16	1/8	1/2	2	1/8	2
EPB3V20180600U	3/32	3/16	5/8	2 1/2	3/16	2
EPB3V20250700U	1/8	1/4	3/4	2 1/2	1/4	2
EPB2V20310700U	5/32	5/16	3/4	2 1/2	5/16	2
EPB2V20370800U	3/16	3/8	7/8	2 1/2	3/8	2
EPB2V20430800U	7/32	7/16	7/8	2 3/4	7/16	2
EPB2V20501000U	1/4	1/2	1	3	1/2	2
EPB2V20621200U	5/16	5/8	1 1/4	3 1/2	5/8	2
EPB4V40120500U	1/16	1/8	1/2	2	1/8	4
EPB3V40180600U	3/32	3/16	5/8	2 1/2	3/16	4
EPB3V40250700U	1/8	1/4	3/4	2 1/2	1/4	4
EPB2V40310700U	5/32	5/16	3/4	2 1/2	5/16	4
EPB2V40370800U	3/16	3/8	7/8	2 1/2	3/8	4
EPB2V40430800U	7/32	7/16	7/8	2 3/4	7/16	4
EPB2V40501000U	1/4	1/2	1	3	1/2	4
EPB2V40621200U	5/16	5/8	1 1/4	3 1/2	5/8	4

Cutting conditions : Page B264

d Tolerance	
d	.000 ~ -.002"
R Tolerance	
R	.000 ~ -.001"

H65X Series




- For high hardened steel, HRC 40~65.
- High speed general cutting.
- High rigidity design.
- ANAX smooth coating.

- 適用於高硬度鋼 (HRC 40~65)
- 高速泛用加工
- 高剛性設計
- 含鉻平滑塗層

→ Page B092

H68X Series



- For high hardened steel, HRC 50~68.
- High precision cutting.
- Ball nose tolerance $\pm 5\mu\text{m}$ ($d \leq 6$), $\pm 7\mu\text{m}$ ($d > 6$).
- SNAX smooth coating.

- 適用於高硬度鋼 (HRC 50~68)
- 高速高精加工
- 球型 R 公差 $\pm 5\mu\text{m}$ ($d \leq 6$), $\pm 7\mu\text{m}$ ($d > 6$)
- 含矽平滑塗層

→ Page B132

H70X Series



- For high hardened steel, HRC 50~70.
- High feed finishing.
- Low helix, multiple flutes design.
- NACO coating, SNAX smooth coating .

- 適用於高硬度鋼 (HRC 50~70)
- 高進給側銑及端銑加工
- 低螺旋、多刃設計
- NACO 為含矽藍色塗層, SNAX 為含矽古銅色平滑塗層

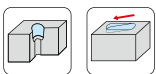
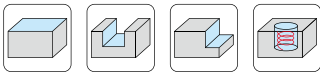
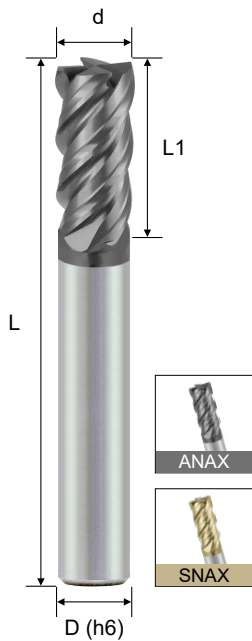
→ Page B139

H65X - Square · High Helix · 2F / 4F

平銑刀 · 高導型 · 2 刃 / 4 刃

- ANAX smooth coating (Al, Ti, Cr, N) provides a superior wear resistance, for HRC < 55.
- UMG Carbide with Incredible toughness and wear resistance at high speed.
- Good surface and long tool life.
- The coating can change to SNAX smooth coating (Al, Ti, Si, Cr, N), for HRC ≥ 55.

EHSSH



Order No. 訂購編碼	Dia. (d)	CL (L1)	OAL (L)	Shank (D)	Flutes (Z)
EHSSH240200A	0.2	0.4	50	4	2
EHSSH240300A	0.3	0.6	50	4	2
EHSSH240400A	0.4	0.8	50	4	2
EHSSH240500A	0.5	1.0	50	4	2
EHSSH240600A	0.6	1.5	50	4	2
EHSSH240700A	0.7	2.0	50	4	2
EHSSH240800A	0.8	2.0	50	4	2
EHSSH240900A	0.9	2.0	50	4	2
EHSSH441000A	1.0	3	50	4	4
EHSSH441500A	1.5	4	50	4	4
EHSSH442000A	2.0	5	50	4	4
EHSSH442500A	2.5	6	50	4	4
EHSSH433000A	3.0	8	50	3	4
EHSSH443000A	3.0	8	50	4	4
EHSSH444000A	4.0	10	50	4	4
EHSSH404000A	4.0	10	50	6	4
EHSSH405000A	5.0	13	50	6	4
EHSSH406000A	6.0	15	50	6	4
EHSSH408000A	8.0	20	60	8	4
EHSSH410000A	10.0	25	75	10	4
EHSSH412000A	12.0	30	75	12	4
EHSSH416000A	16.0	35	100	16	4
EHSSH420000A	20.0	45	100	20	4

Cutting conditions : Page B240


d Tolerance	
d ≤ 12	0 ~ -0.02
d > 12	0 ~ -0.03

H65X - Square · High Helix · Long Shank · 4F

平銑刀 · 高導長柄型 · 4 刃

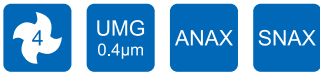
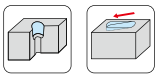
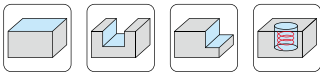
- ANAX smooth coating (Al, Ti, Cr, N) provides a superior wear resistance, for HRC < 55.
- UMG Carbide with Incredible toughness and wear resistance at high speeds.
- Good surface and long tool life.
- The coating can change to SNAX smooth coating (Al, Ti, Si, Cr, N), for HRC ≥ 55.

EHSLH



Order No. 訂購編碼	Dia. (d)	CL (L1)	OAL (L)	Shank (D)	Flutes (Z)
EHSLH443007A	3.0	8	75	4	4
EHSLH443010A	3.0	8	100	4	4
EHSLH444006A	4.0	10	60	4	4
EHSLH444007A	4.0	10	75	4	4
EHSLH444010A	4.0	10	100	4	4
EHSLH406006A	6.0	15	60	6	4
EHSLH406007A	6.0	15	75	6	4
EHSLH406010A	6.0	15	100	6	4
EHSLH408007A	8.0	20	75	8	4
EHSLH408010A	8.0	20	100	8	4
EHSLH408015A	8.0	20	150	8	4
EHSLH410010A	10.0	25	100	10	4
EHSLH410015A	10.0	25	150	10	4
EHSLH412010A	12.0	30	100	12	4
EHSLH412015A	12.0	30	150	12	4
EHSLH416015A	16.0	35	150	16	4
EHSLH420015A	20.0	45	150	20	4

Solid Carbide Endmills




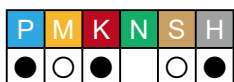
d Tolerance	
d ≤ 12	0 ~ -0.02
d > 12	0 ~ -0.03

Cutting conditions : Page B240

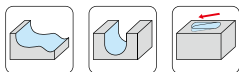
H65X - Ball Nose · Standard · 2F 球型銑刀 · 標準型 · 2 刃

- ANAX smooth coating (Al, Ti, Cr, N) provides a superior wear resistance, for HRC < 55.
- Due to short cutting length provides an excellent face milling surface roughness of the work pieces.
- New tool geometry increases wear resistance and cutting force is decreased.
- The coating can change to SNAX smooth coating (Al, Ti, Si, Cr, N), for HRC ≥ 55..

EHBSH



Order No. 訂購編碼	Radius (R)	Dia. (d)	CL (L1)	OAL (L)	Shank (D)	Flutes (Z)
EHBSH240200A	0.10R	0.2	0.4	50	4	2
EHBSH240300A	0.15R	0.3	0.6	50	4	2
EHBSH240400A	0.20R	0.4	0.8	50	4	2
EHBSH240500A	0.25R	0.5	1	50	4	2
EHBSH240600A	0.30R	0.6	1.2	50	4	2
EHBSH240700A	0.35R	0.7	1.4	50	4	2
EHBSH240800A	0.40R	0.8	1.6	50	4	2
EHBSH240900A	0.45R	0.9	1.8	50	4	2
EHBSH241000A	0.50R	1.0	2	50	4	2
EHBSH241500A	0.75R	1.5	3	50	4	2
EHBSH242000A	1.00R	2.0	4	50	4	2
EHBSH233000A	1.50R	3.0	6	50	3	2
EHBSH243000A	1.50R	3.0	6	50	4	2
EHBSH244000A	2.00R	4.0	8	50	4	2
EHBSH205000A	2.50R	5.0	10	50	6	2
EHBSH206000A	3.00R	6.0	12	50	6	2
EHBSH208000A	4.00R	8.0	16	60	8	2
EHBSH210000A	5.00R	10.0	20	75	10	2
EHBSH212000A	6.00R	12.0	24	75	12	2
EHBSH216000A	8.00R	16.0	32	100	16	2



2

UMG
0.4µm

ANAX

SNAX

R

30°

HRC
65

R Tolerance	
R ≤ 3	±0.010
R > 3	±0.015

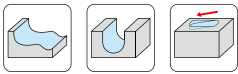

Cutting conditions : Page B241

H65X - Ball Nose · Long Shank · 2F

球型銑刀 · 長柄型 · 2 刃

- ANAX smooth coating (Al, Ti, Cr, N) provides a superior wear resistance, for HRC < 55.
- Due to short cutting length provides an excellent face milling surface roughness of the work pieces.
- New tool geometry increases wear resistance and cutting force is decreased.
- The coating can change to SNAX smooth coating (Al, Ti, Si, Cr, N), for HRC ≥ 55..

EHLH



2
UMG 0.4μm
ANAX
SNAX

R
30°
HRC 65

R Tolerance	
R ≤ 3	±0.010
R > 3	±0.015

Order No. 訂購編碼	Radius (R)	Dia. (d)	CL (L1)	OAL (L)	Shank (D)	Flutes (Z)
EHLH242007A	1.0R	2	4	75	4	2
EHLH243007A	1.5R	3	6	75	4	2
EHLH243010A	1.5R	3	6	100	4	2
EHLH244006A	2.0R	4	8	60	4	2
EHLH244007A	2.0R	4	8	75	4	2
EHLH244010A	2.0R	4	8	100	4	2
EHLH206006A	3.0R	6	12	60	6	2
EHLH206007A	3.0R	6	12	75	6	2
EHLH206010A	3.0R	6	12	100	6	2
EHLH208007A	4.0R	8	16	75	8	2
EHLH208010A	4.0R	8	16	100	8	2
EHLH208015A	4.0R	8	16	150	8	2
EHLH210010A	5.0R	10	20	100	10	2
EHLH210015A	5.0R	10	20	150	10	2
EHLH212010A	6.0R	12	24	100	12	2
EHLH212015A	6.0R	12	24	150	12	2
EHLH216015A	8.0R	16	32	150	16	2
EHLH220015A	10.0R	20	40	150	20	2

Solid Carbide Endmills

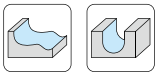
Cutting conditions : Page B241

H65X - Ball Nose · Short Flute · 2F

球型銑刀 · 短刃型 · 2 刃

- ANAX smooth coating (Al, Ti, Cr, N) provides a superior wear resistance, for HRC < 55.
- Due to short cutting length provides an excellent face milling surface roughness of the work pieces.
- Short cutting length provides high resistance for high speed cutting.
- The coating can change to SNAX smooth coating (Al, Ti, Si, Cr, N), for HRC ≥ 55.

EHBUH



2 UMG 0.4µm ANAX SNAX

R 27° HRC 65

Order No. 訂購編碼	Radius (R)	Dia. (d)	CL (L1)	EFF-L (L2)	OAL (L)	Shank (D)	Flutes (Z)
EHBUH202000A	1.0R	2	2	4	50	6	2
EHBUH203000A	1.5R	3	3	6	50	6	2
EHBUH204000A	2.0R	4	4	8	50	6	2
EHBUH205000A	2.5R	5	5	10	50	6	2
EHBUH206000A	3.0R	6	6	12	50	6	2
EHBUH208000A	4.0R	8	8	16	60	8	2
EHBUH210000A	5.0R	10	10	20	75	10	2
EHBUH212000A	6.0R	12	12	24	75	12	2
EHBUH216000A	8.0R	16	16	32	100	16	2

Cutting conditions : Page B242


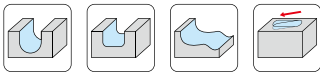

R Tolerance	
R ≤ 3	±0.010
R > 3	±0.015

H65X - Ball Nose · Near Center Design · 3F / 4F

球型銑刀 · 刃近中心型 · 3刃 / 4刃

- ANAX smooth coating (Al, Ti, Cr, N) provides a superior wear resistance, for HRC < 55.
- For high temperature alloy and high hardened steel machining.
- Reach to center and near to center flutes design, significantly improves the tool life and surface finish in profile milling.
- The coating can change to SNAX smooth coating (Al, Ti, Si, Cr, N), for HRC ≥ 55.

EBHBS

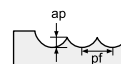


R Tolerance	
R ≤ 3	±0.015
R > 3	±0.020

Order No. 訂購編碼	Radius (R)	Dia. (d)	CL (L1)	OAL (L)	Shank (D)	Flutes (Z)
EBHBS342000A	1R	2	2	50	4	3
EBHBS302000A	1R	2	2	50	6	3
EBHBS303000A	1.5R	3	3	50	6	3
EBHBS344000A	2R	4	4	50	4	3
EBHBS304000A	2R	4	4	50	6	3
EBHBS406000A	3R	6	6	50	6	4
EBHBS408000A	4R	8	8	60	8	4
EBHBS410000A	5R	10	10	75	10	4
EBHBS412000A	6R	12	12	75	12	4
EBHBS416000A	8R	16	16	100	16	4



Material	High temperature alloy			Hardened steel (HRC 40~55)			Hardened steel (HRC 50~60)			Hardened steel (HRC 60~65)		
	Radius (R)	RPM	Feed	ap	RPM	Feed	ap	RPM	Feed	ap	RPM	Feed
3R	15000	3400	0.25	21000	8400	0.25	16000	4800	0.2	8000	2300	0.09
4R	12000	2600	0.3	16000	6400	0.3	12000	3600	0.2	6000	1900	0.09
5R	9600	2200	0.5	13000	5200	0.5	10000	3200	0.2	4800	1500	0.1
6R	7200	1700	0.5	9000	3600	0.5	7000	2200	0.3	3600	1100	0.1
8R	5400	1300	0.7	6800	2700	0.7	5300	1700	0.4	2700	830	0.13



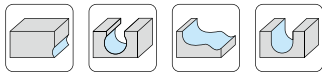
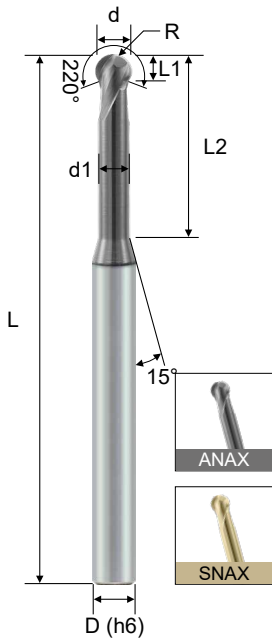
Solid Carbide Endmills

H65X - Ball Nose · Spherical · 2F

球型銑刀 · 寬球型 · 2 刃

- ANAX smooth coating (Al, Ti, Cr, N) provides a superior wear resistance, for HRC < 55.
- Designed for undercutting & deburring applications.
- It provides an excellent surface finishing of vertical machining.
- Suitable for Steel, Alloy steel, Stainless steel, Cast iron, & Hardened steel.
- The coating can change to SNAX smooth coating (Al, Ti, Si, Cr, N), for HRC ≥ 55.

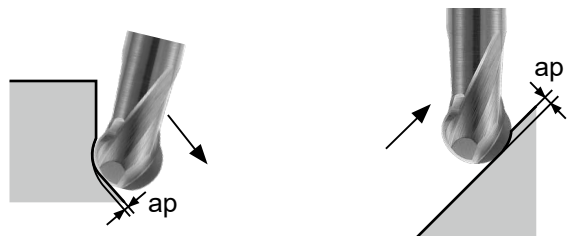
EHRRC



R Tolerance	
R ≤ 3	±0.015
R > 3	±0.020

Order No. 訂購編碼	Radius (R)	Dia. (d)	ND (d1)	CL (L1)	EFF-L (L2)	OAL (L)	Shank (D)	Flutes (Z)
EHRRC2020221A	1.0R	2	1.7	1.4	5	60	6	2
EHRRC2020222A	1.0R	2	1.7	1.4	10	60	6	2
EHRRC2030221A	1.5R	3	2.6	2.0	8	75	6	2
EHRRC2030222A	1.5R	3	2.6	2.0	15	75	6	2
EHRRC2040221A	2.0R	4	3.4	2.7	10	75	6	2
EHRRC2040222A	2.0R	4	3.4	2.7	20	75	6	2
EHRRC2050221A	2.5R	5	4.3	3.4	12	75	6	2
EHRRC2050222A	2.5R	5	4.3	3.4	25	75	6	2
EHRRC2060221A	3.0R	6	5.1	4.3	15	75	6	2
EHRRC2060222A	3.0R	6	5.1	4.3	30	75	6	2

Material	Carbon Steel / Alloy Steel / Cast iron	Alloy Steel / Tool Steel / Pre-Hardened Steel (SCM, SKT, SKD)			Stainless Steel (SUS304, SUS316)			Hardened Steel				
Hardness	HRC < 30	HRC 30 ~ 45			-			HRC 45 ~ 60				
VC	220 ~ 300 m/min			150 ~ 220 m/min			70 ~ 150 m/min			130 ~ 150 m/min		
R (mm)	RPM	Feed (mm/min)	ap (mm)	RPM	Feed (mm/min)	ap (mm)	RPM	Feed (mm/min)	ap (mm)	RPM	Feed (mm/min)	ap (mm)
1.0R	40,000	1,600	0.04	30,000	1,200	0.04	24,000	960	0.04	24,000	960	0.04
1.5R	32,000	1,920	0.06	23,000	1,380	0.06	16,000	960	0.06	16,000	960	0.06
2.0R	24,000	1,920	0.08	17,000	1,360	0.08	12,000	960	0.08	12,000	960	0.08
2.5R	19,200	1,920	0.10	14,000	1,400	0.10	9,600	960	0.10	9,600	960	0.10
3.0R	16,000	1,920	0.12	12,000	1,440	0.12	8,000	960	0.12	8,000	960	0.12

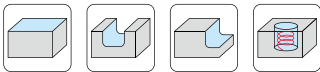
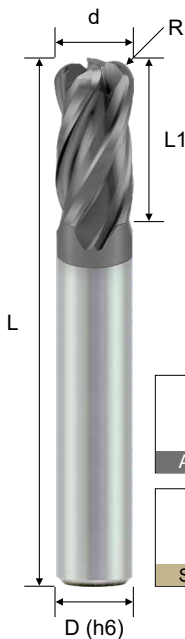


H65X - Corner Radius · Standard · 4F

圓鼻銑刀 · 標準型 · 4 刃

- ANAX smooth coating (Al, Ti, Cr, N) provides a superior wear resistance, for HRC < 55.
- Long tool life and wear resistant due to its negative angle with corner radius design.
- The coating can change to SNAX smooth coating (Al, Ti, Si, Cr, N), for HRC ≥ 55.

EHCSH



d Tolerance	
d ≤ 12	0 ~ -0.02
d > 12	0 ~ -0.03

R Tolerance	
R < 2	±0.015
R ≥ 2	±0.020

Order No. 訂購編碼	Dia. (d)	Corner Radius (R)	CL (L1)	OAL (L)	Shank (D)	Flutes (Z)
EHCSH441002A	1	0.2R	2	50	4	4
EHCSH441003A	1	0.3R	2	50	4	4
EHCSH441502A	1.5	0.2R	3	50	4	4
EHCSH441503A	1.5	0.3R	3	50	4	4
EHCSH442002A	2	0.2R	4	50	4	4
EHCSH442003A	2	0.3R	4	50	4	4
EHCSH442005A	2	0.5R	4	50	4	4
EHCSH433002A	3	0.2R	6	50	3	4
EHCSH443002A	3	0.2R	6	50	4	4
EHCSH433003A	3	0.3R	6	50	3	4
EHCSH443003A	3	0.3R	6	50	4	4
EHCSH433005A	3	0.5R	6	50	3	4
EHCSH443005A	3	0.5R	6	50	4	4
EHCSH433010A	3	1.0R	6	50	3	4
EHCSH443010A	3	1.0R	6	50	4	4
EHCSH444002A	4	0.2R	8	50	4	4
EHCSH444003A	4	0.3R	8	50	4	4
EHCSH444005A	4	0.5R	8	50	4	4
EHCSH444010A	4	1.0R	8	50	4	4
EHCSH404003A	4	0.3R	8	50	6	4
EHCSH404005A	4	0.5R	8	50	6	4
EHCSH404010A	4	1.0R	8	50	6	4
EHCSH405005A	5	0.5R	10	50	6	4
EHCSH405010A	5	1.0R	10	50	6	4
EHCSH406003A	6	0.3R	12	50	6	4
EHCSH406005A	6	0.5R	12	50	6	4
EHCSH406010A	6	1.0R	12	50	6	4
EHCSH408005A	8	0.5R	16	60	8	4
EHCSH408010A	8	1.0R	16	60	8	4
EHCSH408015A	8	1.5R	16	60	8	4
EHCSH410005A	10	0.5R	20	75	10	4
EHCSH410010A	10	1.0R	20	75	10	4
EHCSH410015A	10	1.5R	20	75	10	4
EHCSH410020A	10	2.0R	20	75	10	4
EHCSH412005A	12	0.5R	24	75	12	4
EHCSH412010A	12	1.0R	24	75	12	4
EHCSH412015A	12	1.5R	24	75	12	4
EHCSH412020A	12	2.0R	24	75	12	4

Cutting conditions : Page B243

Solid Carbide Endmills

H65X - Corner Radius · Long Shank · 4F

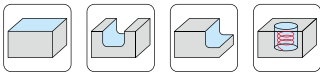
圓鼻銑刀 · 長柄型 · 4 刃

- ANAX smooth coating (Al, Ti, Cr, N) provides a superior wear resistance, for HRC < 55.
- Long tool life and wear resistant due to its negative angle with corner radius design.
- The coating can change to SNAX smooth coating (Al, Ti, Si, Cr, N), for HRC ≥ 55.

EHCLH



Order No. 訂購編碼	Dia. (d)	Corner Radius (R)	CL (L1)	OAL (L)	Shank (D)	Flutes (Z)
EHCLH44400507A	4	0.5R	8	75	4	4
EHCLH44401007A	4	1.0R	8	75	4	4
EHCLH44400510A	4	0.5R	8	100	4	4
EHCLH44401010A	4	1.0R	8	100	4	4
EHCLH40600507A	6	0.5R	12	75	6	4
EHCLH40601007A	6	1.0R	12	75	6	4
EHCLH40600510A	6	0.5R	12	100	6	4
EHCLH40601010A	6	1.0R	12	100	6	4
EHCLH40800507A	8	0.5R	16	75	8	4
EHCLH40801007A	8	1.0R	16	75	8	4
EHCLH40800510A	8	0.5R	16	100	8	4
EHCLH40801010A	8	1.0R	16	100	8	4
EHCLH41000510A	10	0.5R	20	100	10	4
EHCLH41001010A	10	1.0R	20	100	10	4
EHCLH41000515A	10	0.5R	20	150	10	4
EHCLH41001015A	10	1.0R	20	150	10	4
EHCLH41200510A	12	0.5R	24	100	12	4
EHCLH41201010A	12	1.0R	24	100	12	4
EHCLH41200515A	12	0.5R	24	150	12	4
EHCLH41201015A	12	1.0R	24	150	12	4



d Tolerance	
d ≤ 12	0 ~ -0.02
d > 12	0 ~ -0.03

R Tolerance	
R < 2	±0.015
R ≥ 2	±0.020

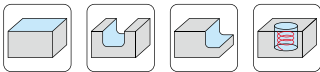

Cutting conditions : Page B243

H65X - Corner Radius · Short Flute · 4F

圓鼻銑刀 · 短刃型 · 4 刃

- ANAX smooth coating (Al, Ti, Cr, N) provides a superior wear resistance, for HRC < 55.
- Short cutting length with high rigidity is suitable for high speed cutting.
- The coating can change to SNAX smooth coating (Al, Ti, Si, Cr, N), for HRC ≥ 55.

EHCUH



Order No. 訂購編碼	Dia. (d)	Corner Radius (R)	CL (L1)	EFF-L (L2)	OAL (L)	Shank (D)	Flutes (Z)
EHCUH403001A	3	0.1R	3	7.5	50	6	4
EHCUH403005A	3	0.5R	3	7.5	50	6	4
EHCUH404002A	4	0.2R	4	10.0	50	6	4
EHCUH404005A	4	0.5R	4	10.0	50	6	4
EHCUH405002A	5	0.2R	5	12.5	50	6	4
EHCUH405005A	5	0.5R	5	12.5	50	6	4
EHCUH406002A	6	0.2R	6	15.0	50	6	4
EHCUH406005A	6	0.5R	6	15.0	50	6	4
EHCUH406010A	6	1.0R	6	15.0	50	6	4
EHCUH408003A	8	0.3R	8	20.0	60	8	4
EHCUH408005A	8	0.5R	8	20.0	60	8	4
EHCUH408010A	8	1.0R	8	20.0	60	8	4
EHCUH408015A	8	1.5R	8	20.0	60	8	4
EHCUH410003A	10	0.3R	10	25.0	75	10	4
EHCUH410005A	10	0.5R	10	25.0	75	10	4
EHCUH410010A	10	1.0R	10	25.0	75	10	4
EHCUH410015A	10	1.5R	10	25.0	75	10	4
EHCUH410020A	10	2.0R	10	25.0	75	10	4
EHCUH412003A	12	0.3R	12	30.0	75	12	4
EHCUH412005A	12	0.5R	12	30.0	75	12	4
EHCUH412010A	12	1.0R	12	30.0	75	12	4
EHCUH412015A	12	1.5R	12	30.0	75	12	4
EHCUH412020A	12	2.0R	12	30.0	75	12	4

Solid Carbide Endmills

Cutting conditions : Page B244

d Tolerance	
d ≤ 12	0 ~ -0.02
d > 12	0 ~ -0.03

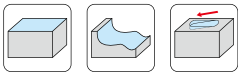
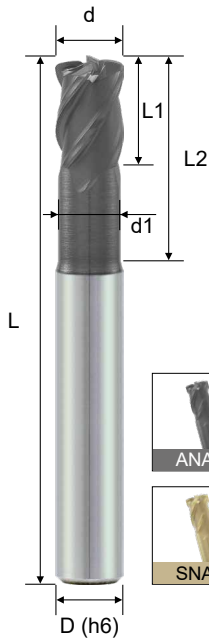
R Tolerance	
R < 2	±0.015
R ≥ 2	±0.020

H65X - Double Corner High Feed EndMill · 4F / 6F

圓鼻銑刀 · 高進給型 · 4刃 / 6刃

- ANAX smooth coating (Al, Ti, Cr, N) provides a superior wear resistance, for HRC < 55.
- Duotec design and multi-flute geometry design.
- High feed and high metal removal rate in surface milling.
- UMG Carbide substrate possess high TRS and good wear resistance.
- The coating can change to SNAX smooth coating (Al, Ti, Si, Cr, N), for HRC ≥ 55.

EHWSA



Order No. 訂購編碼	Dia. (d)	ND (d1)	(d2)	(ap)	(R1)	(R2)	Approx Radius (AR)	(K)	CL (L1)	EFF-L (L2)	OAL (L)	Shank (D)	Flutes (Z)
-------------------	-------------	------------	------	------	------	------	--------------------------	-----	------------	---------------	------------	--------------	---------------

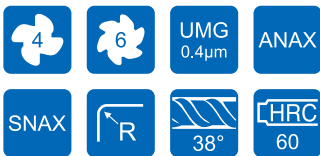


EHWSA403101A	3.175(1/8")	-	0.4	0.18	0.3	2.0	0.64	0.08	3.175	-	63.5	6.35	4
EHWSA404701A	4.763(3/16")	-	0.6	0.30	0.5	3.0	0.815	0.17	4.763	-	63.5	6.35	4
EHWSA406001A	6	-	0.75	0.35	0.6	3.5	0.92	0.21	6	-	60	6	4
EHWSA406301A	6.35(1/4")	-	0.79	0.35	0.6	3.5	0.92	0.21	6.35	-	63.5	6.35	4
EHWSA408001A	8	-	1.6	0.40	0.8	4.5	1.16	0.22	8	-	75	8	4
EHWSA409501A	9.525(3/8")	-	1.9	0.55	1.0	5.5	1.47	0.28	9.525	-	76.2	9.52	4
EHWSA410001A	10	-	2.0	0.55	1.0	5.5	1.47	0.28	10	-	75	10	4
EHWSA412001A	12	-	2.4	0.70	1.2	6.5	1.77	0.34	12	-	75	12	4
EHWSA412701A	12.7(1/2")	-	2.5	0.70	1.2	6.5	1.77	0.34	12.7	-	76.2	12.7	4
EHWSA616001A	16	-	3.2	0.90	1.6	8.5	2.35	0.43	16	-	100	16	6



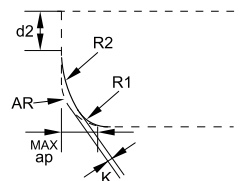
EHWSA406000A	6	5.6	0.75	0.35	0.6	3.5	0.92	0.21	9	18	60	6	4
EHWSA608000A	8	7.6	1.6	0.40	0.8	4.5	1.16	0.22	12	24	75	8	6
EHWSA610000A	10	9.4	2.0	0.55	1.0	5.5	1.47	0.28	15	30	75	10	6
EHWSA612000A	12	11.4	2.4	0.70	1.2	6.5	1.77	0.34	18	36	75	12	6

Cutting conditions : Page B244



d Tolerance	
d ≤ 12	0 ~ -0.02
d > 12	0 ~ -0.03

R Tolerance	
R < 2	±0.015
R ≥ 2	±0.020

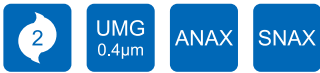
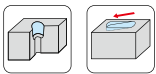
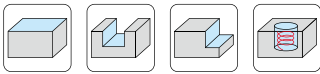
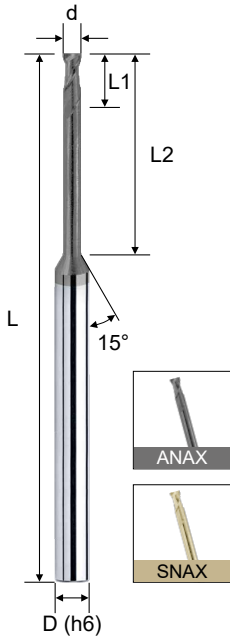


H65X - Long Neck · Square · 2F

長頸型 · 平銑刀 · 2 刃

- ANAX smooth coating (Al, Ti, Cr, N) provides a superior wear resistance, for HRC < 55.
- Long neck design is suitable for Rib cutting.
- The coating can change to SNAX smooth coating (Al, Ti, Si, Cr, N), for HRC ≥ 55.

EHSRC



Order No. 訂購編碼	Dia. (d)	CL (L1)	EFF-L (L2)	OAL (L)	Shank (D)	Flutes (Z)
EHSRC240201A	0.2	0.3	1	50	4	2
EHSRC240202A	0.2	0.3	2	50	4	2
EHSRC240301A	0.3	0.4	1	50	4	2
EHSRC240302A	0.3	0.4	2	50	4	2
EHSRC240303A	0.3	0.4	3	50	4	2
EHSRC240304A	0.3	0.4	4	50	4	2
EHSRC240305A	0.3	0.4	5	50	4	2
EHSRC240401A	0.4	0.5	1	50	4	2
EHSRC240402A	0.4	0.5	2	50	4	2
EHSRC240403A	0.4	0.5	3	50	4	2
EHSRC240404A	0.4	0.5	4	50	4	2
EHSRC240405A	0.4	0.5	5	50	4	2
EHSRC240406A	0.4	0.5	6	50	4	2
EHSRC240408A	0.4	0.5	8	50	4	2
EHSRC240410A	0.4	0.5	10	50	4	2
EHSRC240502A	0.5	0.6	2	50	4	2
EHSRC240503A	0.5	0.6	3	50	4	2
EHSRC240504A	0.5	0.6	4	50	4	2
EHSRC240505A	0.5	0.6	5	50	4	2
EHSRC240506A	0.5	0.6	6	50	4	2
EHSRC240508A	0.5	0.6	8	50	4	2
EHSRC240510A	0.5	0.6	10	50	4	2
EHSRC240512A	0.5	0.6	12	50	4	2
EHSRC240514A	0.5	0.6	14	50	4	2

Solid Carbide Endmills

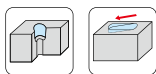
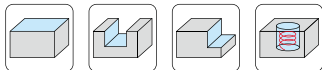
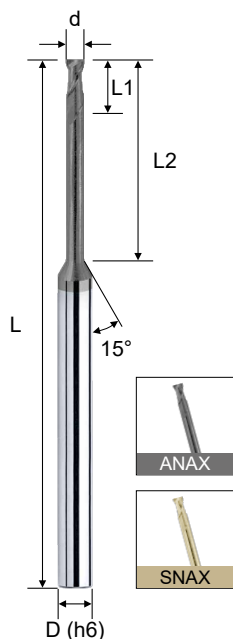
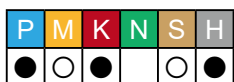
Cutting conditions : Page B245

d Tolerance	
d ≤ 12	0 ~ -0.02
d > 12	0 ~ -0.03

H65X - Long Neck · Square · 2F 長頸型 · 平銑刀 · 2刃

- ANAX smooth coating (Al, Ti, Cr, N) provides a superior wear resistance, for HRC < 55.
- Long neck design is suitable for Rib cutting.
- The coating can change to SNAX smooth coating (Al, Ti, Si, Cr, N), for HRC ≥ 55.

EHSRC



Order No. 訂購編碼	Dia. (d)	CL (L1)	EFF-L (L2)	OAL (L)	Shank (D)	Flutes (Z)
EHSRC240602A	0.6	0.7	2	50	4	2
EHSRC240603A	0.6	0.7	3	50	4	2
EHSRC240604A	0.6	0.7	4	50	4	2
EHSRC240605A	0.6	0.7	5	50	4	2
EHSRC240606A	0.6	0.7	6	50	4	2
EHSRC240608A	0.6	0.7	8	50	4	2
EHSRC240610A	0.6	0.7	10	50	4	2
EHSRC240612A	0.6	0.7	12	50	4	2
EHSRC240614A	0.6	0.7	14	50	4	2
EHSRC240616A	0.6	0.7	16	50	4	2
EHSRC240702A	0.7	0.8	2	50	4	2
EHSRC240704A	0.7	0.8	4	50	4	2
EHSRC240706A	0.7	0.8	6	50	4	2
EHSRC240708A	0.7	0.8	8	50	4	2
EHSRC240710A	0.7	0.8	10	50	4	2
EHSRC240712A	0.7	0.8	12	50	4	2
EHSRC240802A	0.8	1.0	2	50	4	2
EHSRC240804A	0.8	1.0	4	50	4	2
EHSRC240806A	0.8	1.0	6	50	4	2
EHSRC240808A	0.8	1.0	8	50	4	2
EHSRC240810A	0.8	1.0	10	50	4	2
EHSRC240812A	0.8	1.0	12	50	4	2
EHSRC240814A	0.8	1.0	14	50	4	2
EHSRC240906A	0.9	1.1	6	50	4	2
EHSRC240908A	0.9	1.1	8	50	4	2
EHSRC240910A	0.9	1.1	10	50	4	2

Cutting conditions : Page B245

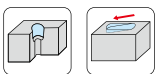
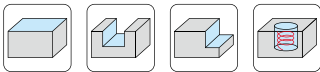
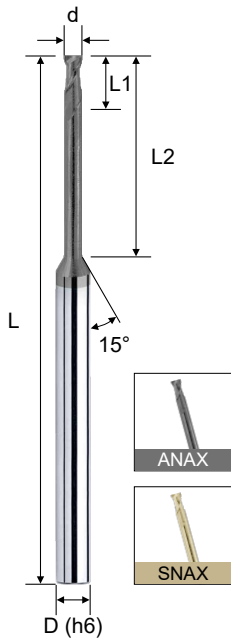
d Tolerance	
d ≤ 12	0 ~ -0.02
d > 12	0 ~ -0.03

H65X - Long Neck · Square · 2F

長頸型 · 平銑刀 · 2 刃

- ANAX smooth coating (Al, Ti, Cr, N) provides a superior wear resistance, for HRC < 55.
- Long neck design is suitable for Rib cutting.
- The coating can change to SNAX smooth coating (Al, Ti, Si, Cr, N), for HRC ≥ 55.

EHSRC



d Tolerance	
d ≤ 12	0 ~ -0.02
d > 12	0 ~ -0.03

Order No. 訂購編碼	Dia. (d)	CL (L1)	EFF-L (L2)	OAL (L)	Shank (D)	Flutes (Z)
EHSRC241002A	1.0	1.2	2	50	4	2
EHSRC241003A	1.0	1.2	3	50	4	2
EHSRC241004A	1.0	1.2	4	50	4	2
EHSRC241005A	1.0	1.2	5	50	4	2
EHSRC241006A	1.0	1.2	6	50	4	2
EHSRC241008A	1.0	1.2	8	50	4	2
EHSRC241010A	1.0	1.2	10	50	4	2
EHSRC241012A	1.0	1.2	12	50	4	2
EHSRC241014A	1.0	1.2	14	50	4	2
EHSRC241016A	1.0	1.2	16	50	4	2
EHSRC241018A	1.0	1.2	18	50	4	2
EHSRC241020A	1.0	1.2	20	50	4	2
EHSRC241204A	1.2	1.5	4	50	4	2
EHSRC241206A	1.2	1.5	6	50	4	2
EHSRC241208A	1.2	1.5	8	50	4	2
EHSRC241210A	1.2	1.5	10	50	4	2
EHSRC241212A	1.2	1.5	12	50	4	2
EHSRC241216A	1.2	1.5	16	50	4	2
EHSRC241220A	1.2	1.5	20	50	4	2
EHSRC241406A	1.4	1.8	6	50	4	2
EHSRC241408A	1.4	1.8	8	50	4	2
EHSRC241410A	1.4	1.8	10	50	4	2
EHSRC241414A	1.4	1.8	14	50	4	2
EHSRC241416A	1.4	1.8	16	50	4	2
EHSRC241420A	1.4	1.8	20	50	4	2

Solid Carbide Endmills

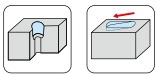
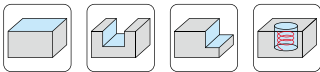
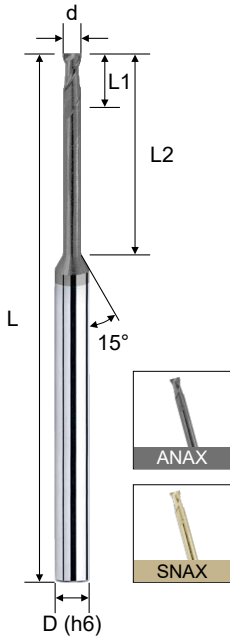
Cutting conditions : Page B245

H65X - Long Neck · Square · 2F

長頸型 · 平銑刀 · 2刃

- ANAX smooth coating (Al, Ti, Cr, N) provides a superior wear resistance, for HRC < 55.
- Long neck design is suitable for Rib cutting.
- The coating can change to SNAX smooth coating (Al, Ti, Si, Cr, N), for HRC ≥ 55.

EHSRC



Order No. 訂購編碼	Dia. (d)	CL (L1)	EFF-L (L2)	OAL (L)	Shank (D)	Flutes (Z)
EHSRC241504A	1.5	1.8	4	50	4	2
EHSRC241506A	1.5	1.8	6	50	4	2
EHSRC241508A	1.5	1.8	8	50	4	2
EHSRC241510A	1.5	1.8	10	50	4	2
EHSRC241512A	1.5	1.8	12	50	4	2
EHSRC241514A	1.5	1.8	14	50	4	2
EHSRC241516A	1.5	1.8	16	50	4	2
EHSRC241518A	1.5	1.8	18	50	4	2
EHSRC241520A	1.5	1.8	20	50	4	2
EHSRC241610A	1.6	1.9	10	50	4	2
EHSRC241614A	1.6	1.9	14	50	4	2
EHSRC241618A	1.6	1.9	18	50	4	2
EHSRC241810A	1.8	2.0	10	50	4	2
EHSRC241814A	1.8	2.0	14	50	4	2
EHSRC241818A	1.8	2.0	18	50	4	2
EHSRC242004A	2.0	2.5	4	50	4	2
EHSRC242006A	2.0	2.5	6	50	4	2
EHSRC242008A	2.0	2.5	8	50	4	2
EHSRC242010A	2.0	2.5	10	50	4	2
EHSRC242012A	2.0	2.5	12	50	4	2
EHSRC242014A	2.0	2.5	14	50	4	2
EHSRC242016A	2.0	2.5	16	50	4	2
EHSRC242018A	2.0	2.5	18	50	4	2
EHSRC242020A	2.0	2.5	20	50	4	2
EHSRC242022A	2.0	2.5	22	60	4	2
EHSRC242025A	2.0	2.5	25	60	4	2
EHSRC242030A	2.0	2.5	30	75	4	2
EHSRC242035A	2.0	2.5	35	75	4	2

Cutting conditions : Page B245

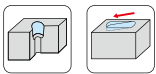
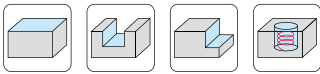
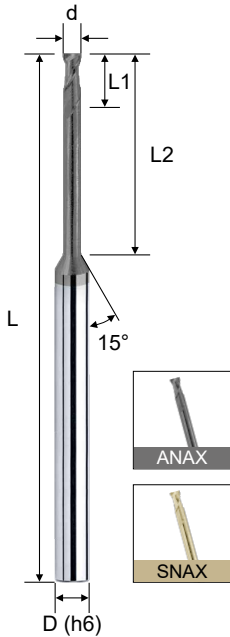
d Tolerance	
d ≤ 12	0 ~ -0.02
d > 12	0 ~ -0.03

H65X - Long Neck · Square · 2F

長頸型 · 平銑刀 · 2刃

- ANAX smooth coating (Al, Ti, Cr, N) provides a superior wear resistance, for HRC < 55.
- Long neck design is suitable for Rib cutting.
- The coating can change to SNAX smooth coating (Al, Ti, Si, Cr, N), for HRC ≥ 55.

EHSRC



d Tolerance	
d ≤ 12	0 ~ -0.02
d > 12	0 ~ -0.03

Order No. 訂購編碼	Dia. (d)	CL (L1)	EFF-L (L2)	OAL (L)	Shank (D)	Flutes (Z)
EHSRC242508A	2.5	3.0	8	50	4	2
EHSRC242510A	2.5	3.0	10	50	4	2
EHSRC242512A	2.5	3.0	12	50	4	2
EHSRC242516A	2.5	3.0	16	50	4	2
EHSRC242520A	2.5	3.0	20	50	4	2
EHSRC242525A	2.5	3.0	25	60	4	2
EHSRC242530A	2.5	3.0	30	75	4	2
EHSRC242535A	2.5	3.0	35	75	4	2
EHSRC203006A	3.0	3.5	6	50	6	2
EHSRC203010A	3.0	3.5	10	50	6	2
EHSRC203012A	3.0	3.5	12	50	6	2
EHSRC203016A	3.0	3.5	16	50	6	2
EHSRC203020A	3.0	3.5	20	60	6	2
EHSRC203025A	3.0	3.5	25	60	6	2
EHSRC203030A	3.0	3.5	30	75	6	2
EHSRC203035A	3.0	3.5	35	75	6	2
EHSRC204008A	4.0	4.5	8	50	6	2
EHSRC204010A	4.0	4.5	10	50	6	2
EHSRC204012A	4.0	4.5	12	50	6	2
EHSRC204016A	4.0	4.5	16	50	6	2
EHSRC204020A	4.0	4.5	20	60	6	2
EHSRC204025A	4.0	4.5	25	60	6	2
EHSRC204030A	4.0	4.5	30	75	6	2
EHSRC204035A	4.0	4.5	35	75	6	2
EHSRC205016A	5.0	7.0	16	50	6	2
EHSRC205020A	5.0	7.0	20	60	6	2
EHSRC205025A	5.0	7.0	25	60	6	2
EHSRC205030A	5.0	7.0	30	75	6	2
EHSRC205035A	5.0	7.0	35	75	6	2

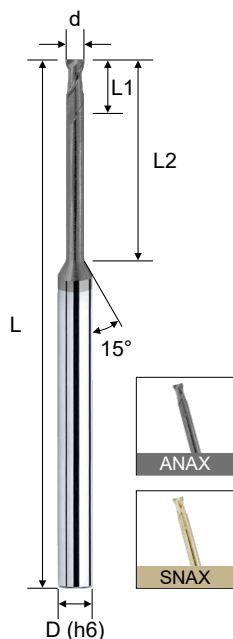
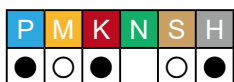
Solid Carbide Endmills

Cutting conditions : Page B245

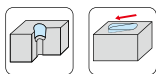
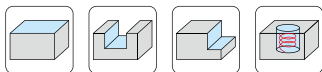
H65X - Long Neck · Square · 2F 長頸型 · 平銑刀 · 2刃

- ANAX smooth coating (Al, Ti, Cr, N) provides a superior wear resistance, for HRC < 55.
- Long neck design is suitable for Rib cutting.
- The coating can change to SNAX smooth coating (Al, Ti, Si, Cr, N), for HRC ≥ 55.

EHSRC



Order No. 訂購編碼	Dia. (d)	CL (L1)	EFF-L (L2)	OAL (L)	Shank (D)	Flutes (Z)
EHSRC206020A	6.0	10.0	20	60	6	2
EHSRC206030A	6.0	10.0	30	75	6	2
EHSRC208020A	8.0	15.0	20	60	8	2
EHSRC208030A	8.0	15.0	30	75	8	2
EHSRC208040A	8.0	15.0	40	100	8	2
EHSRC210025A	10.0	20.0	25	75	10	2
EHSRC210035A	10.0	20.0	35	75	10	2
EHSRC210045A	10.0	20.0	45	100	10	2
EHSRC212030A	12.0	25.0	30	75	12	2
EHSRC212040A	12.0	25.0	40	100	12	2
EHSRC212050A	12.0	25.0	50	100	12	2



d Tolerance	
d ≤ 12	0 ~ -0.02
d > 12	0 ~ -0.03

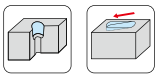
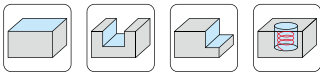
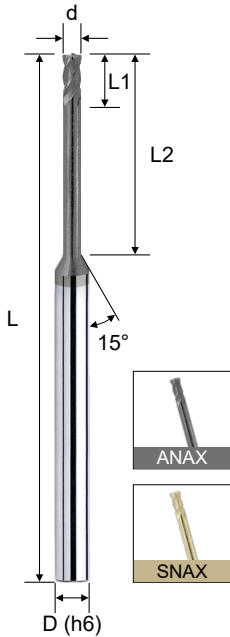
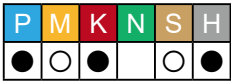
Cutting conditions : Page B245

H65X - Long Neck · Square · 4F

長頸型 · 平銑刀 · 4 刃

- ANAX smooth coating (Al, Ti, Cr, N) provides a superior wear resistance, for HRC < 55.
- Long neck design is suitable for Rib cutting.
- The coating can change to SNAX smooth coating (Al, Ti, Si, Cr, N), for HRC ≥ 55.

EHSRC



Order No. 訂購編碼	Dia. (d)	CL (L1)	EFF-L (L2)	OAL (L)	Shank (D)	Flutes (Z)
EHSRC441003A	1.0	1.0	3	50	4	4
EHSRC441004A	1.0	1.0	4	50	4	4
EHSRC441006A	1.0	1.0	6	50	4	4
EHSRC441008A	1.0	1.0	8	50	4	4
EHSRC441010A	1.0	1.0	10	50	4	4
EHSRC441012A	1.0	1.0	12	50	4	4
EHSRC441016A	1.0	1.0	16	50	4	4
EHSRC441020A	1.0	1.0	20	50	4	4
EHSRC441025A	1.0	1.0	25	60	4	4
EHSRC401004A	1.0	1.0	4	50	6	4
EHSRC401006A	1.0	1.0	6	50	6	4
EHSRC401008A	1.0	1.0	8	50	6	4
EHSRC401010A	1.0	1.0	10	50	6	4
EHSRC401012A	1.0	1.0	12	50	6	4
EHSRC441506A	1.5	1.5	6	50	4	4
EHSRC441508A	1.5	1.5	8	50	4	4
EHSRC441510A	1.5	1.5	10	50	4	4
EHSRC441512A	1.5	1.5	12	50	4	4
EHSRC441516A	1.5	1.5	16	50	4	4
EHSRC441520A	1.5	1.5	20	50	4	4
EHSRC441525A	1.5	1.5	25	60	4	4
EHSRC401506A	1.5	1.5	6	50	6	4
EHSRC401508A	1.5	1.5	8	50	6	4
EHSRC401510A	1.5	1.5	10	50	6	4
EHSRC401512A	1.5	1.5	12	50	6	4

Solid Carbide Endmills

Cutting conditions : Page B248

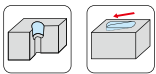
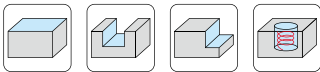
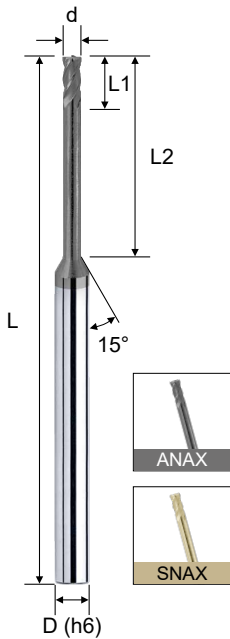
d Tolerance	
d ≤ 12	0 ~ -0.02
d > 12	0 ~ -0.03

H65X - Long Neck · Square · 4F

長頸型 · 平銑刀 · 4刃

- ANAX smooth coating (Al, Ti, Cr, N) provides a superior wear resistance, for HRC < 55.
- Long neck design is suitable for Rib cutting.
- The coating can change to SNAX smooth coating (Al, Ti, Si, Cr, N), for HRC ≥ 55.

EHSRC



Order No. 訂購編碼	Dia. (d)	CL (L1)	EFF-L (L2)	OAL (L)	Shank (D)	Flutes (Z)
EHSRC442006A	2.0	2.0	6	50	4	4
EHSRC442008A	2.0	2.0	8	50	4	4
EHSRC442010A	2.0	2.0	10	50	4	4
EHSRC442012A	2.0	2.0	12	50	4	4
EHSRC442016A	2.0	2.0	16	50	4	4
EHSRC442020A	2.0	2.0	20	50	4	4
EHSRC442025A	2.0	2.0	25	60	4	4
EHSRC442030A	2.0	2.0	30	75	4	4
EHSRC402006A	2.0	2.0	6	50	6	4
EHSRC402008A	2.0	2.0	8	50	6	4
EHSRC402010A	2.0	2.0	10	50	6	4
EHSRC402016A	2.0	2.0	16	50	6	4
EHSRC442510A	2.5	2.5	10	50	4	4
EHSRC442512A	2.5	2.5	12	50	4	4
EHSRC442516A	2.5	2.5	16	50	4	4
EHSRC442520A	2.5	2.5	20	50	4	4
EHSRC442525A	2.5	2.5	25	60	4	4
EHSRC442530A	2.5	2.5	30	75	4	4
EHSRC402506A	2.5	2.5	6	50	6	4
EHSRC402510A	2.5	2.5	10	50	6	4
EHSRC403010A	3.0	3.0	10	50	6	4
EHSRC403012A	3.0	3.0	12	50	6	4
EHSRC403016A	3.0	3.0	16	50	6	4
EHSRC403020A	3.0	3.0	20	60	6	4
EHSRC403025A	3.0	3.0	25	60	6	4
EHSRC403030A	3.0	3.0	30	75	6	4
EHSRC403035A	3.0	3.0	35	75	6	4

Cutting conditions : Page B248

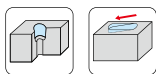
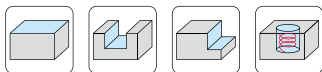
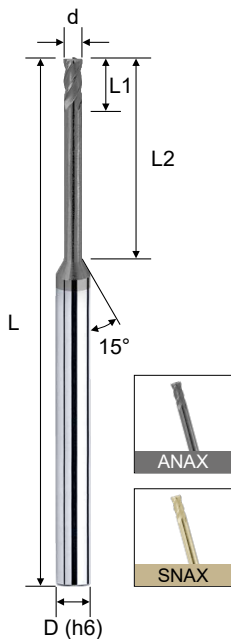
d Tolerance	
d ≤ 12	0 ~ -0.02
d > 12	0 ~ -0.03

H65X - Long Neck · Square · 4F

長頸型 · 平銑刀 · 4 刃

- ANAX smooth coating (Al, Ti, Cr, N) provides a superior wear resistance, for HRC < 55.
- Long neck design is suitable for Rib cutting.
- The coating can change to SNAX smooth coating (Al, Ti, Si, Cr, N), for HRC ≥ 55.

EHSRC



Order No. 訂購編碼	Dia. (d)	CL (L1)	EFF-L (L2)	OAL (L)	Shank (D)	Flutes (Z)
EHSRC404010A	4.0	4.0	10	50	6	4
EHSRC404012A	4.0	4.0	12	50	6	4
EHSRC404016A	4.0	4.0	16	50	6	4
EHSRC404020A	4.0	4.0	20	60	6	4
EHSRC404025A	4.0	4.0	25	60	6	4
EHSRC404030A	4.0	4.0	30	75	6	4
EHSRC405016A	5.0	5.0	16	50	6	4
EHSRC405020A	5.0	5.0	20	60	6	4
EHSRC405025A	5.0	5.0	25	60	6	4
EHSRC405030A	5.0	5.0	30	75	6	4
EHSRC406020A	6.0	6.0	20	60	6	4
EHSRC406030A	6.0	6.0	30	75	6	4
EHSRC408020A	8.0	15.0	20	60	8	4
EHSRC408030A	8.0	15.0	30	75	8	4
EHSRC408040A	8.0	15.0	40	100	8	4
EHSRC410025A	10.0	20.0	25	75	10	4
EHSRC410035A	10.0	20.0	35	100	10	4
EHSRC410045A	10.0	20.0	45	100	10	4
EHSRC412030A	12.0	25.0	30	75	12	4
EHSRC412040A	12.0	25.0	40	100	12	4
EHSRC412050A	12.0	25.0	50	100	12	4

Solid Carbide Endmills

Cutting conditions : Page B248

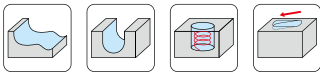
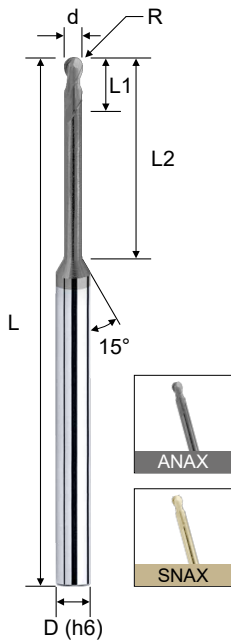
d Tolerance	
d ≤ 12	0 ~ -0.02
d > 12	0 ~ -0.03

H65X - Long Neck · Ball Nose · 2F

長頸型 · 球型銑刀 · 2刃

- ANAX smooth coating (Al, Ti, Cr, N) provides a superior wear resistance, for HRC < 55.
- Suitable for deep cutting due to the long neck design.
- Polish cutting edge provides stronger tip.
- The coating can change to SNAX smooth coating (Al, Ti, Si, Cr, N), for HRC ≥ 55.

EHBRC



2 UMG 0.4µm ANAX SNAX

R 30° HRC 65

Order No. 訂購編碼	Radius (R)	Dia. (d)	CL (L1)	EFF-L (L2)	OAL (L)	Shank (D)	Flutes (Z)
EHBRC240301A	0.15R	0.3	0.3	1	50	4	2
EHBRC240302A	0.15R	0.3	0.3	2	50	4	2
EHBRC240303A	0.15R	0.3	0.3	3	50	4	2
EHBRC240401A	0.20R	0.4	0.4	1	50	4	2
EHBRC240402A	0.20R	0.4	0.4	2	50	4	2
EHBRC240403A	0.20R	0.4	0.4	3	50	4	2
EHBRC240404A	0.20R	0.4	0.4	4	50	4	2
EHBRC240405A	0.20R	0.4	0.4	5	50	4	2
EHBRC240406A	0.20R	0.4	0.4	6	50	4	2
EHBRC240408A	0.20R	0.4	0.4	8	50	4	2
EHBRC240501A	0.25R	0.5	0.5	1	50	4	2
EHBRC240502A	0.25R	0.5	0.5	2	50	4	2
EHBRC240503A	0.25R	0.5	0.5	3	50	4	2
EHBRC240504A	0.25R	0.5	0.5	4	50	4	2
EHBRC240505A	0.25R	0.5	0.5	5	50	4	2
EHBRC240506A	0.25R	0.5	0.5	6	50	4	2
EHBRC240508A	0.25R	0.5	0.5	8	50	4	2
EHBRC240510A	0.25R	0.5	0.5	10	50	4	2
EHBRC240601A	0.30R	0.6	0.6	1	50	4	2
EHBRC240602A	0.30R	0.6	0.6	2	50	4	2
EHBRC240603A	0.30R	0.6	0.6	3	50	4	2
EHBRC240604A	0.30R	0.6	0.6	4	50	4	2
EHBRC240605A	0.30R	0.6	0.6	5	50	4	2
EHBRC240606A	0.30R	0.6	0.6	6	50	4	2
EHBRC240608A	0.30R	0.6	0.6	8	50	4	2
EHBRC240610A	0.30R	0.6	0.6	10	50	4	2
EHBRC240612A	0.30R	0.6	0.6	12	50	4	2

Cutting conditions : Page B249

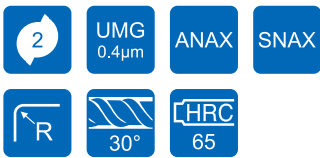
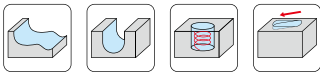
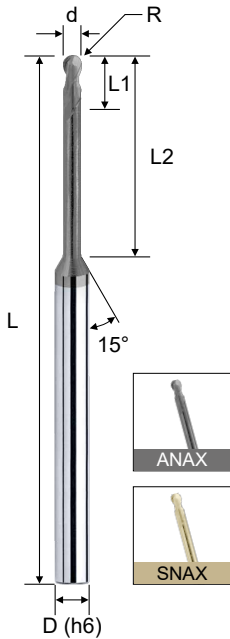
R Tolerance	
R ≤ 3	±0.010
R > 3	±0.015

H65X - Long Neck · Ball Nose · 2F

長頸型 · 球型銑刀 · 2刃

- ANAX smooth coating (Al, Ti, Cr, N) provides a superior wear resistance, for HRC < 55.
- Suitable for deep cutting due to the long neck design.
- Polish cutting edge provides stronger tip.
- The coating can change to SNAX smooth coating (Al, Ti, Si, Cr, N), for HRC ≥ 55.

EHBRC



Order No. 訂購編碼	Radius (R)	Dia. (d)	CL (L1)	EFF-L (L2)	OAL (L)	Shank (D)	Flutes (Z)
EHBRC240702A	0.35R	0.7	0.7	2	50	4	2
EHBRC240704A	0.35R	0.7	0.7	4	50	4	2
EHBRC240708A	0.35R	0.7	0.7	8	50	4	2
EHBRC240710A	0.35R	0.7	0.7	10	50	4	2
EHBRC240712A	0.35R	0.7	0.7	12	50	4	2
EHBRC240802A	0.40R	0.8	0.8	2	50	4	2
EHBRC240804A	0.40R	0.8	0.8	4	50	4	2
EHBRC240806A	0.40R	0.8	0.8	6	50	4	2
EHBRC240808A	0.40R	0.8	0.8	8	50	4	2
EHBRC240810A	0.40R	0.8	0.8	10	50	4	2
EHBRC240812A	0.40R	0.8	0.8	12	50	4	2
EHBRC240904A	0.45R	0.9	0.9	4	50	4	2
EHBRC241002A	0.50R	1.0	1.0	2	50	4	2
EHBRC241003A	0.50R	1.0	1.0	3	50	4	2
EHBRC241004A	0.50R	1.0	1.0	4	50	4	2
EHBRC241005A	0.50R	1.0	1.0	5	50	4	2
EHBRC241006A	0.50R	1.0	1.0	6	50	4	2
EHBRC241008A	0.50R	1.0	1.0	8	50	4	2
EHBRC241010A	0.50R	1.0	1.0	10	50	4	2
EHBRC241012A	0.50R	1.0	1.0	12	50	4	2
EHBRC241014A	0.50R	1.0	1.0	14	50	4	2
EHBRC241016A	0.50R	1.0	1.0	16	50	4	2
EHBRC241018A	0.50R	1.0	1.0	18	50	4	2
EHBRC241020A	0.50R	1.0	1.0	20	50	4	2
EHBRC241022A	0.50R	1.0	1.0	22	60	4	2
EHBRC201004A	0.50R	1.0	1.0	4	50	6	2
EHBRC201006A	0.50R	1.0	1.0	6	50	6	2
EHBRC201008A	0.50R	1.0	1.0	8	50	6	2
EHBRC201010A	0.50R	1.0	1.0	10	50	6	2
EHBRC201012A	0.50R	1.0	1.0	12	50	6	2

Cutting conditions : Page B249

R Tolerance	
R ≤ 3	±0.010
R > 3	±0.015

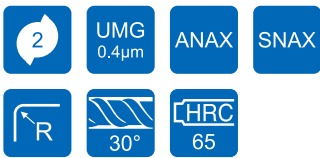
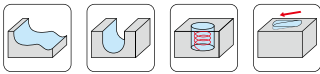
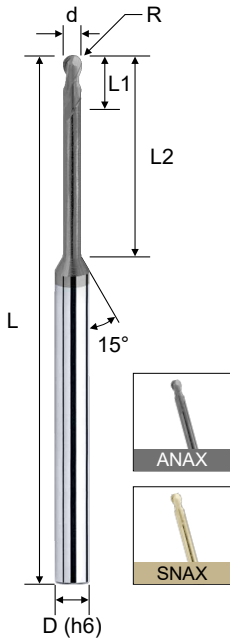
Solid Carbide Endmills

H65X - Long Neck · Ball Nose · 2F

長頸型 · 球型銑刀 · 2刃

- ANAX smooth coating (Al, Ti, Cr, N) provides a superior wear resistance, for HRC < 55.
- Suitable for deep cutting due to the long neck design.
- Polish cutting edge provides stronger tip.
- The coating can change to SNAX smooth coating (Al, Ti, Si, Cr, N), for HRC ≥ 55.

EHBRC



Order No. 訂購編碼	Radius (R)	Dia. (d)	CL (L1)	EFF-L (L2)	OAL (L)	Shank (D)	Flutes (Z)
EHBRC241204A	0.60R	1.2	1.2	4	50	4	2
EHBRC241206A	0.60R	1.2	1.2	6	50	4	2
EHBRC241208A	0.60R	1.2	1.2	8	50	4	2
EHBRC241210A	0.60R	1.2	1.2	10	50	4	2
EHBRC241212A	0.60R	1.2	1.2	12	50	4	2
EHBRC241216A	0.60R	1.2	1.2	16	50	4	2
EHBRC241220A	0.60R	1.2	1.2	20	50	4	2
EHBRC241224A	0.60R	1.2	1.2	24	60	4	2
EHBRC241406A	0.70R	1.4	1.4	6	50	4	2
EHBRC241408A	0.70R	1.4	1.4	8	50	4	2
EHBRC241412A	0.70R	1.4	1.4	12	50	4	2
EHBRC241416A	0.70R	1.4	1.4	16	50	4	2
EHBRC241503A	0.75R	1.5	1.5	3	50	4	2
EHBRC241504A	0.75R	1.5	1.5	4	50	4	2
EHBRC241506A	0.75R	1.5	1.5	6	50	4	2
EHBRC241508A	0.75R	1.5	1.5	8	50	4	2
EHBRC241510A	0.75R	1.5	1.5	10	50	4	2
EHBRC241512A	0.75R	1.5	1.5	12	50	4	2
EHBRC241514A	0.75R	1.5	1.5	14	50	4	2
EHBRC241516A	0.75R	1.5	1.5	16	50	4	2
EHBRC241518A	0.75R	1.5	1.5	18	50	4	2
EHBRC241520A	0.75R	1.5	1.5	20	50	4	2
EHBRC241522A	0.75R	1.5	1.5	22	60	4	2
EHBRC241525A	0.75R	1.5	1.5	25	60	4	2
EHBRC241530A	0.75R	1.5	1.5	30	75	4	2
EHBRC201506A	0.75R	1.5	1.5	6	50	6	2
EHBRC201508A	0.75R	1.5	1.5	8	50	6	2
EHBRC201510A	0.75R	1.5	1.5	10	50	6	2
EHBRC201512A	0.75R	1.5	1.5	12	50	6	2

Cutting conditions : Page B249

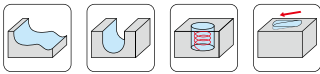
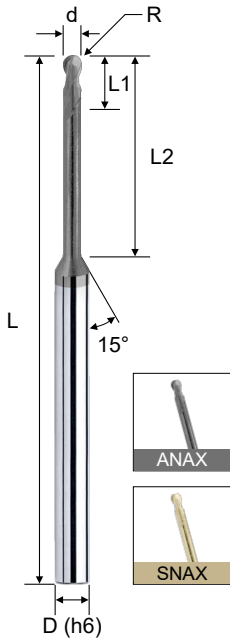
R Tolerance	
R ≤ 3	±0.010
R > 3	±0.015

H65X - Long Neck · Ball Nose · 2F

長頸型 · 球型銑刀 · 2刃

- ANAX smooth coating (Al, Ti, Cr, N) provides a superior wear resistance, for HRC < 55.
- Suitable for deep cutting due to the long neck design.
- Polish cutting edge provides stronger tip.
- The coating can change to SNAX smooth coating (Al, Ti, Si, Cr, N), for HRC ≥ 55.

EHBRC



2 UMG 0.4µm ANAX SNAX

R 30° HRC 65

Order No. 訂購編碼	Radius (R)	Dia. (d)	CL (L1)	EFF-L (L2)	OAL (L)	Shank (D)	Flutes (Z)
EHBRC241606A	0.80R	1.6	1.6	6	50	4	2
EHBRC241608A	0.80R	1.6	1.6	8	50	4	2
EHBRC241612A	0.80R	1.6	1.6	12	50	4	2
EHBRC241616A	0.80R	1.6	1.6	16	50	4	2
EHBRC241620A	0.80R	1.6	1.6	20	50	4	2
EHBRC241806A	0.90R	1.8	1.8	6	50	4	2
EHBRC241808A	0.90R	1.8	1.8	8	50	4	2
EHBRC241812A	0.90R	1.8	1.8	12	50	4	2
EHBRC241816A	0.90R	1.8	1.8	16	50	4	2
EHBRC241820A	0.90R	1.8	1.8	20	50	4	2
EHBRC242004A	1.00R	2.0	2.0	4	50	4	2
EHBRC242006A	1.00R	2.0	2.0	6	50	4	2
EHBRC242008A	1.00R	2.0	2.0	8	50	4	2
EHBRC242010A	1.00R	2.0	2.0	10	50	4	2
EHBRC242012A	1.00R	2.0	2.0	12	50	4	2
EHBRC242014A	1.00R	2.0	2.0	14	50	4	2
EHBRC242016A	1.00R	2.0	2.0	16	50	4	2
EHBRC242018A	1.00R	2.0	2.0	18	50	4	2
EHBRC242020A	1.00R	2.0	2.0	20	50	4	2
EHBRC242022A	1.00R	2.0	2.0	22	60	4	2
EHBRC242025A	1.00R	2.0	2.0	25	60	4	2
EHBRC202006A	1.00R	2.0	2.0	6	50	6	2
EHBRC202008A	1.00R	2.0	2.0	8	50	6	2
EHBRC202010A	1.00R	2.0	2.0	10	50	6	2
EHBRC202016A	1.00R	2.0	2.0	16	50	6	2

Cutting conditions : Page B249

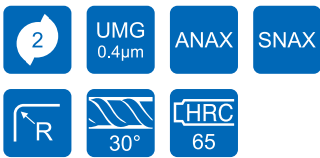
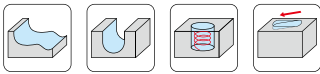
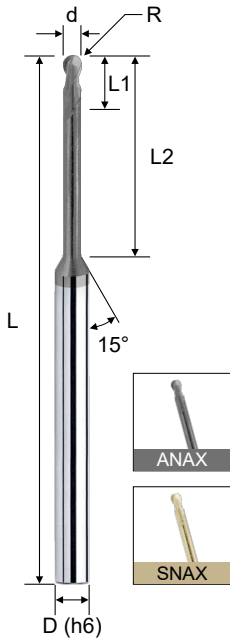
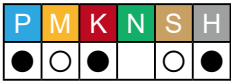
R Tolerance	
R ≤ 3	±0.010
R > 3	±0.015

H65X - Long Neck · Ball Nose · 2F

長頸型 · 球型銑刀 · 2刃

- ANAX smooth coating (Al, Ti, Cr, N) provides a superior wear resistance, for HRC < 55.
- Suitable for deep cutting due to the long neck design.
- Polish cutting edge provides stronger tip.
- The coating can change to SNAX smooth coating (Al, Ti, Si, Cr, N), for HRC ≥ 55.

EHBRC



R Tolerance	
R ≤ 3	±0.010
R > 3	±0.015

Order No. 訂購編碼	Radius (R)	Dia. (d)	CL (L1)	EFF-L (L2)	OAL (L)	Shank (D)	Flutes (Z)
EHBRC242508A	1.25R	2.5	2.5	8	50	4	2
EHBRC242510A	1.25R	2.5	2.5	10	50	4	2
EHBRC242516A	1.25R	2.5	2.5	16	50	4	2
EHBRC242520A	1.25R	2.5	2.5	20	60	4	2
EHBRC242525A	1.25R	2.5	2.5	25	60	4	2
EHBRC242530A	1.25R	2.5	2.5	30	75	4	2
EHBRC202506A	1.25R	2.5	2.5	6	50	6	2
EHBRC202510A	1.25R	2.5	2.5	10	50	6	2
EHBRC203006A	1.50R	3.0	3.0	6	50	6	2
EHBRC203008A	1.50R	3.0	3.0	8	50	6	2
EHBRC203010A	1.50R	3.0	3.0	10	50	6	2
EHBRC203012A	1.50R	3.0	3.0	12	50	6	2
EHBRC203016A	1.50R	3.0	3.0	16	60	6	2
EHBRC203020A	1.50R	3.0	3.0	20	60	6	2
EHBRC203025A	1.50R	3.0	3.0	25	60	6	2
EHBRC203030A	1.50R	3.0	3.0	30	75	6	2
EHBRC203035A	1.50R	3.0	3.0	35	75	6	2
EHBRC204008A	2.00R	4.0	4.0	8	50	6	2
EHBRC204010A	2.00R	4.0	4.0	10	50	6	2
EHBRC204012A	2.00R	4.0	4.0	12	50	6	2
EHBRC204016A	2.00R	4.0	4.0	16	60	6	2
EHBRC204020A	2.00R	4.0	4.0	20	60	6	2
EHBRC204025A	2.00R	4.0	4.0	25	60	6	2
EHBRC204030A	2.00R	4.0	4.0	30	75	6	2
EHBRC204035A	2.00R	4.0	4.0	35	75	6	2
EHBRC205015A	2.50R	5.0	5.0	15	60	6	2
EHBRC205020A	2.50R	5.0	5.0	20	60	6	2
EHBRC205025A	2.50R	5.0	5.0	25	60	6	2
EHBRC205030A	2.50R	5.0	5.0	30	75	6	2
EHBRC206015A	3.00R	6.0	10.0	15	50	6	2
EHBRC208025A	4.00R	8.0	12.0	25	60	8	2
EHBRC210030A	5.00R	10.0	16.0	30	75	10	2
EHBRC212030A	6.00R	12.0	18.0	30	75	12	2

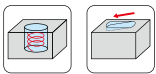
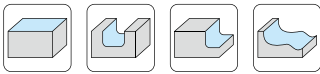
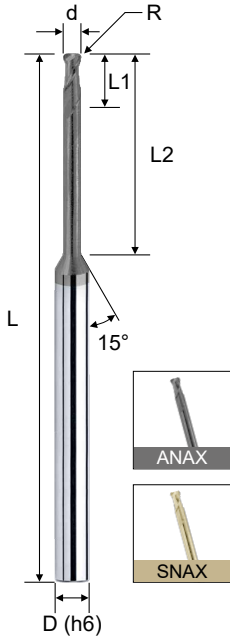
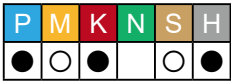
Cutting conditions : Page B249

H65X - Long Neck · Corner Radius · 2F

長頸型 · 圓鼻銑刀 · 2刃

- ANAX smooth coating (Al, Ti, Cr, N) provides a superior wear resistance, for HRC < 55.
- Available in various effective cutting lengths.
- It is suitable for deep cutting.
- The coating can change to SNAX smooth coating (Al, Ti, Si, Cr, N), for HRC ≥ 55.

EHCRC



Order No. 訂購編碼	Dia. (d)	Corner Radius (R)	CL (L1)	EFF-L (L2)	OAL (L)	Shank (D)	Flutes (Z)
EHCRC24100104A	1.0	0.1R	1.0	4	50	4	2
EHCRC24100106A	1.0	0.1R	1.0	6	50	4	2
EHCRC24100108A	1.0	0.1R	1.0	8	50	4	2
EHCRC24100110A	1.0	0.1R	1.0	10	50	4	2
EHCRC24100112A	1.0	0.1R	1.0	12	50	4	2
EHCRC24100204A	1.0	0.2R	1.0	4	50	4	2
EHCRC24100206A	1.0	0.2R	1.0	6	50	4	2
EHCRC24100208A	1.0	0.2R	1.0	8	50	4	2
EHCRC24100210A	1.0	0.2R	1.0	10	50	4	2
EHCRC24100212A	1.0	0.2R	1.0	12	50	4	2
EHCRC24100304A	1.0	0.3R	1.0	4	50	4	2
EHCRC24100306A	1.0	0.3R	1.0	6	50	4	2
EHCRC24100308A	1.0	0.3R	1.0	8	50	4	2
EHCRC24100310A	1.0	0.3R	1.0	10	50	4	2
EHCRC24100312A	1.0	0.3R	1.0	12	50	4	2
EHCRC24120104A	1.2	0.1R	1.2	4	50	4	2
EHCRC24120106A	1.2	0.1R	1.2	6	50	4	2
EHCRC24120108A	1.2	0.1R	1.2	8	50	4	2
EHCRC24120110A	1.2	0.1R	1.2	10	50	4	2
EHCRC24120112A	1.2	0.1R	1.2	12	50	4	2
EHCRC24120204A	1.2	0.2R	1.2	4	50	4	2
EHCRC24120206A	1.2	0.2R	1.2	6	50	4	2
EHCRC24120208A	1.2	0.2R	1.2	8	50	4	2
EHCRC24120210A	1.2	0.2R	1.2	10	50	4	2
EHCRC24120212A	1.2	0.2R	1.2	12	50	4	2
EHCRC24120304A	1.2	0.3R	1.2	4	50	4	2
EHCRC24120306A	1.2	0.3R	1.2	6	50	4	2
EHCRC24120308A	1.2	0.3R	1.2	8	50	4	2
EHCRC24120310A	1.2	0.3R	1.2	10	50	4	2
EHCRC24120312A	1.2	0.3R	1.2	12	50	4	2

Cutting conditions : Page B250

d Tolerance	
d ≤ 12	0 ~ -0.02
d > 12	0 ~ -0.03

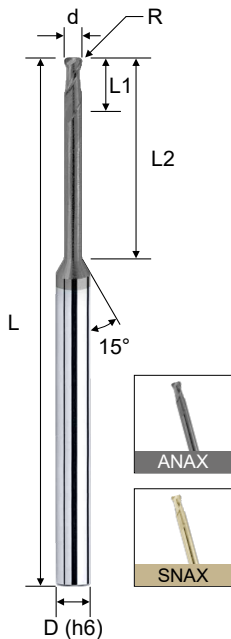
R Tolerance	
R < 2	±0.015
R ≥ 2	±0.020

H65X - Long Neck · Corner Radius · 2F

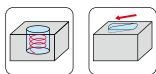
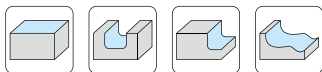
長頸型 · 圓鼻銑刀 · 2刃

- ANAX smooth coating (Al, Ti, Cr, N) provides a superior wear resistance, for HRC < 55.
- Available in various effective cutting lengths.
- It is suitable for deep cutting.
- The coating can change to SNAX smooth coating (Al, Ti, Si, Cr, N), for HRC ≥ 55.

EHCRC



Order No. 訂購編碼	Dia. (d)	Corner Radius (R)	CL (L1)	EFF-L (L2)	OAL (L)	Shank (D)	Flutes (Z)
EHCRC24150106A	1.5	0.1R	1.5	6	50	4	2
EHCRC24150108A	1.5	0.1R	1.5	8	50	4	2
EHCRC24150110A	1.5	0.1R	1.5	10	50	4	2
EHCRC24150112A	1.5	0.1R	1.5	12	50	4	2
EHCRC24150116A	1.5	0.1R	1.5	16	50	4	2
EHCRC24150206A	1.5	0.2R	1.5	6	50	4	2
EHCRC24150208A	1.5	0.2R	1.5	8	50	4	2
EHCRC24150210A	1.5	0.2R	1.5	10	50	4	2
EHCRC24150212A	1.5	0.2R	1.5	12	50	4	2
EHCRC24150216A	1.5	0.2R	1.5	16	50	4	2
EHCRC24150306A	1.5	0.3R	1.5	6	50	4	2
EHCRC24150308A	1.5	0.3R	1.5	8	50	4	2
EHCRC24150310A	1.5	0.3R	1.5	10	50	4	2
EHCRC24150312A	1.5	0.3R	1.5	12	50	4	2
EHCRC24150316A	1.5	0.3R	1.5	16	50	4	2
EHCRC24150506A	1.5	0.5R	1.5	6	50	4	2
EHCRC24150508A	1.5	0.5R	1.5	8	50	4	2
EHCRC24150510A	1.5	0.5R	1.5	10	50	4	2
EHCRC24150512A	1.5	0.5R	1.5	12	50	4	2
EHCRC24150516A	1.5	0.5R	1.5	16	50	4	2



d Tolerance	
d ≤ 12	0 ~ -0.02
d > 12	0 ~ -0.03

R Tolerance	
R < 2	±0.015
R ≥ 2	±0.020

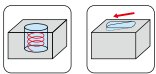
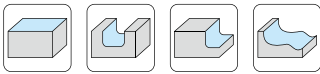
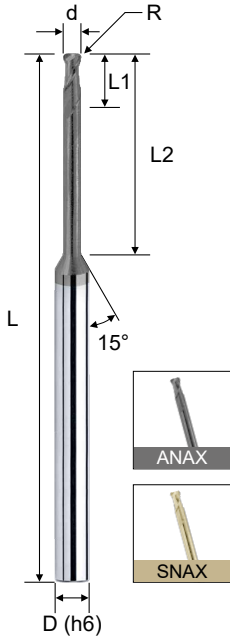
Cutting conditions : Page B250

H65X - Long Neck · Corner Radius · 2F

長頸型 · 圓鼻銑刀 · 2刃

- ANAX smooth coating (Al, Ti, Cr, N) provides a superior wear resistance, for HRC < 55.
- Available in various effective cutting lengths.
- It is suitable for deep cutting.
- The coating can change to SNAX smooth coating (Al, Ti, Si, Cr, N), for HRC ≥ 55.

EHCRC



Order No. 訂購編碼	Dia. (d)	Corner Radius (R)	CL (L1)	EFF-L (L2)	OAL (L)	Shank (D)	Flutes (Z)
EHCRC24200106A	2.0	0.1R	2.0	6	50	4	2
EHCRC24200108A	2.0	0.1R	2.0	8	50	4	2
EHCRC24200110A	2.0	0.1R	2.0	10	50	4	2
EHCRC24200112A	2.0	0.1R	2.0	12	50	4	2
EHCRC24200116A	2.0	0.1R	2.0	16	50	4	2
EHCRC24200120A	2.0	0.1R	2.0	20	50	4	2
EHCRC24200125A	2.0	0.1R	2.0	25	60	4	2
EHCRC24200206A	2.0	0.2R	2.0	6	50	4	2
EHCRC24200208A	2.0	0.2R	2.0	8	50	4	2
EHCRC24200210A	2.0	0.2R	2.0	10	50	4	2
EHCRC24200212A	2.0	0.2R	2.0	12	50	4	2
EHCRC24200216A	2.0	0.2R	2.0	16	50	4	2
EHCRC24200220A	2.0	0.2R	2.0	20	50	4	2
EHCRC24200225A	2.0	0.2R	2.0	25	60	4	2
EHCRC24200306A	2.0	0.3R	2.0	6	50	4	2
EHCRC24200308A	2.0	0.3R	2.0	8	50	4	2
EHCRC24200310A	2.0	0.3R	2.0	10	50	4	2
EHCRC24200312A	2.0	0.3R	2.0	12	50	4	2
EHCRC24200316A	2.0	0.3R	2.0	16	50	4	2
EHCRC24200320A	2.0	0.3R	2.0	20	50	4	2
EHCRC24200325A	2.0	0.3R	2.0	25	60	4	2
EHCRC24200506A	2.0	0.5R	2.0	6	50	4	2
EHCRC24200508A	2.0	0.5R	2.0	8	50	4	2
EHCRC24200510A	2.0	0.5R	2.0	10	50	4	2
EHCRC24200512A	2.0	0.5R	2.0	12	50	4	2
EHCRC24200516A	2.0	0.5R	2.0	16	50	4	2
EHCRC24200520A	2.0	0.5R	2.0	20	50	4	2
EHCRC24200525A	2.0	0.5R	2.0	25	60	4	2
EHCRC20200510A	2.0	0.5R	2.0	10	50	6	2
EHCRC20200515A	2.0	0.5R	2.0	15	50	6	2

Cutting conditions : Page B250

d Tolerance	
d ≤ 12	0 ~ -0.02
d > 12	0 ~ -0.03

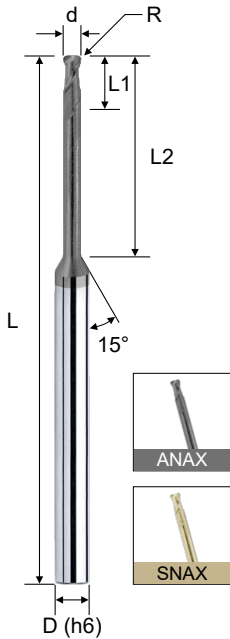
R Tolerance	
R < 2	±0.015
R ≥ 2	±0.020

H65X - Long Neck · Corner Radius · 2F

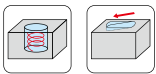
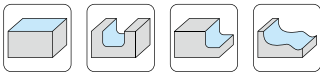
長頸型 · 圓鼻銑刀 · 2刃

- ANAX smooth coating (Al, Ti, Cr, N) provides a superior wear resistance, for HRC < 55.
- Available in various effective cutting lengths.
- It is suitable for deep cutting.
- The coating can change to SNAX smooth coating (Al, Ti, Si, Cr, N), for HRC ≥ 55.

EHCRC



Order No. 訂購編碼	Dia. (d)	Corner Radius (R)	CL (L1)	EFF-L (L2)	OAL (L)	Shank (D)	Flutes (Z)
EHCRC24250110A	2.5	0.1R	2.5	10	50	4	2
EHCRC24250116A	2.5	0.1R	2.5	16	50	4	2
EHCRC24250120A	2.5	0.1R	2.5	20	50	4	2
EHCRC24250125A	2.5	0.1R	2.5	25	60	4	2
EHCRC24250210A	2.5	0.2R	2.5	10	50	4	2
EHCRC24250216A	2.5	0.2R	2.5	16	50	4	2
EHCRC24250220A	2.5	0.2R	2.5	20	50	4	2
EHCRC24250225A	2.5	0.2R	2.5	25	60	4	2
EHCRC24250310A	2.5	0.3R	2.5	10	50	4	2
EHCRC24250316A	2.5	0.3R	2.5	16	50	4	2
EHCRC24250320A	2.5	0.3R	2.5	20	50	4	2
EHCRC24250325A	2.5	0.3R	2.5	25	60	4	2
EHCRC24250510A	2.5	0.5R	2.5	10	50	4	2
EHCRC24250516A	2.5	0.5R	2.5	16	50	4	2
EHCRC24250520A	2.5	0.5R	2.5	20	50	4	2
EHCRC24250525A	2.5	0.5R	2.5	25	60	4	2



d Tolerance	
d ≤ 12	0 ~ -0.02
d > 12	0 ~ -0.03

R Tolerance	
R < 2	±0.015
R ≥ 2	±0.020

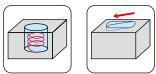
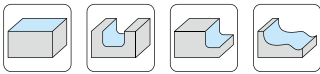
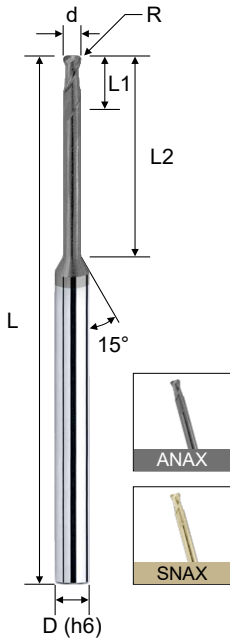
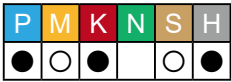
Cutting conditions : Page B250

H65X - Long Neck · Corner Radius · 2F

長頸型 · 圓鼻銑刀 · 2刃

- ANAX smooth coating (Al, Ti, Cr, N) provides a superior wear resistance, for HRC < 55.
- Available in various effective cutting lengths.
- It is suitable for deep cutting.
- The coating can change to SNAX smooth coating (Al, Ti, Si, Cr, N), for HRC ≥ 55.

EHCRC



Order No. 訂購編碼	Dia. (d)	Corner Radius (R)	CL (L1)	EFF-L (L2)	OAL (L)	Shank (D)	Flutes (Z)
EHCRC20300110A	3.0	0.1R	3.0	10	50	6	2
EHCRC20300116A	3.0	0.1R	3.0	16	60	6	2
EHCRC20300120A	3.0	0.1R	3.0	20	60	6	2
EHCRC20300125A	3.0	0.1R	3.0	25	60	6	2
EHCRC20300130A	3.0	0.1R	3.0	30	75	6	2
EHCRC20300135A	3.0	0.1R	3.0	35	75	6	2
EHCRC20300210A	3.0	0.2R	3.0	10	50	6	2
EHCRC20300216A	3.0	0.2R	3.0	16	60	6	2
EHCRC20300220A	3.0	0.2R	3.0	20	60	6	2
EHCRC20300225A	3.0	0.2R	3.0	25	60	6	2
EHCRC20300230A	3.0	0.2R	3.0	30	75	6	2
EHCRC20300235A	3.0	0.2R	3.0	35	75	6	2
EHCRC20300310A	3.0	0.3R	3.0	10	50	6	2
EHCRC20300316A	3.0	0.3R	3.0	16	60	6	2
EHCRC20300320A	3.0	0.3R	3.0	20	60	6	2
EHCRC20300325A	3.0	0.3R	3.0	25	60	6	2
EHCRC20300330A	3.0	0.3R	3.0	30	75	6	2
EHCRC20300335A	3.0	0.3R	3.0	35	75	6	2
EHCRC20300510A	3.0	0.5R	3.0	10	50	6	2
EHCRC20300516A	3.0	0.5R	3.0	16	60	6	2
EHCRC20300520A	3.0	0.5R	3.0	20	60	6	2
EHCRC20300525A	3.0	0.5R	3.0	25	60	6	2
EHCRC20300530A	3.0	0.5R	3.0	30	75	6	2
EHCRC20300535A	3.0	0.5R	3.0	35	75	6	2
EHCRC20301010A	3.0	1.0R	3.0	10	50	6	2
EHCRC20301016A	3.0	1.0R	3.0	16	60	6	2
EHCRC20301020A	3.0	1.0R	3.0	20	60	6	2
EHCRC20301025A	3.0	1.0R	3.0	25	60	6	2
EHCRC20301030A	3.0	1.0R	3.0	30	75	6	2
EHCRC20301035A	3.0	1.0R	3.0	35	75	6	2

Cutting conditions : Page B250

d Tolerance	
d ≤ 12	0 ~ -0.02
d > 12	0 ~ -0.03

R Tolerance	
R < 2	±0.015
R ≥ 2	±0.020

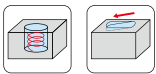
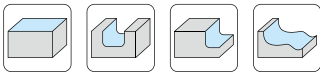
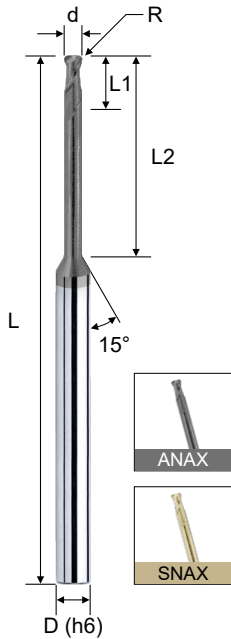
Solid Carbide Endmills

H65X - Long Neck · Corner Radius · 2F

長頸型 · 圓鼻銑刀 · 2刃

- ANAX smooth coating (Al, Ti, Cr, N) provides a superior wear resistance, for HRC < 55.
- Available in various effective cutting lengths.
- It is suitable for deep cutting.
- The coating can change to SNAX smooth coating (Al, Ti, Si, Cr, N), for HRC ≥ 55.

EHCRC



Order No. 訂購編碼	Dia. (d)	Corner Radius (R)	CL (L1)	EFF-L (L2)	OAL (L)	Shank (D)	Flutes (Z)
EHCRC20400113A	4.0	0.1R	4.0	13	50	6	2
EHCRC20400116A	4.0	0.1R	4.0	16	60	6	2
EHCRC20400120A	4.0	0.1R	4.0	20	60	6	2
EHCRC20400125A	4.0	0.1R	4.0	25	60	6	2
EHCRC20400130A	4.0	0.1R	4.0	30	75	6	2
EHCRC20400135A	4.0	0.1R	4.0	35	75	6	2
EHCRC20400213A	4.0	0.2R	4.0	13	50	6	2
EHCRC20400216A	4.0	0.2R	4.0	16	60	6	2
EHCRC20400220A	4.0	0.2R	4.0	20	60	6	2
EHCRC20400225A	4.0	0.2R	4.0	25	60	6	2
EHCRC20400230A	4.0	0.2R	4.0	30	75	6	2
EHCRC20400235A	4.0	0.2R	4.0	35	75	6	2
EHCRC20400313A	4.0	0.3R	4.0	13	50	6	2
EHCRC20400316A	4.0	0.3R	4.0	16	60	6	2
EHCRC20400320A	4.0	0.3R	4.0	20	60	6	2
EHCRC20400325A	4.0	0.3R	4.0	25	60	6	2
EHCRC20400330A	4.0	0.3R	4.0	30	75	6	2
EHCRC20400335A	4.0	0.3R	4.0	35	75	6	2
EHCRC20400513A	4.0	0.5R	4.0	13	50	6	2
EHCRC20400516A	4.0	0.5R	4.0	16	60	6	2
EHCRC20400520A	4.0	0.5R	4.0	20	60	6	2
EHCRC20400525A	4.0	0.5R	4.0	25	60	6	2
EHCRC20400530A	4.0	0.5R	4.0	30	75	6	2
EHCRC20400535A	4.0	0.5R	4.0	35	75	6	2
EHCRC20401013A	4.0	1.0R	4.0	13	50	6	2
EHCRC20401016A	4.0	1.0R	4.0	16	60	6	2
EHCRC20401020A	4.0	1.0R	4.0	20	60	6	2
EHCRC20401025A	4.0	1.0R	4.0	25	60	6	2
EHCRC20401030A	4.0	1.0R	4.0	30	75	6	2
EHCRC20401035A	4.0	1.0R	4.0	35	75	6	2

Cutting conditions : Page B250

d Tolerance	
d ≤ 12	0 ~ -0.02
d > 12	0 ~ -0.03

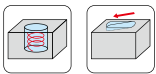
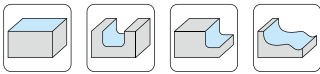
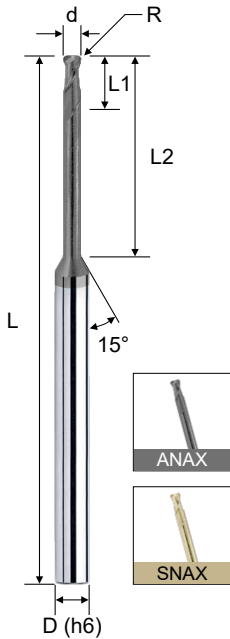
R Tolerance	
R < 2	±0.015
R ≥ 2	±0.020

H65X - Long Neck · Corner Radius · 2F

長頸型 · 圓鼻銑刀 · 2刃

- ANAX smooth coating (Al, Ti, Cr, N) provides a superior wear resistance, for HRC < 55.
- Available in various effective cutting lengths.
- It is suitable for deep cutting.
- The coating can change to SNAX smooth coating (Al, Ti, Si, Cr, N), for HRC ≥ 55.

EHCRC



d Tolerance	
d ≤ 12	0 ~ -0.02
d > 12	0 ~ -0.03

R Tolerance	
R < 2	±0.015
R ≥ 2	±0.020

Order No. 訂購編碼	Dia. (d)	Corner Radius (R)	CL (L1)	EFF-L (L2)	OAL (L)	Shank (D)	Flutes (Z)
EHCRC20500116A	5.0	0.1R	5.0	16	60	6	2
EHCRC20500130A	5.0	0.1R	5.0	30	75	6	2
EHCRC20500216A	5.0	0.2R	5.0	16	60	6	2
EHCRC20500230A	5.0	0.2R	5.0	30	75	6	2
EHCRC20500316A	5.0	0.3R	5.0	16	60	6	2
EHCRC20500330A	5.0	0.3R	5.0	30	75	6	2
EHCRC20500516A	5.0	0.5R	5.0	16	60	6	2
EHCRC20500530A	5.0	0.5R	5.0	30	75	6	2
EHCRC20501016A	5.0	1.0R	5.0	16	60	6	2
EHCRC20501030A	5.0	1.0R	5.0	30	75	6	2
EHCRC20600120A	6.0	0.1R	7.0	20	60	6	2
EHCRC20600130A	6.0	0.1R	7.0	30	75	6	2
EHCRC20600220A	6.0	0.2R	7.0	20	60	6	2
EHCRC20600230A	6.0	0.2R	7.0	30	75	6	2
EHCRC20600320A	6.0	0.3R	7.0	20	60	6	2
EHCRC20600330A	6.0	0.3R	7.0	30	75	6	2
EHCRC20600520A	6.0	0.5R	7.0	20	60	6	2
EHCRC20600530A	6.0	0.5R	7.0	30	75	6	2
EHCRC20601020A	6.0	1.0R	7.0	20	60	6	2
EHCRC20601030A	6.0	1.0R	7.0	30	75	6	2
EHCRC20601520A	6.0	1.5R	7.0	20	60	6	2
EHCRC20601530A	6.0	1.5R	7.0	30	75	6	2
EHCRC20800522A	8.0	0.5R	9.0	22	60	8	2
EHCRC20801022A	8.0	1.0R	9.0	22	60	8	2
EHCRC20801522A	8.0	1.5R	9.0	22	60	8	2
EHCRC20802022A	8.0	2.0R	9.0	22	60	8	2
EHCRC21000524A	10.0	0.5R	11.0	24	75	10	2
EHCRC21001024A	10.0	1.0R	11.0	24	75	10	2
EHCRC21001524A	10.0	1.5R	11.0	24	75	10	2
EHCRC21002024A	10.0	2.0R	11.0	24	75	10	2
EHCRC21200526A	12.0	0.5R	13.0	26	75	12	2
EHCRC21201026A	12.0	1.0R	13.0	26	75	12	2
EHCRC21201526A	12.0	1.5R	13.0	26	75	12	2
EHCRC21202026A	12.0	2.0R	13.0	26	75	12	2

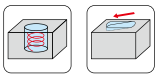
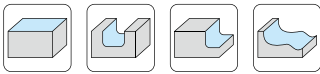
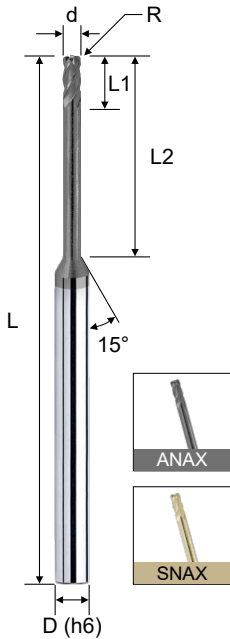
Cutting conditions : Page B250

H65X - Long Neck · Corner Radius · 4F

長頸型 · 圓鼻銑刀 · 4 刃

- ANAX smooth coating (Al, Ti, Cr, N) provides a superior wear resistance, for HRC < 55.
- Available in various effective cutting lengths.
- It is suitable for deep cutting.
- The coating can change to SNAX smooth coating (Al, Ti, Si, Cr, N), for HRC ≥ 55.

EHCRC



Order No. 訂購編碼	Dia. (d)	Corner Radius (R)	CL (L1)	EFF-L (L2)	OAL (L)	Shank (D)	Flutes (Z)
EHCRC44200106A	2.0	0.1R	2.0	6	50	4	4
EHCRC44200108A	2.0	0.1R	2.0	8	50	4	4
EHCRC44200110A	2.0	0.1R	2.0	10	50	4	4
EHCRC44200112A	2.0	0.1R	2.0	12	50	4	4
EHCRC44200116A	2.0	0.1R	2.0	16	50	4	4
EHCRC44200120A	2.0	0.1R	2.0	20	50	4	4
EHCRC44200125A	2.0	0.1R	2.0	25	60	4	4
EHCRC44200206A	2.0	0.2R	2.0	6	50	4	4
EHCRC44200208A	2.0	0.2R	2.0	8	50	4	4
EHCRC44200210A	2.0	0.2R	2.0	10	50	4	4
EHCRC44200212A	2.0	0.2R	2.0	12	50	4	4
EHCRC44200216A	2.0	0.2R	2.0	16	50	4	4
EHCRC44200220A	2.0	0.2R	2.0	20	50	4	4
EHCRC44200225A	2.0	0.2R	2.0	25	60	4	4
EHCRC44200306A	2.0	0.3R	2.0	6	50	4	4
EHCRC44200308A	2.0	0.3R	2.0	8	50	4	4
EHCRC44200310A	2.0	0.3R	2.0	10	50	4	4
EHCRC44200312A	2.0	0.3R	2.0	12	50	4	4
EHCRC44200316A	2.0	0.3R	2.0	16	50	4	4
EHCRC44200320A	2.0	0.3R	2.0	20	50	4	4
EHCRC44200325A	2.0	0.3R	2.0	25	60	4	4
EHCRC44200506A	2.0	0.5R	2.0	6	50	4	4
EHCRC44200508A	2.0	0.5R	2.0	8	50	4	4
EHCRC44200510A	2.0	0.5R	2.0	10	50	4	4
EHCRC44200512A	2.0	0.5R	2.0	12	50	4	4
EHCRC44200516A	2.0	0.5R	2.0	16	50	4	4
EHCRC44200520A	2.0	0.5R	2.0	20	50	4	4
EHCRC44200525A	2.0	0.5R	2.0	25	60	4	4
EHCRC40200510A	2.0	0.5R	2.0	10	50	6	4
EHCRC40200515A	2.0	0.5R	2.0	15	50	6	4

Cutting conditions : Page B251

d Tolerance	
d ≤ 12	0 ~ -0.02
d > 12	0 ~ -0.03

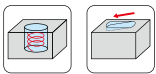
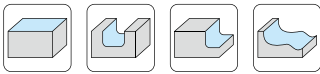
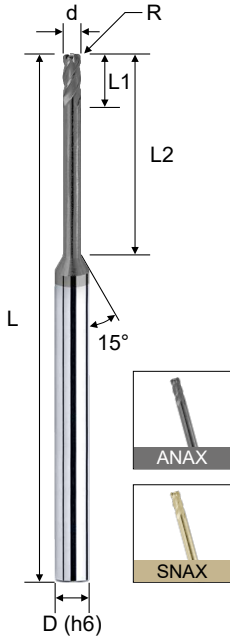
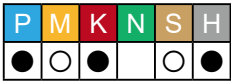
R Tolerance	
R < 2	±0.015
R ≥ 2	±0.020

H65X - Long Neck · Corner Radius · 4F

長頸型 · 圓鼻銑刀 · 4刃

- ANAX smooth coating (Al, Ti, Cr, N) provides a superior wear resistance, for HRC < 55.
- Available in various effective cutting lengths.
- It is suitable for deep cutting.
- The coating can change to SNAX smooth coating (Al, Ti, Si, Cr, N), for HRC ≥ 55.

EHCRC



Order No. 訂購編碼	Dia. (d)	Corner Radius (R)	CL (L1)	EFF-L (L2)	OAL (L)	Shank (D)	Flutes (Z)
EHCRC44250110A	2.5	0.1R	2.5	10	50	4	4
EHCRC44250116A	2.5	0.1R	2.5	16	50	4	4
EHCRC44250120A	2.5	0.1R	2.5	20	50	4	4
EHCRC44250125A	2.5	0.1R	2.5	25	60	4	4
EHCRC44250210A	2.5	0.2R	2.5	10	50	4	4
EHCRC44250216A	2.5	0.2R	2.5	16	50	4	4
EHCRC44250220A	2.5	0.2R	2.5	20	50	4	4
EHCRC44250225A	2.5	0.2R	2.5	25	60	4	4
EHCRC44250310A	2.5	0.3R	2.5	10	50	4	4
EHCRC44250316A	2.5	0.3R	2.5	16	50	4	4
EHCRC44250320A	2.5	0.3R	2.5	20	50	4	4
EHCRC44250325A	2.5	0.3R	2.5	25	60	4	4
EHCRC44250510A	2.5	0.5R	2.5	10	50	4	4
EHCRC44250516A	2.5	0.5R	2.5	16	50	4	4
EHCRC44250520A	2.5	0.5R	2.5	20	50	4	4
EHCRC44250525A	2.5	0.5R	2.5	25	60	4	4

Solid Carbide Endmills

Cutting conditions : Page B251

d Tolerance	
d ≤ 12	0 ~ -0.02
d > 12	0 ~ -0.03

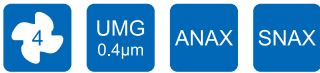
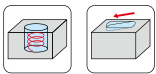
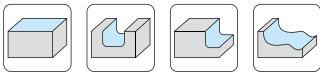
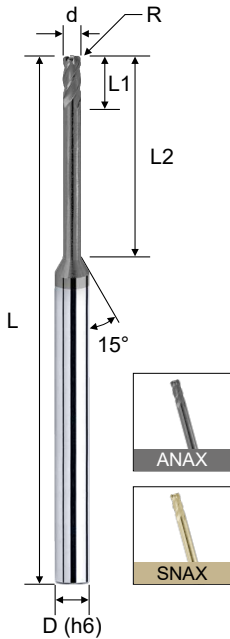
R Tolerance	
R < 2	±0.015
R ≥ 2	±0.020

H65X - Long Neck · Corner Radius · 4F

長頸型 · 圓鼻銑刀 · 4刃

- ANAX smooth coating (Al, Ti, Cr, N) provides a superior wear resistance, for HRC < 55.
- Available in various effective cutting lengths.
- It is suitable for deep cutting.
- The coating can change to SNAX smooth coating (Al, Ti, Si, Cr, N), for HRC ≥ 55.

EHCRC



Order No. 訂購編碼	Dia. (d)	Corner Radius (R)	CL (L1)	EFF-L (L2)	OAL (L)	Shank (D)	Flutes (Z)
EHCRC40300110A	3.0	0.1R	3.0	10	50	6	4
EHCRC40300116A	3.0	0.1R	3.0	16	60	6	4
EHCRC40300120A	3.0	0.1R	3.0	20	60	6	4
EHCRC40300125A	3.0	0.1R	3.0	25	60	6	4
EHCRC40300130A	3.0	0.1R	3.0	30	75	6	4
EHCRC40300135A	3.0	0.1R	3.0	35	75	6	4
EHCRC40300210A	3.0	0.2R	3.0	10	50	6	4
EHCRC40300216A	3.0	0.2R	3.0	16	60	6	4
EHCRC40300220A	3.0	0.2R	3.0	20	60	6	4
EHCRC40300225A	3.0	0.2R	3.0	25	60	6	4
EHCRC40300230A	3.0	0.2R	3.0	30	75	6	4
EHCRC40300235A	3.0	0.2R	3.0	35	75	6	4
EHCRC40300310A	3.0	0.3R	3.0	10	50	6	4
EHCRC40300316A	3.0	0.3R	3.0	16	60	6	4
EHCRC40300320A	3.0	0.3R	3.0	20	60	6	4
EHCRC40300325A	3.0	0.3R	3.0	25	60	6	4
EHCRC40300330A	3.0	0.3R	3.0	30	75	6	4
EHCRC40300335A	3.0	0.3R	3.0	35	75	6	4
EHCRC40300510A	3.0	0.5R	3.0	10	50	6	4
EHCRC40300516A	3.0	0.5R	3.0	16	60	6	4
EHCRC40300520A	3.0	0.5R	3.0	20	60	6	4
EHCRC40300525A	3.0	0.5R	3.0	25	60	6	4
EHCRC40300530A	3.0	0.5R	3.0	30	75	6	4
EHCRC40300535A	3.0	0.5R	3.0	35	75	6	4
EHCRC40301010A	3.0	1.0R	3.0	10	50	6	4
EHCRC40301016A	3.0	1.0R	3.0	16	60	6	4
EHCRC40301020A	3.0	1.0R	3.0	20	60	6	4
EHCRC40301025A	3.0	1.0R	3.0	25	60	6	4
EHCRC40301030A	3.0	1.0R	3.0	30	75	6	4
EHCRC40301035A	3.0	1.0R	3.0	35	75	6	4

Cutting conditions : Page B251

d Tolerance	
d ≤ 12	0 ~ -0.02
d > 12	0 ~ -0.03

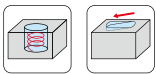
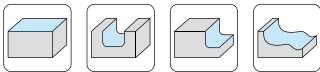
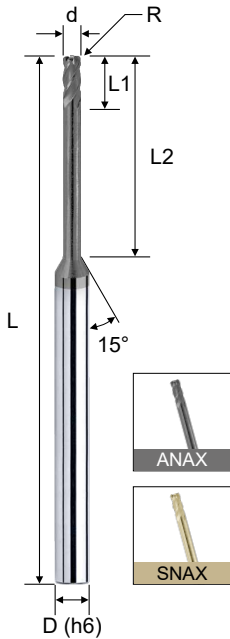
R Tolerance	
R < 2	±0.015
R ≥ 2	±0.020

H65X - Long Neck · Corner Radius · 4F

長頸型 · 圓鼻銑刀 · 4刃

- ANAX smooth coating (Al, Ti, Cr, N) provides a superior wear resistance, for HRC < 55.
- Available in various effective cutting lengths.
- It is suitable for deep cutting.
- The coating can change to SNAX smooth coating (Al, Ti, Si, Cr, N), for HRC ≥ 55.

EHCRC



Order No. 訂購編碼	Dia. (d)	Corner Radius (R)	CL (L1)	EFF-L (L2)	OAL (L)	Shank (D)	Flutes (Z)
EHCRC40400113A	4.0	0.1R	4.0	13	50	6	4
EHCRC40400116A	4.0	0.1R	4.0	16	60	6	4
EHCRC40400120A	4.0	0.1R	4.0	20	60	6	4
EHCRC40400125A	4.0	0.1R	4.0	25	60	6	4
EHCRC40400130A	4.0	0.1R	4.0	30	75	6	4
EHCRC40400135A	4.0	0.1R	4.0	35	75	6	4
EHCRC40400213A	4.0	0.2R	4.0	13	50	6	4
EHCRC40400216A	4.0	0.2R	4.0	16	60	6	4
EHCRC40400220A	4.0	0.2R	4.0	20	60	6	4
EHCRC40400225A	4.0	0.2R	4.0	25	60	6	4
EHCRC40400230A	4.0	0.2R	4.0	30	75	6	4
EHCRC40400235A	4.0	0.2R	4.0	35	75	6	4
EHCRC40400313A	4.0	0.3R	4.0	13	50	6	4
EHCRC40400316A	4.0	0.3R	4.0	16	60	6	4
EHCRC40400320A	4.0	0.3R	4.0	20	60	6	4
EHCRC40400325A	4.0	0.3R	4.0	25	60	6	4
EHCRC40400330A	4.0	0.3R	4.0	30	75	6	4
EHCRC40400335A	4.0	0.3R	4.0	35	75	6	4
EHCRC40400513A	4.0	0.5R	4.0	13	50	6	4
EHCRC40400516A	4.0	0.5R	4.0	16	60	6	4
EHCRC40400520A	4.0	0.5R	4.0	20	60	6	4
EHCRC40400525A	4.0	0.5R	4.0	25	60	6	4
EHCRC40400530A	4.0	0.5R	4.0	30	75	6	4
EHCRC40400535A	4.0	0.5R	4.0	35	75	6	4
EHCRC40401013A	4.0	1.0R	4.0	13	50	6	4
EHCRC40401016A	4.0	1.0R	4.0	16	60	6	4
EHCRC40401020A	4.0	1.0R	4.0	20	60	6	4
EHCRC40401025A	4.0	1.0R	4.0	25	60	6	4
EHCRC40401030A	4.0	1.0R	4.0	30	75	6	4
EHCRC40401035A	4.0	1.0R	4.0	35	75	6	4

Cutting conditions : Page B251

d Tolerance	
d ≤ 12	0 ~ -0.02
d > 12	0 ~ -0.03

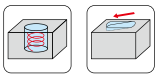
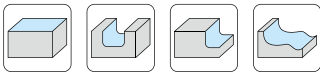
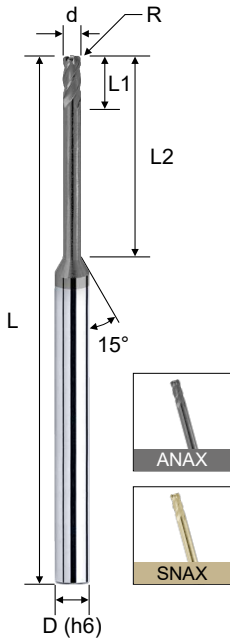
R Tolerance	
R < 2	±0.015
R ≥ 2	±0.020

H65X - Long Neck · Corner Radius · 4F

長頸型 · 圓鼻銑刀 · 4 刃

- ANAX smooth coating (Al, Ti, Cr, N) provides a superior wear resistance, for HRC < 55.
- Available in various effective cutting lengths.
- It is suitable for deep cutting.
- The coating can change to SNAX smooth coating (Al, Ti, Si, Cr, N), for HRC ≥ 55.

EHCRC



d Tolerance	
d ≤ 12	0 ~ -0.02
d > 12	0 ~ -0.03

R Tolerance	
R < 2	±0.015
R ≥ 2	±0.020

Order No. 訂購編碼	Dia. (d)	Corner Radius (R)	CL (L1)	EFF-L (L2)	OAL (L)	Shank (D)	Flutes (Z)
EHCRC40500116A	5.0	0.1R	5.0	16	60	6	4
EHCRC40500130A	5.0	0.1R	5.0	30	75	6	4
EHCRC40500216A	5.0	0.2R	5.0	16	60	6	4
EHCRC40500230A	5.0	0.2R	5.0	30	75	6	4
EHCRC40500316A	5.0	0.3R	5.0	16	60	6	4
EHCRC40500330A	5.0	0.3R	5.0	30	75	6	4
EHCRC40500516A	5.0	0.5R	5.0	16	60	6	4
EHCRC40500530A	5.0	0.5R	5.0	30	75	6	4
EHCRC40501016A	5.0	1.0R	5.0	16	60	6	4
EHCRC40501030A	5.0	1.0R	5.0	30	75	6	4
EHCRC40600120A	6.0	0.1R	7.0	20	60	6	4
EHCRC40600130A	6.0	0.1R	7.0	30	75	6	4
EHCRC40600220A	6.0	0.2R	7.0	20	60	6	4
EHCRC40600230A	6.0	0.2R	7.0	30	75	6	4
EHCRC40600320A	6.0	0.3R	7.0	20	60	6	4
EHCRC40600330A	6.0	0.3R	7.0	30	75	6	4
EHCRC40600520A	6.0	0.5R	7.0	20	60	6	4
EHCRC40600530A	6.0	0.5R	7.0	30	75	6	4
EHCRC40601020A	6.0	1.0R	7.0	20	60	6	4
EHCRC40601030A	6.0	1.0R	7.0	30	75	6	4
EHCRC40601520A	6.0	1.5R	7.0	20	60	6	4
EHCRC40601530A	6.0	1.5R	7.0	30	75	6	4
EHCRC40800522A	8.0	0.5R	9.0	22	60	8	4
EHCRC40801022A	8.0	1.0R	9.0	22	60	8	4
EHCRC40801522A	8.0	1.5R	9.0	22	60	8	4
EHCRC40802022A	8.0	2.0R	9.0	22	60	8	4
EHCRC41000524A	10.0	0.5R	11.0	24	75	10	4
EHCRC41001024A	10.0	1.0R	11.0	24	75	10	4
EHCRC41001524A	10.0	1.5R	11.0	24	75	10	4
EHCRC41002024A	10.0	2.0R	11.0	24	75	10	4
EHCRC41200526A	12.0	0.5R	13.0	26	75	12	4
EHCRC41201026A	12.0	1.0R	13.0	26	75	12	4
EHCRC41201526A	12.0	1.5R	13.0	26	75	12	4
EHCRC41202026A	12.0	2.0R	13.0	26	75	12	4

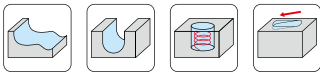
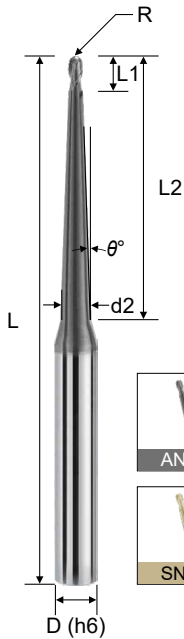
Cutting conditions : Page B251

H65X - Taper Neck · Ball Nose · 2F

斜頸型 · 球型銑刀 · 2 刃

- ANAX smooth coating (Al, Ti, Cr, N) provides a superior wear resistance, for HRC < 55.
- High strength of taper neck, can cut deep grooves without breaking.
- Suitable for cutting groves at high speed.
- The coating can change to SNAX smooth coating (Al, Ti, Si, Cr, N), for HRC ≥ 55.

EBHRT



2 UMG 0.4µm ANAX SNAX

R 30° HRC 65

Order No. 訂購編碼	Radius (R)	Dia. (d)	θ°	CL (L1)	EFF-L (L2)	NL (d2)	OAL (L)	Shank (D)	Flutes (Z)
EBHRT201023AA	0.5R	1	1.5°	2	23	2.20	60	6	2
EBHRT202023AA	1.0R	2	1.5°	4	23	3.00	60	6	2
EBHRT2020423A	1.0R	2	3.0°	4	42	5.98	100	8	2
EBHRT203052AA	1.5R	3	1.5°	6	52	5.40	100	6	2
EBHRT2030473A	1.5R	3	3.0°	6	47	7.29	100	8	2
EBHRT204046AA	2.0R	4	1.5°	8	46	6.00	100	6	2
EBHRT2040383A	2.0R	4	3.0°	8	38	7.14	100	8	2
EBHRT2050283A	2.5R	5	3.0°	10	28	6.88	100	8	2
EBHRT2060383A	3.0R	6	3.0°	12	38	8.72	100	10	2
EBHRT2080383A	4.0R	8	3.0°	16	38	10.30	100	12	2
EBHRT2100573A	5.0R	10	3.0°	20	57	13.88	100	16	2
EBHRT2120383A	6.0R	12	3.0°	24	38	13.47	100	16	2

Solid Carbide Endmills

Cutting conditions : Page B242

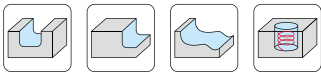
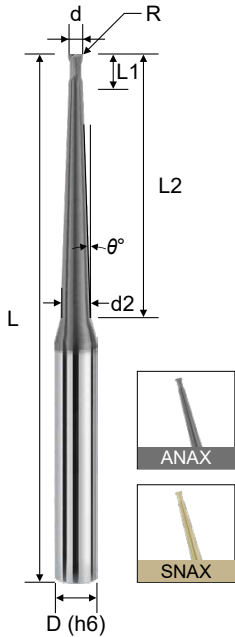
R Tolerance	
R ≤ 3	±0.010
R > 3	±0.015

H65X - Taper Neck · Corner Radius · 2F

斜頸型 · 圓鼻銑刀 · 2刃

- ANAX smooth coating (Al, Ti, Cr, N) provides a superior wear resistance, for HRC < 55.
- Various taper angle makes it suitable for different applications.
- Small corner radius applied protect chipping of cutting edges, high strength of taper neck, can cut deep grooves without breaking.
- The coating can change to SNAX smooth coating (Al, Ti, Si, Cr, N), for HRC ≥ 55.

EHCRT



d Tolerance	
d ≤ 6	0 ~ -0.02
6 < d ≤ 12	0 ~ -0.03
d > 12	0 ~ -0.04

R Tolerance	
R < 2	±0.015
R ≥ 2	±0.020

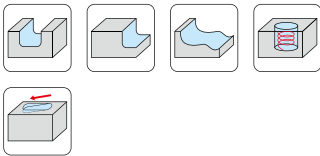
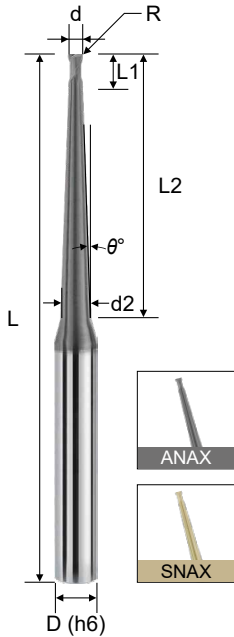
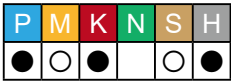
Order No. 訂購編碼	Dia. (d)	Corner Radius (R)	θ°	CL (L1)	EFF-L (L2)	OAL (L)	Shank (D)	Flutes (Z)
EHCRT20100120HA	1.0	0.10R	0.5°	2.0	20	60	6	2
EHCRT201001201A	1.0	0.10R	1.0°	2.0	20	60	6	2
EHCRT20100120AA	1.0	0.10R	1.5°	2.0	20	60	6	2
EHCRT201201230HA2C	1.2	0.12R	0.5°	2.0	30	75	6	2
EHCRT2012012301A2C	1.2	0.12R	1.0°	2.0	30	75	6	2
EHCRT201201230AA2C	1.2	0.12R	1.5°	2.0	30	75	6	2
EHCRT201501530HA2C	1.5	0.15R	0.5°	2.0	30	75	6	2
EHCRT2015015301A2C	1.5	0.15R	1.0°	2.0	30	75	6	2
EHCRT201501530AA2C	1.5	0.15R	1.5°	2.0	30	75	6	2
EHCRT201801830HA2C	1.8	0.18R	0.5°	2.0	30	75	6	2
EHCRT2018018301A2C	1.8	0.18R	1.0°	2.0	30	75	6	2
EHCRT201801830AA2C	1.8	0.18R	1.5°	2.0	30	75	6	2
EHCRT20200225AA	2.0	0.20R	1.5°	3.0	25	75	6	2
EHCRT20200239AA	2.0	0.20R	1.5°	3.0	39	75	6	2
EHCRT20200525AA	2.0	0.50R	1.5°	3.0	25	75	6	2
EHCRT20200539AA	2.0	0.50R	1.5°	3.0	39	75	6	2
EHCRT20200550AA	2.0	0.50R	1.5°	3.0	50	100	6	2
EHCRT20200535HA4C	2.0	0.50R	0.5°	4.0	35	75	6	2
EHCRT202005351A4C	2.0	0.50R	1.0°	4.0	35	75	6	2
EHCRT20200535AA4C	2.0	0.50R	1.5°	4.0	35	75	6	2
EHCRT20250535HA5C	2.5	0.50R	0.5°	5.0	35	75	6	2
EHCRT202505351A5C	2.5	0.50R	1.0°	5.0	35	75	6	2
EHCRT20250535AA5C	2.5	0.50R	1.5°	5.0	35	75	6	2
EHCRT20251035HA5C	2.5	1.00R	0.5°	5.0	35	75	6	2
EHCRT202510351A5C	2.5	1.00R	1.0°	5.0	35	75	6	2
EHCRT20251035AA5C	2.5	1.00R	1.5°	5.0	35	75	6	2

H65X - Taper Neck · Corner Radius · 2F

斜頸型 · 圓鼻銑刀 · 2刃

- ANAX smooth coating (Al, Ti, Cr, N) provides a superior wear resistance, for HRC < 55.
- Various taper angle makes it suitable for different applications.
- Small corner radius applied protect chipping of cutting edges, high strength of taper neck, can cut deep grooves without breaking.
- The coating can change to SNAX smooth coating (Al, Ti, Si, Cr, N), for HRC ≥ 55.

EHCRT



d Tolerance	
d ≤ 6	0 ~ -0.02
6 < d ≤ 12	0 ~ -0.03
d > 12	0 ~ -0.04

R Tolerance	
R < 2	±0.015
R ≥ 2	±0.020

Order No. 訂購編碼	Dia. (d)	Corner Radius (R)	θ°	CL (L1)	EFF-L (L2)	OAL (L)	Shank (D)	Flutes (Z)
EHCRT20300525AA	3.0	0.50R	1.5°	4.5	25	75	6	2
EHCRT20301025AA	3.0	1.00R	1.5°	4.5	25	75	6	2
EHCRT20301039AA	3.0	1.00R	1.5°	4.5	39	75	6	2
EHCRT20301050AA	3.0	1.00R	1.5°	4.5	50	100	6	2
EHCRT20300535HA5C	3.0	0.50R	0.5°	5.0	35	75	6	2
EHCRT203005351A5C	3.0	0.50R	1.0°	5.0	35	75	6	2
EHCRT20300535AA5C	3.0	0.50R	1.5°	5.0	35	75	6	2
EHCRT20301035HA5C	3.0	1.00R	0.5°	5.0	35	75	6	2
EHCRT203010351A5C	3.0	1.00R	1.0°	5.0	35	75	6	2
EHCRT20301035AA5C	3.0	1.00R	1.5°	5.0	35	75	6	2
EHCRT20350535HA	3.5	0.50R	0.5°	5.0	35	75	6	2
EHCRT203505351A	3.5	0.50R	1.0°	5.0	35	75	6	2
EHCRT20350535AA	3.5	0.50R	1.5°	5.0	35	75	6	2
EHCRT20351035HA	3.5	1.00R	0.5°	5.0	35	75	6	2
EHCRT203510351A	3.5	1.00R	1.0°	5.0	35	75	6	2
EHCRT20351035AA	3.5	1.00R	1.5°	5.0	35	75	6	2
EHCRT20400545HA	4.0	0.50R	0.5°	6.0	45	100	6	2
EHCRT204005451A	4.0	0.50R	1.0°	6.0	45	100	6	2
EHCRT20400525AA	4.0	0.50R	1.5°	6.0	25	75	6	2
EHCRT20400545AA	4.0	0.50R	1.5°	6.0	45	100	6	2
EHCRT20401045HA	4.0	1.00R	0.5°	6.0	45	100	6	2
EHCRT204010451A	4.0	1.00R	1.0°	6.0	45	100	6	2
EHCRT20401025AA	4.0	1.00R	1.5°	6.0	25	75	6	2
EHCRT20401045AA	4.0	1.00R	1.5°	6.0	45	100	6	2
EHCRT20501025AA	5.0	1.00R	1.5°	7.5	25	75	6	2
EHCRT20501050AA	5.0	1.00R	1.5°	7.5	50	100	8	2
EHCRT20601035AA	6.0	1.00R	1.5°	9.0	35	75	8	2
EHCRT20601050AA	6.0	1.00R	1.5°	9.0	50	100	10	2

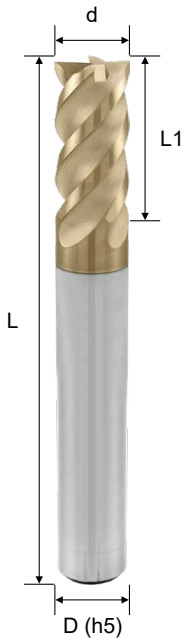
Solid Carbide Endmills

H68X - Square · High Precision · Standard · 4F

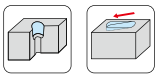
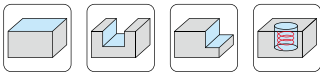
平銑刀 · 高精標準型 · 4 刃

- SNAX smooth coating (Al, Ti, Si, Cr, N) provides a superior wear and heat resistance.
- Suitable for HRC 50 and over HRC 50 Hardened Steel, also maximum up to HRC 65.
- Ultra grain carbide rods with better abrasion resistance.
- Special geometry design, suitable for high hardened working materials.

EHSSF



Order No. 訂購編碼	Dia. (d)	CL (L1)	OAL (L)	Shank (D)	Flutes (Z)
EHSSF441000S	1.0	3	50	4	4
EHSSF441500S	1.5	4	50	4	4
EHSSF442000S	2.0	5	50	4	4
EHSSF442500S	2.5	6	50	4	4
EHSSF403000S	3.0	8	50	6	4
EHSSF404000S	4.0	10	50	6	4
EHSSF405000S	5.0	13	50	6	4
EHSSF406000S	6.0	15	50	6	4
EHSSF408000S	8.0	20	60	8	4
EHSSF410000S	10.0	25	75	10	4
EHSSF412000S	12.0	30	75	12	4



d Tolerance	
d ≤ 6	0 ~ -0.01
d > 6	0 ~ -0.02

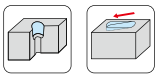
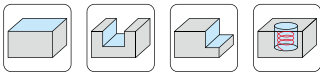
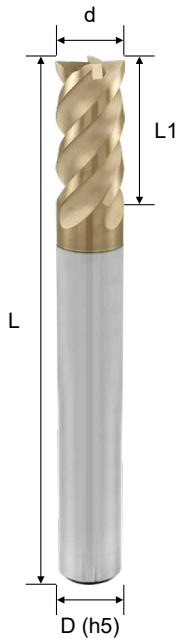
Cutting conditions : Page B252

H68X - Square · High Precision · Long Shank · 4F

平銑刀 · 高精長柄型 · 4 刃

- SNAX smooth coating (Al, Ti, Si, Cr, N) provides a superior wear and heat resistance.
- Suitable for HRC 50 and over HRC 50 Hardened Steel, also maximum up to HRC 65.
- Ultra grain carbide rods with better abrasion resistance.
- Special geometry design, suitable for high hardened working materials.

EHSLF



Order No. 訂購編碼	Dia. (d)	CL (L1)	OAL (L)	Shank (D)	Flutes (Z)
Helix angle : 45°					
EHSLF404007S	4	10	75	6	4
EHSLF406007S	6	15	75	6	4
EHSLF406010S	6	15	100	6	4
EHSLF408007S	8	20	75	8	4
EHSLF408010S	8	20	100	8	4
EHSLF410010S	10	25	100	10	4
EHSLF412010S	12	30	100	12	4

Helix angle : 50°					
EHSMF606000S	6	15	50	6	6
EHSMF608000S	8	20	60	8	6
EHSMF610000S	10	25	75	10	6
EHSMF612000S	12	30	75	12	6
EHSMF816000S	16	40	100	16	8

Cutting conditions : Page B252

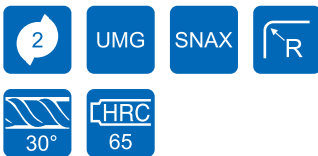
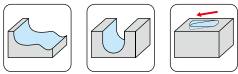
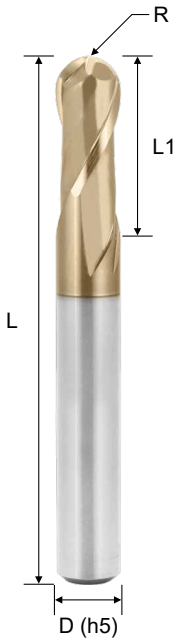
d Tolerance	
d ≤ 6	0 ~ -0.02
d > 6	0 ~ -0.03

H68X - Ball Nose · High Precision · Standard · 2F

球型銑刀 · 高精標準型 · 2 刃

- SNAX smooth coating (Al, Ti, Si, Cr, N) provides a superior wear and heat resistance.
- Suitable for HRC 50 and over HRC 50 Hardened Steel, also maximum up to HRC 65.
- Ultra grain carbide rods with better abrasion resistance.
- R tolerance $\pm 5\mu\text{m}$ with high precision and high performance on Finishing working situation.
- Special geometry design, suitable for high hardened working materials.

EHBSF



Order No. 訂購編碼	Radius (R)	Dia. (d)	CL (L1)	OAL (L)	Shank (D)	Flutes (Z)
EHBSF241000S	0.5R	1	2	50	4	2
EHBSF242000S	1.0R	2	4	50	4	2
EHBSF244000S	2.0R	4	8	50	4	2
EHBSF203000S	1.5R	3	6	50	6	2
EHBSF204000S	2.0R	4	8	50	6	2
EHBSF206000S	3.0R	6	12	50	6	2
EHBSF208000S	4.0R	8	16	60	8	2
EHBSF210000S	5.0R	10	20	75	10	2
EHBSF212000S	6.0R	12	24	75	12	2

Cutting conditions : Page B253

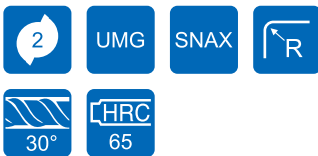
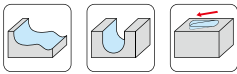
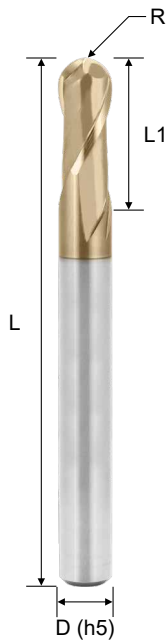
R Tolerance	
R ≤ 3	±0.005
R > 3	±0.007

H68X - Ball Nose · High Precision · Long Shank · 2F

球型銑刀 · 高精長柄型 · 2刃

- SNAX smooth coating (Al, Ti, Si, Cr, N) provides a superior wear and heat resistance.
- Suitable for HRC 50 and over HRC 50 Hardened Steel, also maximum up to HRC 65.
- Ultra grain carbide rods with better abrasion resistance.
- R tolerance $\pm 5\mu\text{m}$ with high precision and high performance on Finishing working situation.
- Special geometry design, suitable for high hardened working materials.

EHBLF



Order No. 訂購編碼	Radius (R)	Dia. (d)	CL (L1)	OAL (L)	Shank (D)	Flutes (Z)
EHBLF204007S	2R	4	8	75	6	2
EHBLF206007S	3R	6	12	75	6	2
EHBLF206010S	3R	6	12	100	6	2
EHBLF208007S	4R	8	16	75	8	2
EHBLF208010S	4R	8	16	100	8	2
EHBLF210010S	5R	10	20	100	10	2
EHBLF212010S	6R	12	24	100	12	2

Solid Carbide Endmills

Cutting conditions : Page B253

R Tolerance	
R ≤ 3	± 0.007
R > 3	± 0.010


H68X - Ball Nose · High Precision · Short with Neck · 2F

球型銑刀 · 高精短刃型 · 2 刃

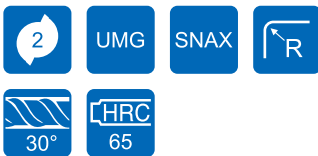
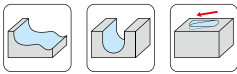
- SNAX smooth coating (Al, Ti, Si, Cr, N) provides a superior wear and heat resistance.
- Special SR geometry design with wear resistance, good chip discharge and high rigidity.
- For hardened materials milling from HRC 40 to HRC 60.
- High-efficiency for roughing and high feed finishing.

H680 Pro

EHBUF



Order No. 訂購編碼	Radius (R)	Dia. (d)	CL (L1)	EFF-L (L2)	OAL (L)	Shank (D)	Flutes (Z)
EHBUF240200PS	0.10R	0.2	0.2	0.2	50	4	2
EHBUF240400PS	0.20R	0.4	0.4	0.4	50	4	2
EHBUF240600PS	0.30R	0.6	0.6	0.6	50	4	2
EHBUF240800PS	0.40R	0.8	0.8	0.8	50	4	2
EHBUF241000PS	0.50R	1.0	1.0	1.0	50	4	2
EHBUF241500PS	0.75R	1.5	1.5	1.5	50	4	2
EHBUF242000PS	1.00R	2.0	2.0	2.0	50	4	2
EHBUF202000PS	1.00R	2.0	2.0	2.0	50	6	2
EHBUF243000PS	1.50R	3.0	3.0	3.0	50	4	2
EHBUF203000PS	1.50R	3.0	3.0	3.0	50	6	2
EHBUF244000PS	2.00R	4.0	4.0	4.0	50	4	2
EHBUF204000PS	2.00R	4.0	4.0	4.0	50	6	2
EHBUF241001PS	0.50R	1.0	1.0	2	50	4	2
EHBUF241501PS	0.75R	1.5	1.5	3	50	4	2
EHBUF242001PS	1.00R	2.0	2.0	4	50	4	2
EHBUF243001PS	1.50R	3.0	3.0	6	50	4	2
EHBUF244001PS	2.00R	4.0	4.0	8	50	4	2
EHBUF206001PS	3.00R	6.0	6.0	12	50	6	2
EHBUF208001PS	4.00R	8.0	8.0	16	60	8	2
EHBUF210001PS	5.00R	10.0	10.0	20	75	10	2
EHBUF212001PS	6.00R	12.0	12.0	24	75	12	2



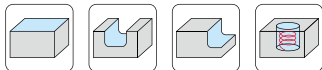
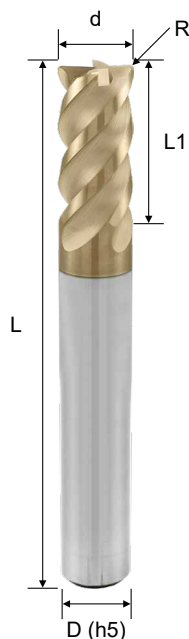
Cutting conditions : Page B253

R Tolerance	
R ≤ 3	±0.005
R > 3	±0.007

H68X - Corner Radius · High Precision · Standard · 4F 圓鼻銑刀 · 高精標準型 · 4 刃

- SNAX smooth coating (Al, Ti, Si, Cr, N) provides a superior wear and heat resistance.
- Suitable for HRC 50 and over HRC 50 Hardened Steel, also maximum up to HRC 65.
- Ultra grain carbide rods with better abrasion resistance.
- Special geometry design, suitable for high hardened working materials.

EHCSF



Order No. 訂購編碼	Dia. (d)	Corner Radius (R)	CL (L1)	OAL (L)	Shank (D)	Flutes (Z)
EHCSF441001S	1.0	0.1R	2	50	4	4
EHCSF441002S	1.0	0.2R	2	50	4	4
EHCSF441501S	1.5	0.1R	3	50	4	4
EHCSF441502S	1.5	0.2R	3	50	4	4
EHCSF442001S	2.0	0.1R	4	50	4	4
EHCSF442002S	2.0	0.2R	4	50	4	4
EHCSF442005S	2.0	0.5R	4	50	4	4
EHCSF443002S	3.0	0.2R	6	50	4	4
EHCSF443005S	3.0	0.5R	6	50	4	4
EHCSF403005S	3.0	0.5R	6	50	6	4
EHCSF444002S	4.0	0.2R	8	50	4	4
EHCSF444005S	4.0	0.5R	8	50	4	4
EHCSF404005S	4.0	0.5R	8	50	6	4
EHCSF404010S	4.0	1.0R	8	50	6	4
EHCSF406005S	6.0	0.5R	12	50	6	4
EHCSF406010S	6.0	1.0R	12	50	6	4
EHCSF406002S	6.0	0.2R	12	50	6	4
EHCSF406003S	6.0	0.3R	12	50	6	4
EHCSF408005S	8.0	0.5R	16	60	8	4
EHCSF408010S	8.0	1.0R	16	60	8	4
EHCSF410005S	10.0	0.5R	20	75	10	4
EHCSF410010S	10.0	1.0R	20	75	10	4
EHCSF412005S	12.0	0.5R	24	75	12	4
EHCSF412010S	12.0	1.0R	24	75	12	4

Solid Carbide Endmills

Cutting conditions : Page B252


d Tolerance	
d ≤ 6	0 ~ -0.01
d > 6	0 ~ -0.02

R Tolerance	
R < 2	±0.010
R ≥ 2	±0.015

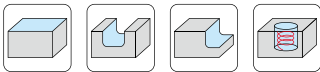
H68X - Corner Radius · High Precision · Long Shank · 4F 圓鼻銑刀 · 高精長柄型 · 4刃

- SNAX smooth coating (Al, Ti, Si, Cr, N) provides a superior wear and heat resistance.
- Suitable for HRC 50 and over HRC 50 Hardened Steel, also maximum up to HRC 65.
- Ultra grain carbide rods with better abrasion resistance.
- Special geometry design, suitable for high hardened working materials.

EHCLF



Order No. 訂購編碼	Dia. (d)	Corner Radius (R)	CL (L1)	OAL (L)	Shank (D)	Flutes (Z)
EHCLF40400507S	4	0.5R	8	75	6	4
EHCLF40600507S	6	0.5R	12	75	6	4
EHCLF40600510S	6	0.5R	12	100	6	4
EHCLF40800507S	8	0.5R	16	75	8	4
EHCLF40800510S	8	0.5R	16	100	8	4
EHCLF41000510S	10	0.5R	20	100	10	4
EHCLF41200510S	12	0.5R	24	100	12	4



Cutting conditions : Page B252

d Tolerance	
d ≤ 6	0 ~ -0.02
d > 6	0 ~ -0.03

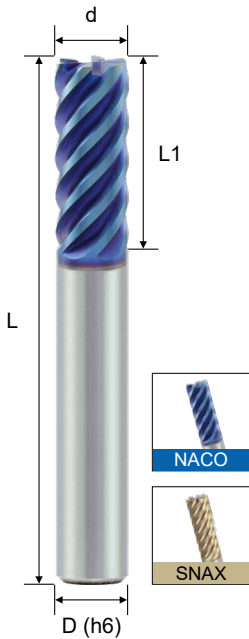
R Tolerance	
R < 2	±0.015
R ≥ 2	±0.020

H70X - Square · High Helix · 6F / 8F

平銑刀 · 高導型 · 6 刃 / 8 刃

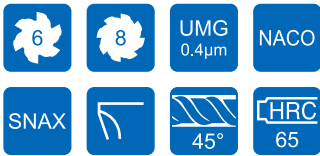
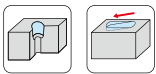
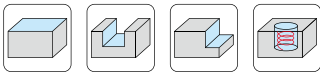
- Naco Blue provides a superior wear and heat resistance.
- Suitable for HRC 50 Hardened Steel, maximum up to HRC 65.
- Horsepower consumption will be decreased with greater shearing action.
- High Helix and 6 Flutes design gives a good finishing surface.
- The coating can change to SNAX smooth coating (Al, Ti, Si, Cr, N) is optional.

EHSSS



Order No. 訂購編碼	Dia. (d)	CL (L1)	OAL (L)	Shank (D)	Flutes (Z)
EHSSS606000N	6	15	50	6	6
EHSSS608000N	8	20	60	8	6
EHSSS610000N	10	25	75	10	6
EHSSS612000N	12	30	75	12	6
EHSSS816000S	16	40	100	16	8
EHSSS818000S	18	40	100	18	8
EHSSS820000S	20	45	100	20	8
EHSSS825000S	25	45	100	25	8

Solid Carbide Endmills




d Tolerance	
d ≤ 12	0 ~ -0.02
d > 12	0 ~ -0.03

Cutting conditions : Page B253

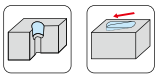
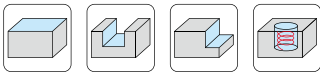
H70X - Square · High Helix · Short Flute · 4F / 6F / 8F 平銑刀 · 高導短刃型 · 4 刃 / 6 刃 / 8 刃

- Naco Blue provides a superior wear and heat resistance.
- Suitable for HRC 50 Hardened Steel, maximum up to HRC 65.
- Greater shearing action results in increased speeds and feeds and faster stock removal.
- Prevents clogging of the flutes.
- The coating can change to SNAX smooth coating (Al, Ti, Si, Cr, N) is optional.

EHSUS



Order No. 訂購編碼	Dia. (d)	CL (L1)	EFF-L (L2)	OAL (L)	Shank (D)	Flutes (Z)
EHSUS441000N	1	1.5	2.5	50	4	4
EHSUS442000N	2	3.0	5.0	50	4	4
EHSUS403000N	3	4.5	7.5	50	6	4
EHSUS404000N	4	6.0	10.0	50	6	4
EHSUS405000N	5	7.5	12.5	50	6	4
EHSUS606000N	6	9.0	15.0	50	6	6
EHSUS608000N	8	12.0	20.0	60	8	6
EHSUS610000N	10	15.0	25.0	75	10	6
EHSUS612000N	12	18.0	30.0	75	12	6
EHSUS816000S	16	24.0	40.0	100	16	8
EHSUS820000S	20	30.0	50.0	100	20	8
EHSSH441000N	1	3	-	50	4	4
EHSSH441500N	1.5	4	-	50	4	4
EHSSH442000N	2	5	-	50	4	4
EHSSH442500N	2.5	6	-	50	4	4
EHSSH443000N	3	8	-	50	4	4
EHSSH444000N	4	10	-	50	4	4



d Tolerance	
d ≤ 12	0 ~ -0.02
d > 12	0 ~ -0.03

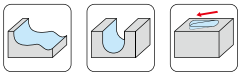
Cutting conditions : Page B254

H70X - Ball Nose · Low Helix · Short Flute · 2F

球型銑刀 · 低導短刃型 · 2 刃

- Naco Blue provides a superior wear and heat resistance.
- Suitable for HRC 50 Hardened Steel, maximum up to HRC 65.
- Due to short cutting length it provides an excellent surface roughness of the work pieces.
- Low helix design is suitable for hardened steel cutting.
- The coating can change to SNAX smooth coating (Al, Ti, Si, Cr, N) is optional.

EBBUS



2	UMG 0.4µm	SICO	NACO
SNAX	R	15°	HRC 65

R Tolerance	
R ≤ 3	±0.010
R > 3	±0.015

Order No. 訂購編碼	Radius (R)	Dia. (d)	CL (L1)	EFF-L (L2)	OAL (L)	Shank (D)	Flutes (Z)
EBBUS241000N	0.50R	1.0	1.0	2	50	4	2
EBBUS241500N	0.75R	1.5	1.5	3	50	4	2
EBBUS202000N	1.00R	2.0	2.0	4	50	6	2
EBBUS203000N	1.50R	3.0	3.0	6	50	6	2
EBBUS204000N	2.00R	4.0	4.0	8	50	6	2
EBBUS205000N	2.50R	5.0	5.0	10	50	6	2
EBBUS206000N	3.00R	6.0	6.0	12	50	6	2
EBBUS208000N	4.00R	8.0	8.0	16	60	8	2
EBBUS210000N	5.00R	10.0	10.0	20	75	10	2
EBBUS212000N	6.00R	12.0	12.0	24	75	12	2
EBBUS216000N	8.00R	16.0	16.0	32	100	16	2

Solid Carbide Endmills

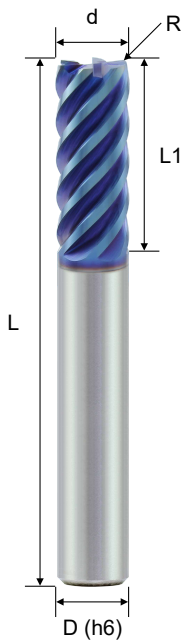
Cutting conditions : Page B254

H70X - Corner Radius · High Helix · 6F

圓鼻銑刀 · 高導型 · 6刃


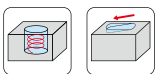
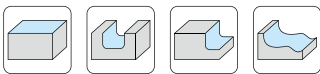
- Naco Blue provides a superior wear and heat resistance.
- Suitable for HRC 50 Hardened Steel, maximum up to HRC 65.
- Horsepower consumption will be decreased with greater shearing action.
- High Helix and 6 Flutes design gives a good finishing surface.

EHCSS



Order No. 訂購編碼	Dia. (d)	Corner Radius (R)	CL (L1)	OAL (L)	Shank (D)	Flutes (Z)
EHCSS606005N	6	0.5R	12	50	6	6
EHCSS606010N	6	1.0R	12	50	6	6
EHCSS608005N	8	0.5R	16	60	8	6
EHCSS608010N	8	1.0R	16	60	8	6
EHCSS610005N	10	0.5R	20	75	10	6
EHCSS610010N	10	1.0R	20	75	10	6
EHCSS612005N	12	0.5R	24	75	12	6
EHCSS612010N	12	1.0R	24	75	12	6

Solid Carbide Endmills



d Tolerance	
d ≤ 12	0 ~ -0.02
d > 12	0 ~ -0.03


R Tolerance	
R < 2	±0.015
R ≥ 2	±0.020

H70X - Corner Radius · High Feed · Short Flute · 4F

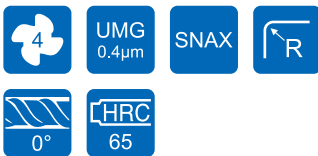
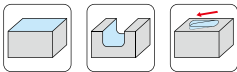
圓鼻銑刀 · 高進給直短刃型 · 4 刃

- SNAX smooth coating (Al, Ti, Si, Cr, N) provides a superior wear and heat resistance.
- Suitable for HRC 50 Hardened Steel, maximum up to HRC 65.
- Cutting edges are very strong and wear resistant.
- For High speed and high feed cutting.

EHCUK



Order No. 訂購編碼	Dia. (d)	RADIUS (R)	Flute Length (L1)	EFF-L (L2)	OAL (L)	Shank (D)	Flutes (Z)
EHCUK40200506S	2	0.5R	1.0	6	50	6	4
EHCUK40300508S	3	0.5R	1.5	8	50	6	4
EHCUK40400512S	4	0.5R	2.0	12	60	6	4
EHCUK40400516S	4	0.5R	2.0	16	60	6	4
EHCUK40401012S	4	1.0R	2.0	12	60	6	4
EHCUK40401016S	4	1.0R	2.0	16	60	6	4
EHCUK40600512S	6	0.5R	3.0	12	60	6	4
EHCUK40600515S	6	0.5R	3.0	15	60	6	4
EHCUK40601015S	6	1.0R	3.0	15	60	6	4
EHCUK40601515S	6	1.5R	3.0	15	60	6	4
EHCUK40800520S	8	0.5R	4.0	20	60	8	4
EHCUK40801020S	8	1.0R	4.0	20	60	8	4
EHCUK41000525S	10	0.5R	5.0	25	75	10	4
EHCUK41001025S	10	1.0R	5.0	25	75	10	4
EHCUK41201030S	12	1.0R	6.0	30	75	12	4
EHCUK41202030S	12	2.0R	6.0	30	75	12	4



Cutting conditions : Page B255

d Tolerance	
d ≤ 12	0 ~ -0.02
d > 12	0 ~ -0.03


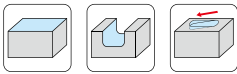
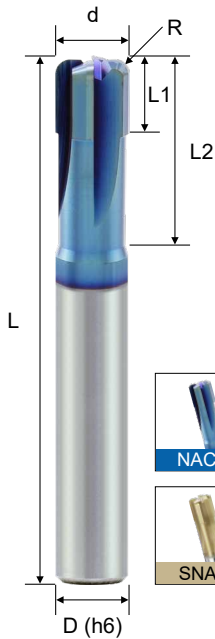
R Tolerance	
R < 2	±0.015
R ≥ 2	±0.020

H70X - Corner Radius · High Feed · 4F

圓鼻銑刀 · 高進給直刃型 · 4 刃

- Naco Blue provides a superior wear and heat resistance.
- Suitable for HRC 50 Hardened Steel, maximum up to HRC 65.
- Non-Helix Design.
- Cutting edges are very strong and wear resistant.
- The coating can change to SNAX smooth coating (Al, Ti, Si, Cr, N) is optional.

EHCUS



Order No. 訂購編碼	Dia. (d)	Corner Radius (R)	CL (L1)	EFF-L (L2)	OAL (L)	Shank (D)	Flutes (Z)
EHCUS441002N	1	0.20R	1	2.5	50	4	4
EHCUS442002N	2	0.25R	2	6.5	50	4	4
EHCUS403005N	3	0.50R	3	7.5	50	6	4
EHCUS404005N	4	0.50R	4	10.0	50	6	4
EHCUS404010N	4	1.00R	4	10.0	50	6	4
EHCUS405010N	5	1.00R	5	12.5	50	6	4
EHCUS406010N	6	1.00R	6	15.0	50	6	4
EHCUS406015N	6	1.50R	6	15.0	50	6	4
EHCUS408010N	8	1.00R	8	20.0	60	8	4
EHCUS408015N	8	1.50R	8	20.0	60	8	4
EHCUS408020N	8	2.00R	8	20.0	60	8	4
EHCUS410010N	10	1.00R	10	25.0	75	10	4
EHCUS410020N	10	2.00R	10	25.0	75	10	4
EHCUS412010N	12	1.00R	12	30.0	75	12	4
EHCUS412020N	12	2.00R	12	30.0	75	12	4
EHCUS412030N	12	3.00R	12	30.0	75	12	4


Solid Carbide Endmills

Cutting conditions : Page B255

d Tolerance	
d ≤ 12	0 ~ -0.02
d > 12	0 ~ -0.03

R Tolerance	
R < 2	±0.015
R ≥ 2	±0.020


M50X Series



- For stainless steel & alloy steel.
 - General cutting.
 - High rigidity design.
 - ANAX smooth coating.
-
- 適用於不鏽鋼及合金鋼
 - 一般泛用加工
 - 高剛性設計
 - 含鉻平滑塗層

→ Page B145


V47X Series



- For stainless steel, high temperature alloy & alloy steel.
 - High efficiency cutting.
 - Unequal flute spacing for anti-vibration.
 - ANAX smooth coating.
-
- 適用於不鏽鋼, 高溫合金及合金鋼
 - 高效益、高去除率加工
 - 抗震不等分割刃設計
 - 含鉻平滑塗層

→ Page B156

V53X Series



- For stainless steel & high temperature alloy.
 - High efficiency cutting.
 - Unequal flute and variable helix for anti-vibration.
 - SNAX smooth coating.
-
- 適用於不鏽鋼及高溫合金
 - 高效益、高去除率加工
 - 抗震不等分割刃與不等螺旋設計
 - 含矽平滑塗層

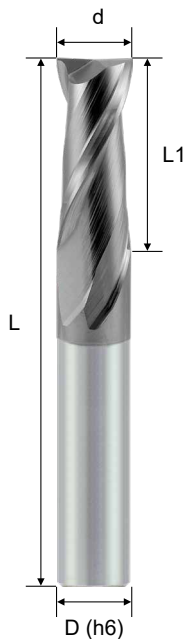
→ Page B167

M50X - Square · Standard · 2F

平銑刀 · 標準型 · 2刃

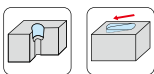
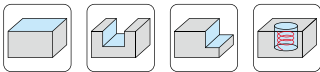
- ANAX smooth coating (Al, Ti, Cr, N) provides a superior wear resistance.
- For Stainless Steel, Alloy Steel & Mold Steel... etc.
- Edge treatment and vibration reduction at high speed machining.

ESSSA



Order No. 訂購編碼	Dia. (d)	CL (L1)	OAL (L)	Shank (D)	Flutes (Z)
ESSSA240500A	0.5	1	50	4	2
ESSSA240800A	0.8	2	50	4	2
ESSSA241000A	1	3	50	4	2
ESSSA242000A	2	5	50	4	2
ESSSA243000A	3	8	50	4	2
ESSSA244000A	4	10	50	4	2
ESSSA204000A	4	10	50	6	2
ESSSA205000A	5	13	50	6	2
ESSSA206000A	6	15	50	6	2
ESSSA208000A	8	20	60	8	2
ESSSA210000A	10	25	75	10	2
ESSSA212000A	12	30	75	12	2
ESSSA214000A	14	30	75	14	2
ESSSA216000A	16	35	100	16	2

Solid Carbide Endmills



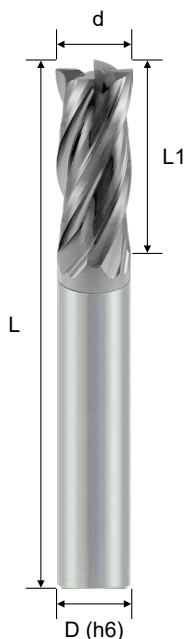
d Tolerance	
d ≤ 6	0 ~ -0.02
6 < d ≤ 12	0 ~ -0.03
d > 12	0 ~ -0.04

Cutting conditions : Page B256

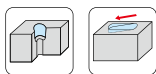
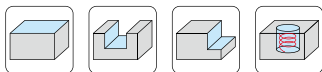
M50X - Square · Standard · 4F 平銑刀 · 標準型 · 4刃

- ANAX smooth coating (Al, Ti, Cr, N) provides a superior wear resistance.
- For Stainless Steel, Alloy Steel & Mold Steel... etc.
- Edge treatment and vibration reduction at high speed machining.

ESSSA



Order No. 訂購編碼	Dia. (d)	CL (L1)	OAL (L)	Shank (D)	Flutes (Z)
ESSSA441000A	1	3	50	4	4
ESSSA441500A	1.5	4	50	4	4
ESSSA442000A	2	5	50	4	4
ESSSA442500A	2.5	6	50	4	4
ESSSA443000A	3	8	50	4	4
ESSSA443500A	3.5	9	50	4	4
ESSSA444000A	4	10	50	4	4
ESSSA404000A	4	10	50	6	4
ESSSA405000A	5	13	50	6	4
ESSSA406000A	6	15	50	6	4
ESSSA408000A	8	20	60	8	4
ESSSA410000A	10	25	75	10	4
ESSSA412000A	12	30	75	12	4
ESSSA414000A	14	30	75	14	4
ESSSA416000A	16	35	100	16	4



d Tolerance	
d ≤ 6	0 ~ -0.02
6 < d ≤ 12	0 ~ -0.03
d > 12	0 ~ -0.04


Cutting conditions : Page B256

M50X - Square · Short Flute · 4F

平銑刀 · 短刃型 · 4刃

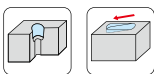
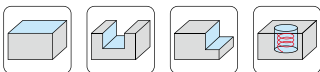
- ANAX smooth coating (Al, Ti, Cr, N) provides a superior wear resistance.
- For Stainless Steel, Alloy Steel & Mold Steel... etc.
- Edge treatment and vibration reduction at high speed machining.

ESSHA



Order No. 訂購編碼	Dia. (d)	CL (L1)	OAL (L)	Shank (D)	Flutes (Z)
ESSHA443000A	3	3	50	4	4
ESSHA444000A	4	4	50	4	4
ESSHA404000A	4	4	50	6	4
ESSHA405000A	5	5	50	6	4
ESSHA406000A	6	7	50	6	4
ESSHA408000A	8	9	60	8	4
ESSHA410000A	10	11	75	10	4
ESSHA412000A	12	13	75	12	4
ESSHA414000A	14	15	75	14	4
ESSHA416000A	16	17	100	16	4

Solid Carbide Endmills



Cutting conditions : Page B256

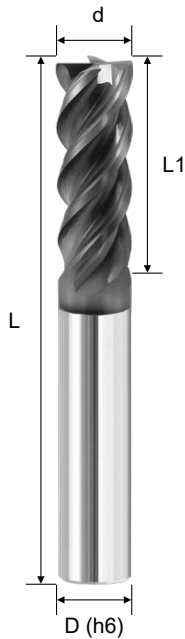
d Tolerance	
d ≤ 6	0 ~ -0.02
6 < d ≤ 12	0 ~ -0.03
d > 12	0 ~ -0.04

M50X - Square · High Helix · 4F

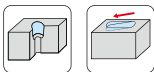
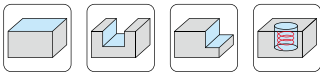
平銑刀 · 高導高效能型 · 4 刃

- ANAX smooth coating (Al, Ti, Cr, N) provides a superior wear resistance.
- U-flute design with high chips volume space and easy to remove chips.
- For Stainless Steel, Pre-Hardened steel, Alloy Steel & Mold Steel... etc.
- UMG carbide grade is suitable for cutting difficult materials.

ESSSB



Order No. 訂購編碼	Dia. (d)	CL (L1)	OAL (L)	Shank (D)	Flutes (Z)
ESSSB441000A	1	3	50	4	4
ESSSB442000A	2	5	50	4	4
ESSSB443000A	3	8	50	4	4
ESSSB444000A	4	10	50	4	4
ESSSB404000A	4	10	50	6	4
ESSSB405000A	5	13	50	6	4
ESSSB406000A	6	15	50	6	4
ESSSB408000A	8	20	60	8	4
ESSSB410000A	10	25	75	10	4
ESSSB412000A	12	30	75	12	4
ESSSB416000A	16	35	100	16	4



d Tolerance	
d ≤ 6	0 ~ -0.02
6 < d ≤ 12	0 ~ -0.03
d > 12	0 ~ -0.04


Cutting conditions : Page B257

M50X - Square · Wave Edge · 3F

平銑刀 · 波浪型 · 3 刃



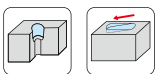
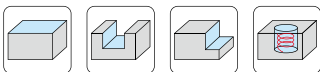
- ANAX smooth coating (Al, Ti, Cr, N) provides a superior wear resistance.
- For Stainless Steel, Pre-Hardened steel, Alloy Steel & Mold Steel... etc.
- Incredible toughness and vibration reduction at high speeds.
- UMG carbide grade is suitable for cutting difficult materials.
- Wave type increases the performance.

ESSSW



Order No. 訂購編碼	Dia. (d)	CL (L1)	OAL (L)	Shank (D)	Flutes (Z)
ESSSW306000A	6	15	50	6	3
ESSSW308000A	8	20	60	8	3
ESSSW310000A	10	25	75	10	3
ESSSW312000A	12	30	75	12	3
ESSSW316000A	16	40	100	16	3
ESSSW320000A	20	45	100	20	3

Solid Carbide Endmills



Cutting conditions : Page B257

d Tolerance	
d ≤ 6	0 ~ -0.02
6 < d ≤ 12	0 ~ -0.03
d > 12	0 ~ -0.04

M50X - Square · Wave Edge · 4F


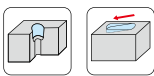
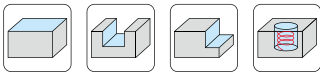
平銑刀 · 波浪型 · 4 刃

- ANAX smooth coating (Al, Ti, Cr, N) provides a superior wear resistance.
- For Stainless Steel, Pre-Hardened steel, Alloy Steel & Mold Steel... etc.
- Incredible toughness and vibration reduction at high speeds.
- UMG carbide grade is suitable for cutting difficult materials.
- Wave type increases the performance.

ESSSW



Order No. 訂購編碼	Dia. (d)	CL (L1)	OAL (L)	Shank (D)	Flutes (Z)
ESSSW406000A	6	15	50	6	4
ESSSW408000A	8	20	60	8	4
ESSSW410000A	10	25	75	10	4
ESSSW412000A	12	30	75	12	4
ESSSW416000A	16	40	100	16	4
ESSSW420000A	20	45	100	20	4



Cutting conditions : Page B257


d Tolerance	
d ≤ 6	0 ~ -0.02
6 < d ≤ 12	0 ~ -0.03
d > 12	0 ~ -0.04

M50X - Square · Chamfer · High Feed · 4F

平銑刀 · 高進給倒角型 · 4刃

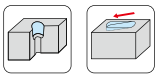
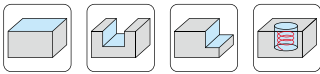
- ANAX smooth coating (Al, Ti, Cr, N) provides a superior wear resistance.
- Honing & chamfering at the cutting edge geometries for high feed milling.
- Outstanding results for HRC 30 to HRC 55 steel, such as Alloy steel, cast Iron ...etc.
- Achieve long tool life, perfect surfaces and considerable reduction of machining time.

ESSSU



Order No. 訂購編碼	Dia. (d)	CL (L1)	OAL (L)	Shank (D)	Chamfer	Flutes (Z)
ESSSU403000A	3	8	50	6	0.10	4
ESSSU404000A	4	10	50	6	0.10	4
ESSSU405000A	5	13	50	6	0.15	4
ESSSU406000A	6	15	50	6	0.15	4
ESSSU408000A	8	20	60	8	0.15	4
ESSSU410000A	10	25	75	10	0.20	4
ESSSU412000A	12	30	75	12	0.20	4
ESSSU416000A	16	35	100	16	0.20	4

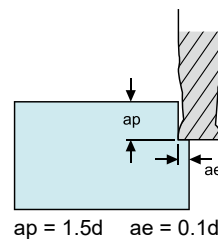
Solid Carbide Endmills



d Tolerance	
d ≤ 6	0 ~ -0.02
6 < d ≤ 12	0 ~ -0.03
d > 12	0 ~ -0.04

Feed recommend table

Dia (d) (mm)	fz (mm/z)
4	0.006 ~ 0.1
6	0.009 ~ 0.15
10	0.15 ~ 0.25

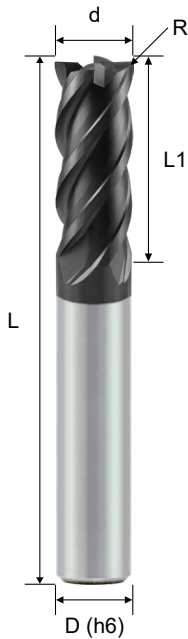


M50X - Square · Radius · High Feed · 4F

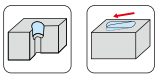
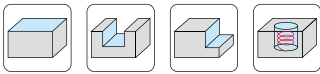
平銑刀 · 高進給圓角型 · 4 刃

- ANAX smooth coating (Al, Ti, Cr, N) provides a superior wear resistance.
- With "Small positive" rake angle and small corner radius geometries for high feed cutting.
- Outstanding results and tool life for 2-D and 3-D machining of HRC 30 to HRC 55 steel, such as Alloy steel, cast Iron...etc.
- Achieve long tool life, perfect surfaces and considerable reduction of machining time.

ESCSU



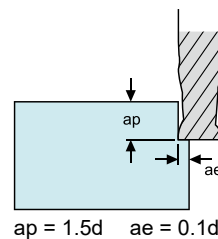
Order No. 訂購編碼	Dia. (d)	CL (L1)	OAL (L)	Shank (D)	R	Flutes (Z)
ESCSU403000A	3	8	50	6	0.10	4
ESCSU404000A	4	10	50	6	0.10	4
ESCSU405000A	5	13	50	6	0.15	4
ESCSU406000A	6	15	50	6	0.15	4
ESCSU408000A	8	20	60	8	0.15	4
ESCSU410000A	10	25	75	10	0.20	4
ESCSU412000A	12	30	75	12	0.20	4
ESCSU416000A	16	35	100	16	0.20	4



d Tolerance	
d ≤ 6	0 ~ -0.02
6 < d ≤ 12	0 ~ -0.03
d > 12	0 ~ -0.04

Feed recommend table

Dia (d) (mm)	fz (mm/z)
4	0.006 ~ 0.1
6	0.009 ~ 0.15
10	0.15 ~ 0.25

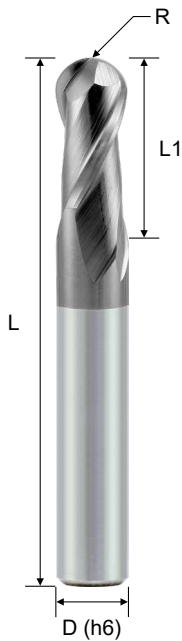


M50X - Ball Nose · Standard · 2F

球型銑刀 · 標準型 · 2 刃


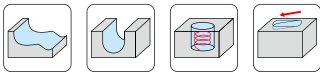
- ANAX smooth coating (Al, Ti, Cr, N) provides a superior wear resistance.
- For Stainless Steel, Alloy Steel & Mold Steel... etc.
- Edge treatment and vibration reduction at high speed machining, suitable for high performance profile milling.
- New ball nose geometry increases tool life and decreased cutting force.

ESBSA



Order No. 訂購編碼	Radius (R)	Dia. (d)	CL (L1)	OAL (L)	Shank (D)	Flutes (Z)
ESBSA240500A	0.25R	0.5	1	50	4	2
ESBSA241000A	0.5R	1	2	50	4	2
ESBSA241500A	0.75R	1.5	3	50	4	2
ESBSA242000A	1.0R	2	4	50	4	2
ESBSA242500A	1.25R	2.5	5	50	4	2
ESBSA243000A	1.5R	3	6	50	4	2
ESBSA244000A	2.0R	4	8	50	4	2
ESBSA204000A	2.0R	4	8	50	6	2
ESBSA205000A	2.5R	5	10	50	6	2
ESBSA206000A	3.0R	6	12	50	6	2
ESBSA208000A	4.0R	8	16	60	8	2
ESBSA210000A	5.0R	10	20	75	10	2
ESBSA212000A	6.0R	12	24	75	12	2
ESBSA216000A	8.0R	16	32	100	16	2

Solid Carbide Endmills



R Tolerance	
R ≤ 3	±0.015
R > 3	±0.020

Cutting conditions : Page B258

M50X - Ball Nose · Near Center Design · 3F / 4F

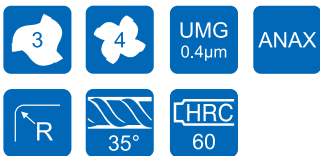
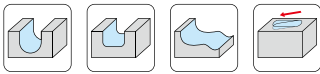
球型銑刀 · 刃近中心型 · 3 刃 / 4 刃

- ANAX smooth coating (Al, Ti, Cr, N) provides a superior wear resistance.
- For high temperature alloy and high hardened steel machining.
- Reach to center and near to center flutes design, significantly improves the tool life and surface finish in profile milling.

ESBHS



Order No. 訂購編碼	Radius (R)	Dia. (d)	CL (L1)	OAL (L)	Shank (D)	Flutes (Z)
ESBHS342000A	1R	2	2	50	4	3
ESBHS302000A	1R	2	2	50	6	3
ESBHS303000A	1.5R	3	3	50	6	3
ESBHS344000A	2R	4	4	50	4	3
ESBHS304000A	2R	4	4	50	6	3
ESBHS406000A	3R	6	6	50	6	4
ESBHS406007A	3R	6	6	75	6	4
ESBHS408000A	4R	8	8	60	8	4
ESBHS408010A	4R	8	8	100	8	4
ESBHS410000A	5R	10	10	75	10	4
ESBHS410010A	5R	10	10	100	10	4
ESBHS412000A	6R	12	12	75	12	4
ESBHS412010A	6R	12	12	100	12	4
ESBHS416000A	8R	16	16	100	16	4



R Tolerance	
R ≤ 3	±0.015
R > 3	±0.020

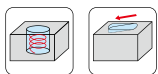
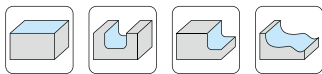
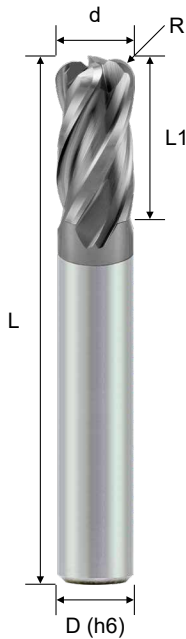
Cutting conditions : Page B258

M50X - Corner Radius · Standard · 4F

圓鼻銑刀 · 標準型 · 4 刃

- ANAX smooth coating (Al, Ti, Cr, N) provides a superior wear resistance.
- For Stainless Steel, Alloy Steel & Mold Steel... etc.
- Edge treatment and vibration reduction at high speed machining.
- Corner geometry and stronger design makes it suitable for cutting stainless steel.

ESCSA



Order No. 訂購編碼	Dia. (d)	Corner Radius (R)	CL (L1)	OAL (L)	Shank (D)	Flutes (Z)
ESCSA441002A	1	0.2R	2	50	4	4
ESCSA441502A	1.5	0.2R	3	50	4	4
ESCSA442002A	2	0.2R	4	50	4	4
ESCSA443002A	3	0.2R	6	50	4	4
ESCSA443003A	3	0.3R	6	50	4	4
ESCSA403003A	3	0.3R	6	50	6	4
ESCSA443005A	3	0.5R	6	50	4	4
ESCSA403005A	3	0.5R	6	50	6	4
ESCSA403010A	3	1.0R	6	50	6	4
ESCSA444002A	4	0.2R	8	50	4	4
ESCSA404003A	4	0.3R	8	50	6	4
ESCSA444005A	4	0.5R	8	50	4	4
ESCSA404005A	4	0.5R	8	50	6	4
ESCSA404010A	4	1.0R	8	50	6	4
ESCSA405003A	5	0.3R	10	50	6	4
ESCSA405005A	5	0.5R	10	50	6	4
ESCSA406003A	6	0.3R	12	50	6	4
ESCSA406005A	6	0.5R	12	50	6	4
ESCSA406010A	6	1.0R	12	50	6	4
ESCSA408005A	8	0.5R	16	60	8	4
ESCSA408010A	8	1.0R	16	60	8	4
ESCSA408015A	8	1.5R	16	60	8	4
ESCSA410005A	10	0.5R	20	75	10	4
ESCSA410010A	10	1.0R	20	75	10	4
ESCSA410015A	10	1.5R	20	75	10	4
ESCSA410020A	10	2.0R	20	75	10	4
ESCSA412005A	12	0.5R	24	75	12	4
ESCSA412010A	12	1.0R	24	75	12	4
ESCSA412015A	12	1.5R	24	75	12	4
ESCSA412020A	12	2.0R	24	75	12	4
ESCSA412030A	12	3.0R	24	75	12	4

Cutting conditions : Page B259

d Tolerance	
d ≤ 6	0 ~ -0.02
6 < d ≤ 12	0 ~ -0.03
d > 12	0 ~ -0.04

R Tolerance	
R < 2	±0.015
R ≥ 2	±0.020

Solid Carbide Endmills

V47X - Tools selection

刀具選擇建議

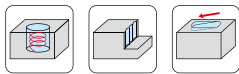
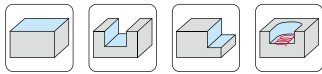
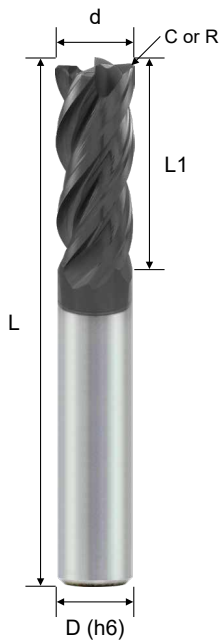
Series 系列	Series Number 系列編碼	Helix Angle 螺旋角	Tool Type 刀具型式	Slot milling 開槽加工	Side roughing 側邊粗加工	Side finishing 側邊精加工	P	M	K	N	S	H
 V47XC	 EPSSVC Standard 標準型	38°	Square 平刀 Chamfer 倒C Radius 小R	✓	✓	✓	●	●	●		●	○
		38°	Square 平刀 Radius 小R	✓	✓	✓	●	●	●		●	○
	 EPSUVC Necked 帶頸型	38°	Square 平刀 Radius 小R	✓	✓	✓	●	●	●		●	○
	 EPSRVC Roughing/Finishing 粗精型	38°	Chamfer 倒C	✓	✓		●	●	●		●	○
V47XD	 EPSSVD Standard 標準型	45°	Square 平刀 Chamfer 倒C Radius 小R		✓	✓	●	●	●		●	●
		43°	Square 平刀		✓	✓	●	●	●		●	●
		43°	Square 平刀 Chamfer 倒C			✓	●	●	●		●	●
	 EPSCVD Long Flute 長刃型	43°	Square 平刀 Radius 小R			✓	●	●	●		●	●
		43°	Square 平刀 Radius 小R			✓	●	●	●		●	●
V47XE	 EPSSVE Standard 標準型	52°	Radius 小R			✓	○	●	○		●	●

V47XC - Square · Unequal Spacing · Standard · 4F

不等分割平銑刀 · 標準型 · 4刃

- Unequal flute spacing for anti-vibration.
- 38° helix angle design for exotic materials slot and side milling.
- ANAX smooth coating (Al, Ti, Cr, N) provides a superior wear resistance and extend tool life.

EPSSVC



d Tolerance	
d ≤ 6	0 ~ -0.02
6 < d ≤ 12	0 ~ -0.03
d > 12	0 ~ -0.04

R Tolerance	
R	±0.020

Order No. 訂購編碼	Dia. (d)	CL (L1)	OAL (L)	Shank (D)	C or R	Flutes (Z)
EPSSVC4410000A	1	3	50	4	-	4
EPSSVC4420000A	2	5	50	4	-	4
EPSSVC4430000A	3	8	50	4	-	4
EPSSVC4030000A	3	8	50	6	-	4
EPSSVC4440000A	4	10	50	4	-	4
EPSSVC4440052A	4	8	50	4	0.5R	4
EPSSVC4040000A	4	10	50	6	-	4
EPSSVC4050000A	5	13	50	6	-	4
EPSSVC4060000A	6	15	50	6	-	4
EPSSVC4060011A	6	15	50	6	0.10C	4
EPSSVC4060032A	6	12	50	6	0.3R	4
EPSSVC4060052A	6	12	50	6	0.5R	4
EPSSVC4060102A	6	12	50	6	1R	4
EPSSVC4080000A	8	20	60	8	-	4
EPSSVC4080011A	8	20	60	8	0.15C	4
EPSSVC4080052A	8	16	60	8	0.5R	4
EPSSVC4080102A	8	16	60	8	1R	4
EPSSVC4080152A	8	16	60	8	1.5R	4
EPSSVC4100000A	10	25	75	10	-	4
EPSSVC4100003A	10	30	75	10	-	4
EPSSVC4100011A	10	25	75	10	0.15C	4
EPSSVC4100052A	10	20	75	10	0.5R	4
EPSSVC4100102A	10	20	75	10	1R	4
EPSSVC4100202A	10	20	75	10	2R	4
EPSSVC4120000A	12	30	75	12	-	4
EPSSVC4120021A	12	30	75	12	0.20C	4
EPSSVC4120052A	12	24	75	12	0.5R	4
EPSSVC4120102A	12	24	75	12	1R	4
EPSSVC4120202A	12	24	75	12	2R	4
EPSSVC4140000A	14	30	75	14	-	4
EPSSVC4160000A	16	35	100	16	-	4
EPSSVC4160021A	16	35	100	16	0.25C	4
EPSSVC4160102A	16	32	100	16	1R	4
EPSSVC4160202A	16	32	100	16	2R	4
EPSSVC4160302A	16	32	100	16	3R	4
EPSSVC4200000A	20	45	100	20	-	4
EPSSVC4250000A	25	45	100	25	-	4

Cutting conditions : Page B260

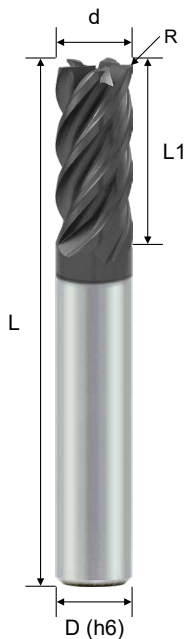
Solid Carbide Endmills

V47XC - Square · Unequal Spacing · Standard · 5F

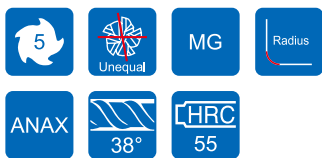
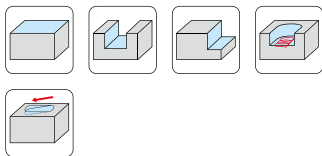
不等分割平銑刀 · 標準型 · 5 刃

- Unequal flute spacing for anti-vibration.
- 38° helix angle design for exotic materials side milling.
- ANAX smooth coating (Al, Ti, Cr, N) provides a superior wear resistance and extend tool life.

EPSSVC



Order No. 訂購編碼	Dia. (d)	CL (L1)	OAL (L)	Shank (D)	R	Flutes (Z)
EPSSVC5060000A	6	15	50	6	-	5
EPSSVC5060032A	6	12	50	6	0.3R	5
EPSSVC5060052A	6	12	50	6	0.5R	5
EPSSVC5080000A	8	20	60	8	-	5
EPSSVC5080052A	8	16	60	8	0.5R	5
EPSSVC5080102A	8	16	60	8	1.0R	5
EPSSVC5100000A	10	25	75	10	-	5
EPSSVC5100052A	10	20	75	10	0.5R	5
EPSSVC5100102A	10	20	75	10	1.0R	5
EPSSVC5100202A	10	20	75	10	2.0R	5
EPSSVC5120000A	12	30	75	12	-	5
EPSSVC5120052A	12	24	75	12	0.5R	5
EPSSVC5120102A	12	24	75	12	1.0R	5
EPSSVC5120202A	12	24	75	12	2.0R	5
EPSSVC5160000A	16	35	100	16	-	5
EPSSVC5160102A	16	32	100	16	1.0R	5
EPSSVC5160202A	16	32	100	16	2.0R	5
EPSSVC5160302A	16	32	100	16	3.0R	5



d Tolerance	
d ≤ 6	0 ~ -0.02
6 < d ≤ 12	0 ~ -0.03
d > 12	0 ~ -0.04
R Tolerance	
R	±0.020

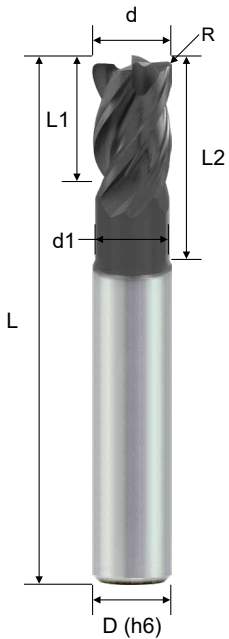
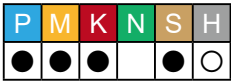
Cutting conditions : Page B260

V47XC - Square · Unequal Spacing · Necked · 4F

不等分割平銑刀 · 帶頸型 · 4 刃

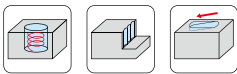
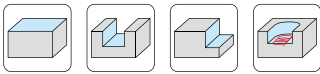
- Unequal flute spacing for anti-vibration.
- 38° helix angle design for exotic materials slot and side milling.
- Necked design is able to increase feed rate.
- ANAX smooth coating (Al, Ti, Cr, N) provides a superior wear resistance and extend tool life.

EPSUVC



Order No. 訂購編碼	Dia. (d)	CL (L1)	EFF-L (L2)	Neck Dia. (d1)	OAL (L)	Shank (D)	R	Flutes (Z)
EPSUVC4060000A	6	9	15	5.64	50	6	-	4
EPSUVC4060052A	6	9	15	5.64	50	6	0.50R	4
EPSUVC4080000A	8	12	20	7.52	60	8	-	4
EPSUVC4080052A	8	12	20	7.52	60	8	0.50R	4
EPSUVC4080102A	8	12	20	7.52	60	8	1.00R	4
EPSUVC4100000A	10	15	25	9.4	75	10	-	4
EPSUVC4100052A	10	15	25	9.4	75	10	0.50R	4
EPSUVC4100102A	10	15	25	9.4	75	10	1.00R	4
EPSUVC4100152A	10	15	25	9.4	75	10	1.50R	4
EPSUVC4120000A	12	18	30	11.28	75	12	-	4
EPSUVC4120102A	12	18	30	11.28	75	12	1.00R	4
EPSUVC4120202A	12	18	30	11.28	75	12	2.00R	4
EPSUVC4160000A	16	24	40	15.04	100	16	-	4
EPSUVC4160102A	16	24	40	15.04	100	16	1.00R	4
EPSUVC4160202A	16	24	40	15.04	100	16	2.00R	4
EPSUVC4160302A	16	24	40	15.04	100	16	3.00R	4

Solid Carbide Endmills



d Tolerance	
d ≤ 6	0 ~ -0.02
6 < d ≤ 12	0 ~ -0.03
d > 12	0 ~ -0.04

R Tolerance	
R	±0.020

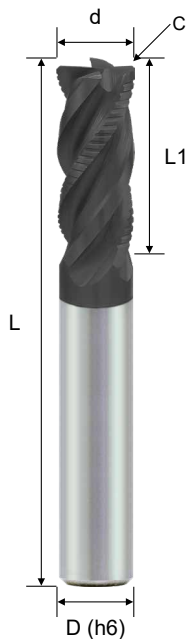
Cutting conditions : Page B261

V47XC - Square · Unequal Spacing · Roughing & Finishing · 4F

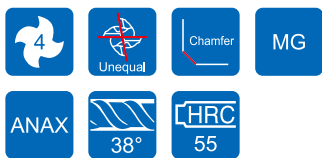
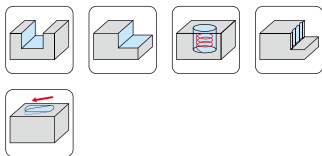
不等分割平銑刀 · 粗精一體型 · 4 刃

- Unequal flute spacing for anti-vibration.
- 38° helix angle design for exotic materials slot milling and side roughing.
- ANAX smooth coating (Al, Ti, Cr, N) provides a superior wear resistance and extend tool life.

EPSRVC



Order No. 訂購編碼	Dia. (d)	CL (L1)	OAL (L)	Shank (D)	C	Flutes (Z)
EPSRVC4060021A	6	15	50	6	0.25C	4
EPSRVC4080031A	8	20	60	8	0.30C	4
EPSRVC4100041A	10	25	75	10	0.40C	4
EPSRVC4120051A	12	30	75	12	0.50C	4
EPSRVC4160061A	16	35	100	16	0.60C	4



d Tolerance	
d ≤ 6	0 ~ -0.02
6 < d ≤ 12	0 ~ -0.03
d > 12	0 ~ -0.04

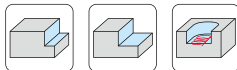
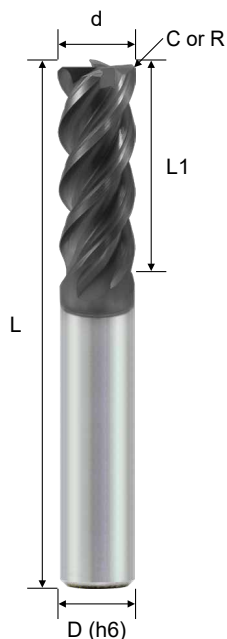
Cutting conditions : Page B261

V47XD - Square · Unequal Spacing · Standard · 4F

不等分割平銑刀 · 標準型 · 4 刃

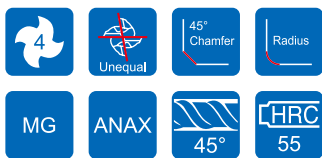
- Unequal flute spacing for anti-vibration.
- 45° helix angle design for exotic materials side milling.
- ANAX smooth coating (Al, Ti, Cr, N) provides a superior wear resistance and extend tool life.

EPSSVD



Order No. 訂購編碼	Dia. (d)	CL (L1)	OAL (L)	Shank (D)	C or R	Flutes (Z)
EPSSVD4440000A	4	10	50	4	-	4
EPSSVD4060000A	6	15	50	6	-	4
EPSSVD4060011A	6	15	50	6	0.10C	4
EPSSVD4060052A	6	12	50	6	0.5R	4
EPSSVD4060102A	6	12	50	6	1R	4
EPSSVD4080000A	8	20	60	8	-	4
EPSSVD4080011A	8	20	60	8	0.15C	4
EPSSVD4080052A	8	16	60	8	0.5R	4
EPSSVD4080102A	8	16	60	8	1R	4
EPSSVD4100000A	10	25	75	10	-	4
EPSSVD4100003A	10	30	75	10	-	4
EPSSVD4100011A	10	25	75	10	0.15C	4
EPSSVD4100052A	10	20	75	10	0.5R	4
EPSSVD4100102A	10	20	75	10	1R	4
EPSSVD4100202A	10	20	75	10	2R	4
EPSSVD4120000A	12	30	75	12	-	4
EPSSVD4120021A	12	30	75	12	0.20C	4
EPSSVD4120052A	12	24	75	12	0.5R	4
EPSSVD4120102A	12	24	75	12	1R	4
EPSSVD4120202A	12	24	75	12	2R	4
EPSSVD4160000A	16	35	100	16	-	4
EPSSVD4160021A	16	35	100	16	0.25C	4
EPSSVD4160102A	16	32	100	16	1R	4
EPSSVD4160202A	16	32	100	16	2R	4
EPSSVD4160302A	16	32	100	16	3R	4

Cutting conditions : Page B262



d Tolerance	
d ≤ 6	0 ~ -0.02
6 < d ≤ 12	0 ~ -0.03
d > 12	0 ~ -0.04

R Tolerance	
R	±0.020

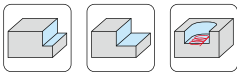
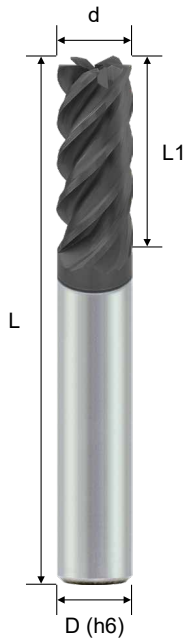
Solid Carbide Endmills

V47XD - Square · Unequal Spacing · Standard · 5F

不等分割平銑刀 · 標準型 · 5 刃

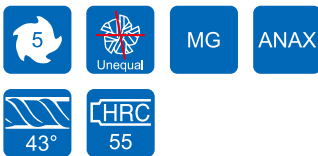
- Unequal flute spacing for anti-vibration.
- 43° helix angle design for high temperature alloy, stainless steel and alloy steel side milling.
- ANAX smooth coating (Al, Ti, Cr, N) provides a superior wear resistance and extend tool life.

EPSSVD



Order No. 訂購編碼	Dia. (d)	CL (L1)	OAL (L)	Shank (D)	Flutes (Z)
EPSSVD5060000A	6	15	50	6	5
EPSSVD5080000A	8	20	60	8	5
EPSSVD5100000A	10	25	75	10	5
EPSSVD5120000A	12	30	75	12	5
EPSSVD5160000A	16	35	100	16	5

Cutting conditions : Page B262



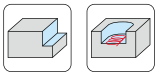
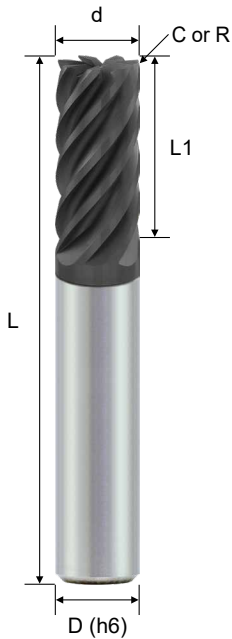
d Tolerance	
d ≤ 6	0 ~ -0.02
6 < d ≤ 12	0 ~ -0.03
d > 12	0 ~ -0.04

V47XD - Square · Unequal Spacing · Standard · 7F

不等分割平銑刀 · 標準型 · 7刃

- Unequal flute spacing for anti-vibration.
- 43° helix angle design for exotic materials side milling.
- ANAX smooth coating (Al, Ti, Cr, N) provides a superior wear resistance and extend tool life.

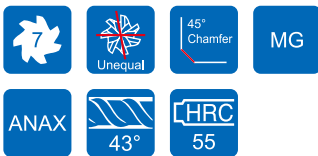
EPSSVD



Order No. 訂購編碼	Dia. (d)	CL (L1)	OAL (L)	Shank (D)	C or R	Flutes (Z)
EPSSVD7100000A	10	25	75	10	-	7
EPSSVD7100051A	10	25	75	10	0.5C	7
EPSSVD7100052A	10	25	75	10	0.5R	7
EPSSVD7120000A	12	30	75	12	-	7
EPSSVD7120051A	12	30	75	12	0.5C	7
EPSSVD7120052A	12	30	75	12	0.5R	7
EPSSVD7160000A	16	35	100	16	-	7

Solid Carbide Endmills

Cutting conditions : Page B262



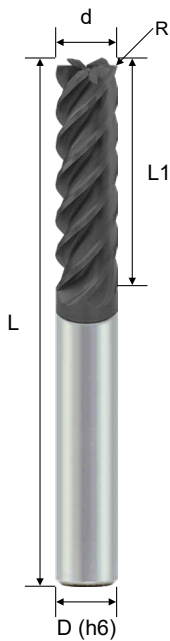
d Tolerance	
d ≤ 6	0 ~ -0.02
6 < d ≤ 12	0 ~ -0.03
d > 12	0 ~ -0.04
R Tolerance	
R	±0.020

V47XD - Square · Unequal Spacing · Long Flute · 5F

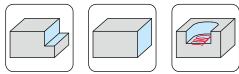
不等分割平銑刀 · 長刃型 · 5刃

- Unequal flute spacing for anti-vibration.
- 43° helix angle design for exotic materials deep side milling.
- ANAX smooth coating (Al, Ti, Cr, N) provides a superior wear resistance and extend tool life.

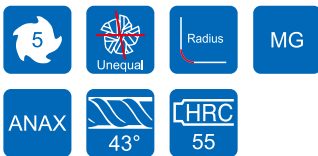
EPSCVD



Order No. 訂購編碼	Dia. (d)	CL (L1)	OAL (L)	Shank (D)	R	Flutes (Z)
EPSCVD5060000A	6	24	75	6	-	5
EPSCVD5060102A	6	24	75	6	1.0R	5
EPSCVD5080000A	8	32	75	8	-	5
EPSCVD5080102A	8	32	75	8	1.0R	5
EPSCVD5100000A	10	40	100	10	-	5
EPSCVD5120000A	12	48	100	12	-	5
EPSCVD5120202A	12	48	100	12	2.0R	5
EPSCVD5160000A	16	55	110	16	-	5



Cutting conditions : Page B262



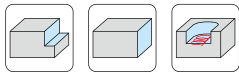
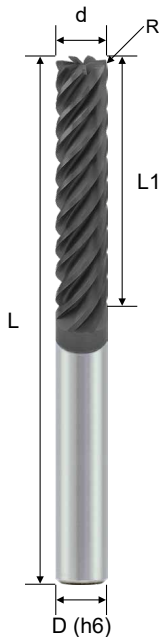
d Tolerance	
d ≤ 6	0 ~ -0.03
6 < d ≤ 12	0 ~ -0.04
d > 12	0 ~ -0.05
R Tolerance	
R	±0.020

V47XD - Square · Unequal Spacing · Long Flute · 7F

不等分割平銑刀 · 長刃型 · 7刃

- Unequal flute spacing for anti-vibration.
- 43° helix angle design for exotic materials deep side milling.
- ANAX smooth coating (Al, Ti, Cr, N) provides a superior wear resistance and extend tool life.

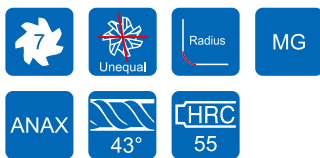
EPSCVD



Order No. 訂購編碼	Dia. (d)	CL (L1)	OAL (L)	Shank (D)	R	Flutes (Z)
EPSCVD7100000A	10	50	100	10	-	7
EPSCVD7100052A	10	50	100	10	0.5R	7
EPSCVD7120000A	12	60	110	12	-	7
EPSCVD7120052A	12	60	110	12	0.5R	7
EPSCVD7160000A	16	80	150	16	-	7
EPSCVD7160052A	16	80	150	16	0.5R	7

Solid Carbide Endmills

Cutting conditions : Page B262



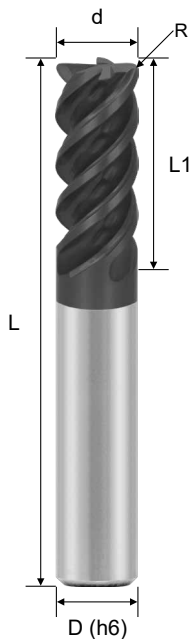
d Tolerance	
d ≤ 6	0 ~ -0.03
6 < d ≤ 12	0 ~ -0.04
d > 12	0 ~ -0.05
R Tolerance	
R	±0.020

V47XE - Square · Unequal Spacing · Standard · 4F

不等分割平銑刀 · 標準型 · 4 刃

- Unequal flute spacing for anti-vibration.
- 52° helix angle design with low cutting force and outstanding side finishing for exotic materials.
- ANAX smooth coating (Al, Ti, Cr, N) provides a superior wear resistance and extend tool life.

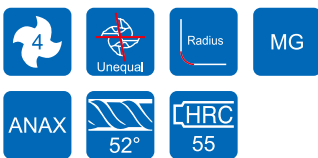
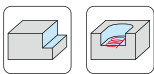
EPSSVE



Order No. 訂購編碼	Dia. (d)	CL (L1)	OAL (L)	Shank (D)	R	Flutes (Z)
EPSSVE4080052A	8	16	60	8	0.5R	4
EPSSVE4100102A	10	20	75	10	1.0R	4
EPSSVE4120102A	12	24	75	12	1.0R	4
EPSSVE4160152A	16	32	100	16	1.5R	4



Cutting conditions : Page B263



d Tolerance	
d ≤ 6	0 ~ -0.02
6 < d ≤ 12	0 ~ -0.03
d > 12	0 ~ -0.04
R Tolerance	
R	±0.020

Series 系列	Series Number 系列編碼		Helix Angle 螺旋角	Tool Type 刀具型式	Slot milling 開槽加工	Side roughing 側邊粗加工	Side finishing 側邊精加工	P	M	K	N	S	H
V53XC	ESSSVC	Standard 標準型	38°~41°	Square 平刀 Chamfer 倒C Radius 小R	✓	✓	✓	●	●	●	●	○	
		Standard 標準型	38°~42°	Square 平刀 Radius 小R		✓	✓	○	●	○	●	○	
V53XD	ESSSVD	Standard 標準型	43°~46°	Square 平刀 Chamfer 倒C Radius 小R		✓	✓	●	●	●	●	○	
V53XA	ESSSVA	Standard 標準型	30°~32°	Chamfer 倒C	✓			●	●	●	○	○	
V53XB	ESSSVB	Standard 標準型	35°~38°	Square 平刀 Chamfer 倒C Radius 小R	✓	✓	✓	●	●	●	○	○	
	ESSUVB	Necked 帶頸型	35°~38°	Radius 小R	✓	✓	✓	●	●	●	●	○	

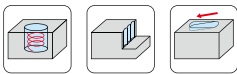
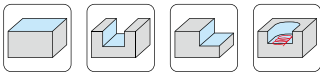
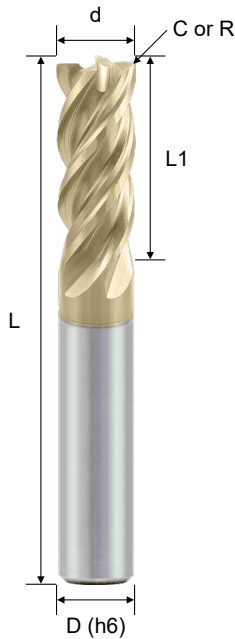
Solid Carbide Endmills

V53XC - Square · Variable Helix · Standard · 4F

不等螺旋平銑刀 · 標準型 · 4 刃

- Unequal flute spacing and variable helix design.
- High removal rate for P, M, K and S materials.
- Helix angle 38° ~ 41° is better for side milling.
- SNAX smooth coating (Al, Ti, Si, Cr, N) provides a superior wear resistance and extend tool life.

ESSSVC



d Tolerance	
d ≤ 6	0 ~ -0.02
6 < d ≤ 12	0 ~ -0.03
d > 12	0 ~ -0.04

Order No. 訂購編碼	Dia. (d)	CL (L1)	OAL (L)	Shank (D)	C or R	Flutes (Z)
ESSSVC4410000S	1	3	50	4	-	4
ESSSVC4420000S	2	5	50	4	-	4
ESSSVC4430000S	3	8	50	4	-	4
ESSSVC4440000S	4	10	50	4	-	4
ESSSVC4040011S	4	10	50	6	0.10C	4
ESSSVC4040012S	4	10	50	6	0.10R	4
ESSSVC4050000S	5	13	50	6	-	4
ESSSVC4060000S	6	15	50	6	-	4
ESSSVC4060011S	6	15	50	6	0.15C	4
ESSSVC4060012S	6	15	50	6	0.15R	4
ESSSVC4060052S	6	12	50	6	0.50R	4
ESSSVC4070000S	7	18	60	8	-	4
ESSSVC4080000S	8	20	60	8	-	4
ESSSVC4080011S	8	20	60	8	0.15C	4
ESSSVC4080012S	8	20	60	8	0.15R	4
ESSSVC4080052S	8	16	60	8	0.50R	4
ESSSVC4080102S	8	16	60	8	1.00R	4
ESSSVC4090000S	9	22	75	10	-	4
ESSSVC4100000S	10	25	75	10	-	4
ESSSVC4100003S	10	30	75	10	-	4
ESSSVC4100021S	10	25	75	10	0.20C	4
ESSSVC4100022S	10	25	75	10	0.20R	4
ESSSVC4100052S	10	20	75	10	0.50R	4
ESSSVC4100102S	10	20	75	10	1.00R	4
ESSSVC4120000S	12	30	75	12	-	4
ESSSVC4120022S	12	30	75	12	0.20R	4
ESSSVC4120052S	12	30	75	12	0.50R	4
ESSSVC4120102S	12	24	75	12	1.00R	4
ESSSVC4120202S	12	24	75	12	2.00R	4
ESSSVC4140000S	14	30	75	14	-	4
ESSSVC4160000S	16	35	100	16	-	4
ESSSVC4200000S	20	45	100	20	-	4
ESSSVC4250000S	25	45	100	25	-	4

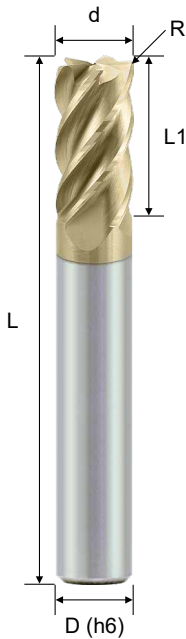
Cutting conditions : Page B265

V53XC - Square · Variable Helix · Standard · 5F

不等螺旋平銑刀 · 標準型 · 5 刃

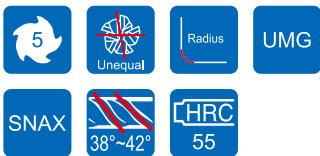
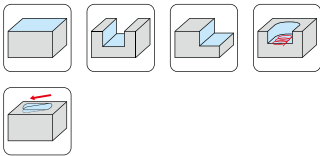
- Unequal flute spacing and variable helix design.
- High removal rate for M and S materials.
- Helix angle 38° ~ 42° is better for side milling.
- SNAX smooth coating (Al, Ti, Si, Cr, N) provides a superior wear resistance and extend tool life.

ESSSVC



Order No. 訂購編碼	Dia. (d)	CL (L1)	OAL (L)	Shank (D)	R	Flutes (Z)
ESSSVC5040022S	4	8	50	6	0.25R	5
ESSSVC5060000S	6	15	50	6	-	5
ESSSVC5060042S	6	12	50	6	0.40R	5
ESSSVC5080000S	8	20	60	8	-	5
ESSSVC5080012S	8	16	60	8	0.15R	5
ESSSVC5080052S	8	16	60	8	0.50R	5
ESSSVC5100000S	10	25	75	10	-	5
ESSSVC5100052S	10	20	75	10	0.50R	5
ESSSVC5100102S	10	20	75	10	1.00R	5
ESSSVC5120000S	12	30	75	12	-	5
ESSSVC5120052S	12	24	75	12	0.50R	5
ESSSVC5120072S	12	24	75	12	0.75R	5
ESSSVC5120102S	12	24	75	12	1.00R	5
ESSSVC5120202S	12	24	75	12	2.00R	5
ESSSVC5160000S	16	35	100	16	-	5
ESSSVC5160072S	16	32	100	16	0.75R	5
ESSSVC5160102S	16	32	100	16	1.00R	5
ESSSVC5160202S	16	32	100	16	2.00R	5
ESSSVC5160302S	16	32	100	16	3.00R	5

Solid Carbide Endmills



d Tolerance	
d ≤ 6	0 ~ -0.02
6 < d ≤ 12	0 ~ -0.03
d > 12	0 ~ -0.04

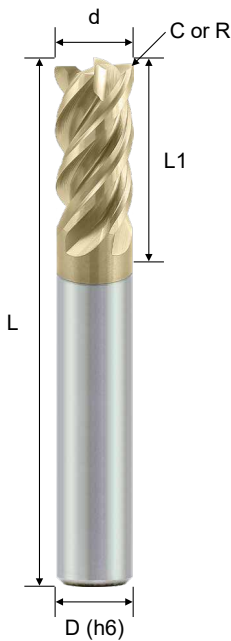
Cutting conditions : Page B265

V53XD - Square · Variable Helix · Standard · 4F

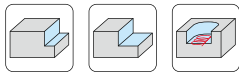
不等螺旋平銑刀 · 標準型 · 4 刃

- Unequal flute spacing and variable helix design.
- High removal rate for P, M, K and S materials.
- Helix angle 43° ~ 46° is better for trochoidal milling.
- SNAX smooth coating (Al, Ti, Si, Cr, N) provides a superior wear resistance and extend tool life.

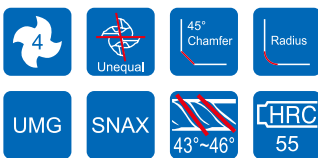
ESSSVD



Order No. 訂購編碼	Dia. (d)	CL (L1)	OAL (L)	Shank (D)	C or R	Flutes (Z)
ESSSVD4040000S	4	8	50	6	-	4
ESSSVD4040011S	4	8	50	6	0.10C	4
ESSSVD4040032S	4	8	50	6	0.30R	4
ESSSVD4060000S	6	12	50	6	-	4
ESSSVD4060011S	6	12	50	6	0.15C	4
ESSSVD4060052S	6	12	50	6	0.50R	4
ESSSVD4080000S	8	16	60	8	-	4
ESSSVD4080011S	8	16	60	8	0.15C	4
ESSSVD4080052S	8	16	60	8	0.50R	4
ESSSVD4100000S	10	20	75	10	-	4
ESSSVD4100003S	10	30	75	10	-	4
ESSSVD4100021S	10	20	75	10	0.20C	4
ESSSVD4100052S	10	20	75	10	0.50R	4
ESSSVD4120000S	12	24	75	12	-	4
ESSSVD4120021S	12	24	75	12	0.20C	4
ESSSVD4120052S	12	24	75	12	0.50R	4



Cutting conditions : Page B265



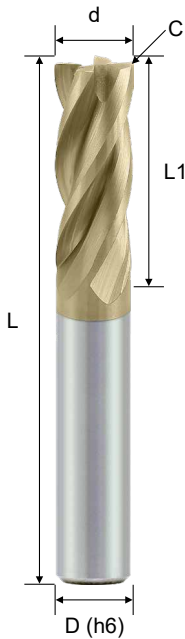
d Tolerance	
d ≤ 6	0 ~ -0.02
6 < d ≤ 12	0 ~ -0.03
d > 12	0 ~ -0.04

V53XA - Square · Variable Helix · Standard · 4F

不等螺旋平銑刀 · 標準型 · 4 刃

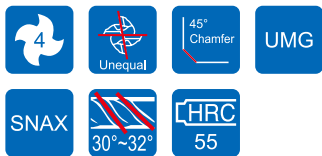
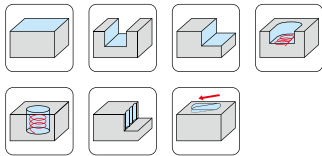
- Unequal flute spacing and variable helix design.
- High removal rate for P, M, K and S materials.
- Helix angle 30° ~ 32° is better for slotting.
- SNAX smooth coating (Al, Ti, Si, Cr, N) provides a superior wear resistance and extend tool life.

ESSSVA



Order No. 訂購編碼	Dia. (d)	CL (L1)	OAL (L)	Shank (D)	C	Flutes (Z)
ESSSVA4060011S	6	15	50	6	0.10C	4
ESSSVA4080011S	8	20	60	8	0.15C	4
ESSSVA4100021S	10	25	75	10	0.20C	4
ESSSVA4120021S	12	30	75	12	0.20C	4
ESSSVA4160031S	16	35	100	16	0.32C	4

Solid Carbide Endmills



d Tolerance	
d ≤ 6	0 ~ -0.02
6 < d ≤ 12	0 ~ -0.03
d > 12	0 ~ -0.04

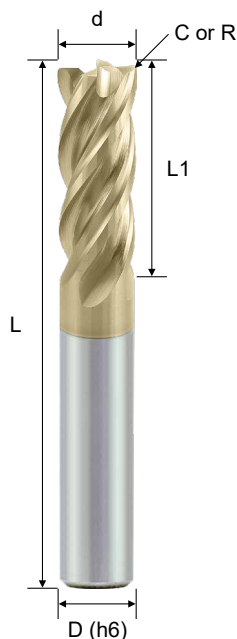
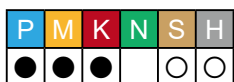
Cutting conditions : Page B266

V53XB - Square · Variable Helix · Standard · 4F

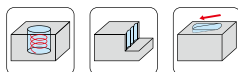
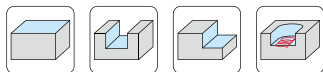
不等螺旋平銑刀 · 標準型 · 4 刃

- Unequal flute spacing and variable helix design.
- High removal rate for P, M, K and S materials.
- Helix angle 35° ~ 38° for general purpose milling.
- SNAX smooth coating (Al, Ti, Si, Cr, N) provides a superior wear resistance and extend tool life.

ESSSVB



Order No. 訂購編碼	Dia. (d)	CL (L1)	OAL (L)	Shank (D)	C or R	Flutes (Z)
ESSSVB4040000S	4	10	50	6	-	4
ESSSVB4040011S	4	10	50	6	0.10C	4
ESSSVB4040022S	4	8	50	6	0.20R	4
ESSSVB4040032S	4	8	50	6	0.30R	4
ESSSVB4040052S	4	8	50	6	0.50R	4
ESSSVB4060000S	6	13	50	6	-	4
ESSSVB4060011S	6	13	50	6	0.15C	4
ESSSVB4060022S	6	12	50	6	0.20R	4
ESSSVB4060052S	6	12	50	6	0.50R	4
ESSSVB4080000S	8	20	60	8	-	4
ESSSVB4080011S	8	20	60	8	0.15C	4
ESSSVB4080022S	8	16	60	8	0.20R	4
ESSSVB4080052S	8	16	60	8	0.50R	4
ESSSVB4100000S	10	25	75	10	-	4
ESSSVB4100021S	10	25	75	10	0.20C	4
ESSSVB4100032S	10	20	75	10	0.30R	4
ESSSVB4100052S	10	20	75	10	0.50R	4
ESSSVB4120000S	12	30	75	12	-	4
ESSSVB4120021S	12	30	75	12	0.20C	4
ESSSVB4120032S	12	24	75	12	0.30R	4
ESSSVB4120052S	12	24	75	12	0.50R	4
ESSSVB4120102S	12	24	75	12	1.00R	4
ESSSVB4120302S	12	24	75	12	3.00R	4
ESSSVB4160000S	16	35	100	16	-	4
ESSSVB4160031S	16	35	100	16	0.32C	4
ESSSVB4160102S	16	32	100	16	1.00R	4
ESSSVB4160302S	16	32	100	16	3.00R	4
ESSSVB4180000S	18	45	100	20	-	4
ESSSVB4200000S	20	45	100	20	-	4



d Tolerance	
d ≤ 6	0 ~ -0.02
6 < d ≤ 12	0 ~ -0.03
d > 12	0 ~ -0.04

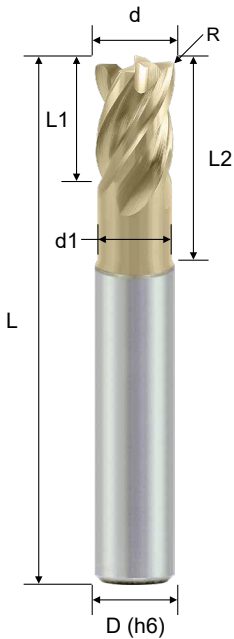
Cutting conditions : Page B266

V53XB - Square · Variable Helix · Necked · 4F

不等螺旋平銑刀 · 帶頸型 · 4 刃

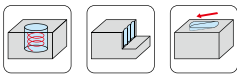
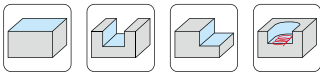
- Unequal flute spacing and variable helix design.
- High removal rate for P, M, K and S materials.
- Helix angle 35° ~ 38° for general purpose milling.
- Necked design is able to increase feed rate.
- SNAX smooth coating (Al, Ti, Si, Cr, N) provides a superior wear resistance and extend tool life.

ESSUVB



Order No. 訂購編碼	Dia. (d)	CL (L1)	EFF-L (L2)	Neck Dia. (d1)	OAL (L)	Shank (D)	R	Flutes (Z)
ESSUVB4080052S	8	12	20	7.52	60	8	0.50R	4
ESSUVB4080102S	8	12	20	7.52	60	8	1.00R	4
ESSUVB4100052S	10	15	25	9.4	75	10	0.50R	4
ESSUVB4100102S	10	15	25	9.4	75	10	1.00R	4
ESSUVB4100152S	10	15	25	9.4	75	10	1.50R	4
ESSUVB4120102S	12	18	30	11.28	75	12	1.00R	4
ESSUVB4120202S	12	18	30	11.28	75	12	2.00R	4

Solid Carbide Endmills



Cutting conditions : Page B267

d Tolerance	
d ≤ 6	0 ~ -0.02
6 < d ≤ 12	0 ~ -0.03
d > 12	0 ~ -0.04

A100 Series




- For aluminum, copper, plastic.
- High speed cutting.
- Excellent chip evacuation design.
- NDLC coating is available.

- 適用鋁，銅及塑料
- 高速加工
- 深溝槽易排屑設計
- 彩鑽塗層可供選擇

→ Page B175

A200 Series




- For graphite.
- General cutting.
- Provide thick Diamond coating.
- Provide NDLC coating.

- 適用於石墨
- 一般泛用加工
- 提供高耐磨的鑽石塗層
- 提供較經濟的彩鑽塗層

→ Page B193

A300 Series




- For CFRP & GFRP composite material.
- ECSSF for finish machining.
- ECSSR for rough machining.
- Provide Diamond or NDLC coating.

- 適用於 CFRP & GFRP 複合材料
- ECSSF 適合精加工
- ECSSR 適合粗加工
- 提供鑽石或彩鑽塗層

→ Page B199

A400 Series



- For wood, plywood, MDF, plastic and ACP.
- Up and down cut design counteracts cutting forces.
- Avoid burrs, tears and delamination.
- NDLC coating is available.

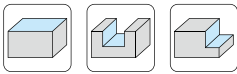
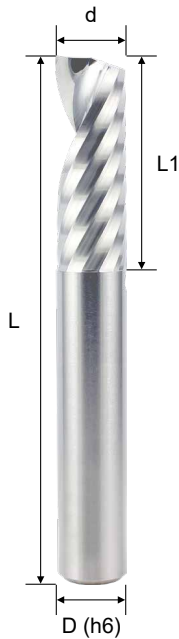
- 適用於木材，膠合板，中密度纖維板，塑料及鋁塑板
- 上下切削刃設計抵消切削力
- 避免產生毛刺、撕裂和分層
- 彩鑽塗層可供選擇

→ Page B200-1

A100 - Square · Standard · 1F 平銑刀 · 標準型 · 1 刃

- 30° helix design for general milling.
- Single flute endmill has large chip evacuation.
- Sharp and polishing cutting edge produces an excellent surface finish.
- Suitable for aluminum, copper and plastic material.

ENSSC



Order No. 訂購編碼	Dia. (d)	CL (L1)	OAL (L)	Shank (D)	Flutes (Z)
ENSSC141000	1	3	50	4	1
ENSSC142000	2	6	50	4	1
ENSSC143000	3	9	50	4	1
ENSSC144000	4	12	50	4	1
ENSSC104000	4	12	50	6	1
ENSSC105000	5	13	50	6	1
ENSSC106000	6	15	50	6	1
ENSSC108000	8	20	60	8	1
ENSSC110000	10	30	75	10	1
ENSSC112000	12	30	75	12	1

Solid Carbide Endmills

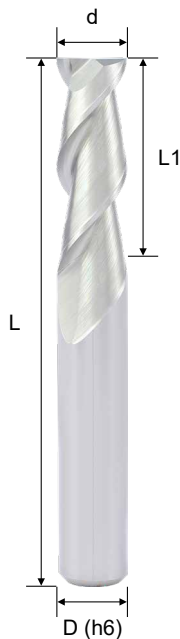
Cutting conditions : Page B267

d Tolerance	
d ≤ 10	0 ~ -0.03
d > 10	0 ~ -0.04

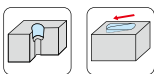
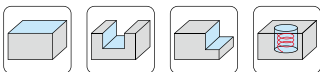
A100 - Square · Standard · 2F 平銑刀 · 標準型 · 2 刃

- Suitable for cutting non-ferrous metals, Aluminum, Aluminum Alloy, Copper (HRC < 20).
- High Helix offers excellent and stable finished surfaces in high speed.
- Great chip evacuation and flute polishing increase cutting surface and feed rate.

ENSSS



Order No. 訂購編碼	Dia. (d)	CL (L1)	OAL (L)	Shank (D)	Flutes (Z)
ENSSS241000	1	3	50	4	2
ENSSS242000	2	6	50	4	2
ENSSS233000	3	9	50	3	2
ENSSS243000	3	9	50	4	2
ENSSS244000	4	12	50	4	2
ENSSS204000	4	12	50	6	2
ENSSS205000	5	15	50	6	2
ENSSS206000	6	15	50	6	2
ENSSS208000	8	20	60	8	2
ENSSS210000	10	30	75	10	2
ENSSS212000	12	30	75	12	2
ENSSS216000	16	40	100	16	2
ENSSS220000	20	45	100	20	2



d Tolerance	
d ≤ 6	0 ~ -0.02
6 < d ≤ 12	0 ~ -0.03
d > 12	0 ~ -0.04

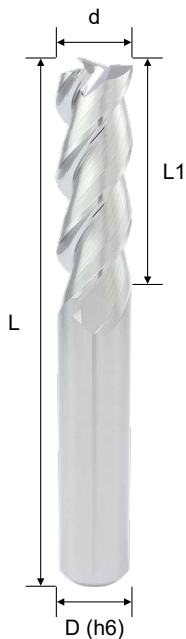
Cutting conditions : Page B268

A100 - Square · Standard · 3F

平銑刀 · 標準型 · 3 刃

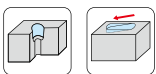
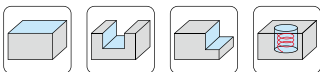
- Suitable for cutting non-ferrous metals, Aluminum, Aluminum Alloy, Copper (HRC < 20)
- High Helix offers excellent and stable finished surfaces in high speed.
- Great chip evacuation and flute polishing get good cutting surface and high feed rate.

ENSSS



Order No. 訂購編碼	Dia. (d)	CL (L1)	OAL (L)	Shank (D)	Flutes (Z)
ENSSS342000	2	6	50	4	3
ENSSS333000	3	9	50	3	3
ENSSS343000	3	9	50	4	3
ENSSS344000	4	12	50	4	3
ENSSS304000	4	12	50	6	3
ENSSS305000	5	15	50	6	3
ENSSS306000	6	15	50	6	3
ENSSS308000	8	20	60	8	3
ENSSS310000	10	30	75	10	3
ENSSS312000	12	30	75	12	3
ENSSS316000	16	40	100	16	3
ENSSS320000	20	45	100	20	3

Solid Carbide Endmills




Cutting conditions : Page B268

d Tolerance	
d ≤ 6	0 ~ -0.02
6 < d ≤ 12	0 ~ -0.03
d > 12	0 ~ -0.04

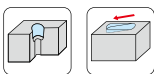
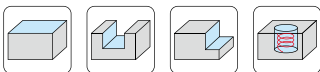
A100 - Square · Long Flute · 3F 平銑刀 · 長刃型 · 3刃

- Suitable for cutting non-ferrous metals, Aluminum, Aluminum Alloy, Copper (HRC < 20)
- High Helix offers excellent and stable finished surfaces in high speed.
- Great chip evacuation and flute polishing get good cutting surface and high feed rate.

ENSCS



Order No. 訂購編碼	Dia. (d)	CL (L1)	OAL (L)	Shank (D)	Flutes (Z)
ENSCS303000	3	15	60	6	3
ENSCS304000	4	20	60	6	3
ENSCS305000	5	25	60	6	3
ENSCS306000	6	30	75	6	3
ENSCS308000	8	45	100	8	3
ENSCS310000	10	55	100	10	3
ENSCS312000	12	55	100	12	3
ENSCS316000	16	75	150	16	3
ENSCS320000	20	90	150	20	3



d Tolerance	
d ≤ 6	0 ~ -0.03
6 < d ≤ 12	0 ~ -0.04
d > 12	0 ~ -0.05

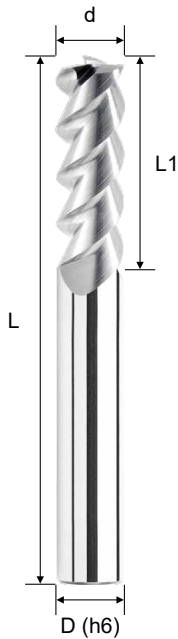
Cutting conditions : Page B268

A100 - Square · High Helix · 3F

平銑刀 · 高導型 · 3 刃

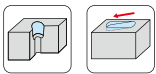
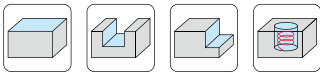
- Suitable for cutting non-ferrous metals, Aluminum, Aluminum Alloy, Copper (HRC < 20).
- 55° degree Helix offers excellent and stable finished surfaces in high speed side milling.
- Flute polishing gives a very good cutting surface and high feed rate.

ENSSH



Order No. 訂購編碼	Dia. (d)	CL (L1)	OAL (L)	Shank (D)	Flutes (Z)
ENSSH304000	4	12	50	6	3
ENSSH305000	5	15	50	6	3
ENSSH306000	6	15	50	6	3
ENSSH308000	8	20	60	8	3
ENSSH310000	10	30	75	10	3
ENSSH312000	12	30	75	12	3
ENSSH316000	16	40	100	16	3

Solid Carbide Endmills



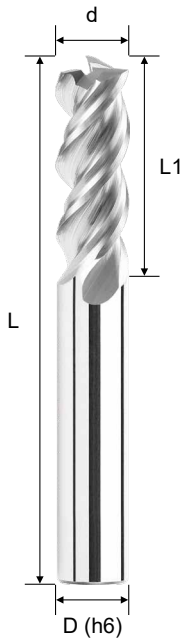
Cutting conditions : Page B268

d Tolerance	
d ≤ 6	0 ~ -0.02
6 < d ≤ 12	0 ~ -0.03
d > 12	0 ~ -0.04

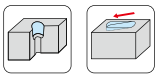
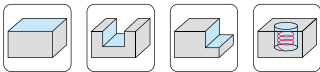
A100 - Square · High Performance(for side milling) · 3F 平銑刀 · 高導型 · 3 刃

- Suitable for cutting non-ferrous metals, Aluminum, Aluminum Alloy, Copper (HRC < 20).
- U-flute design with high chips volume space and easy to remove chips.
- Excellent for high feed rough milling.
- Also suitable for surface finish in high speed milling.

ENSSB



Order No. 訂購編碼	Dia. (d)	CL (L1)	OAL (L)	Shank (D)	Flutes (Z)
ENSSB343000	3	9	50	4	3
ENSSB344000	4	12	50	4	3
ENSSB304000	4	12	50	6	3
ENSSB305000	5	13	50	6	3
ENSSB306000	6	15	50	6	3
ENSSB308000	8	20	60	8	3
ENSSB310000	10	30	75	10	3
ENSSB312000	12	30	75	12	3
ENSSB316000	16	40	100	16	3
ENSSB320000	20	45	100	20	3



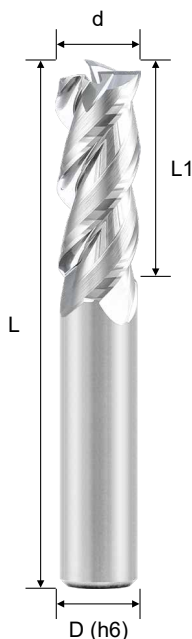
d Tolerance	
d ≤ 6	0 ~ -0.02
6 < d ≤ 12	0 ~ -0.03
d > 12	0 ~ -0.04

Cutting conditions : Page B268

A100 - Square · AL Finishing · 3F 平銑刀 · AL 高光鏡面型 · 3 刃

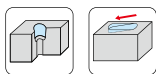
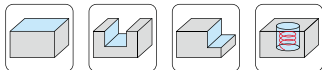
- Mirror-like flute surface design.
- For finishing cutting of aluminum alloys.
- Medium to high speed cutting.

ENSSF



Order No. 訂購編碼	Dia. (d)	CL (L1)	OAL (L)	Shank (D)	Flutes (Z)
ENSSF301000	1	3	50	6	3
ENSSF302000	2	6	50	6	3
ENSSF303000	3	11	60	6	3
ENSSF304000	4	13	60	6	3
ENSSF305000	5	17	60	6	3
ENSSF306000	6	17	60	6	3
ENSSF308000	8	22	75	8	3
ENSSF310000	10	27	75	10	3
ENSSF312000	12	32	75	12	3

Solid Carbide Endmills



d Tolerance	
d ≤ 6	0 ~ -0.02
6 < d ≤ 12	0 ~ -0.03
d > 12	0 ~ -0.04

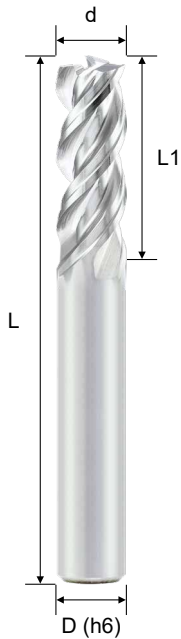
Cutting conditions : Page B268

A100 - Square · AL-U Finishing · 3F

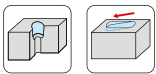
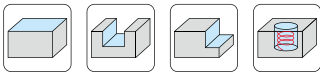
平銑刀 · AL-U 高光鏡面型 · 3 刃

- U-flute and Mirror-like flute surface design.
- For medium to finishing cutting of aluminum alloys.
- High speed cutting.
- Is better for Aluminum alloy with Si ≥ 8%.

ENSSP



Order No. 訂購編碼	Dia. (d)	CL (L1)	OAL (L)	Shank (D)	Flutes (Z)
ENSSP303000	3	9	50	6	3
ENSSP304000	4	12	50	6	3
ENSSP305000	5	15	50	6	3
ENSSP306000	6	15	50	6	3
ENSSP307000	7	18	60	8	3
ENSSP308000	8	20	60	8	3
ENSSP309000	9	23	75	10	3
ENSSP310000	10	30	75	10	3
ENSSP312000	12	30	75	12	3
ENSSP316000	16	40	100	16	3
ENSSP318000	18	40	100	20	3
ENSSP320000	20	45	100	20	3
ENSSP325000	25	45	100	25	3



d Tolerance	
d ≤ 6	0 ~ -0.02
6 < d ≤ 12	0 ~ -0.03
d > 12	0 ~ -0.04

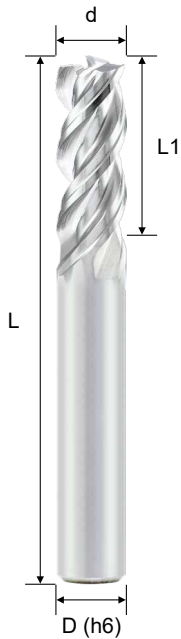
Cutting conditions : Page B269

A100 - Square · Unequal Spacing · Standard · 3F

不等分割平銑刀 · 標準型 · 3 刃

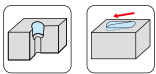
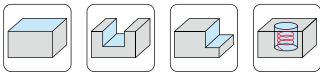
- Unequal flute spacing, good for high performance machining.
- No chattering surface due to anti-vibration design.
- Polished and U flute designs provide excellent chip evacuation.
- Good for semi-finishing and roughing of aluminum parts(5052/6061/7075).

ENSSV



Order No. 訂購編碼	Dia. (d)	CL (L1)	OAL (L)	Shank (D)	Flutes (Z)
ENSSV303000	3	9	50	6	3
ENSSV304000	4	12	50	6	3
ENSSV305000	5	15	50	6	3
ENSSV306000	6	18	50	6	3
ENSSV308000	8	24	60	8	3
ENSSV310000	10	30	75	10	3
ENSSV312000	12	35	75	12	3
ENSSV316000	16	40	100	16	3

INCH Size					
ENS2V30120500	1/8	1/2	2	1/8	3
ENS2V30250300	1/4	3/8	2	1/4	3
ENS2V30310500	5/16	1/2	2	5/16	3
ENS2V30370600	3/8	5/8	3	3/8	3
ENS3V30371000	3/8	1	3	3/8	3
ENS2V30501000	1/2	1	3	1/2	3
ENS3V30621600	5/8	1 5/8	3 1/2	5/8	3



d Tolerance	
d ≤ 6	0 ~ -0.02
6 < d ≤ 12	0 ~ -0.03
d > 12	0 ~ -0.04

Cutting conditions : Page B269

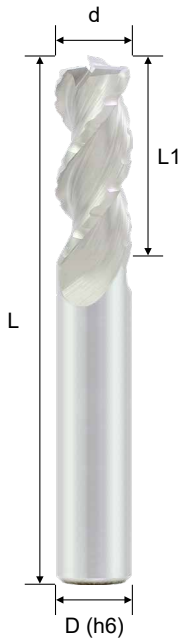
Solid Carbide Endmills

A100 - Square · Roughing · 3F

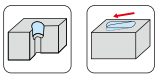
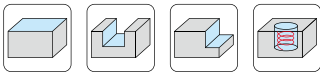
平銑刀 · 粗銑型 · 3 刃

- Suitable for cutting non-ferrous metals, Aluminum, Aluminum Alloy, Copper (HRC < 20)
- Suitable for rough and high remove rate cutting environment.
- Chamfering design provides a stronger cutting edge.
- Middle coarse pitch provides hi performance and avoids tip fracture.

ENSSR



Order No. 訂購編碼	Dia. (d)	CL (L1)	OAL (L)	Shank (D)	Flutes (Z)
ENSSR306000	6	15	50	6	3
ENSSR308000	8	20	60	8	3
ENSSR310000	10	25	75	10	3
ENSSR312000	12	30	75	12	3
ENSSR316000	16	40	100	16	3
ENSSR320000	20	45	100	20	3



d Tolerance	
d ≤ 6	0 ~ -0.02
6 < d ≤ 12	0 ~ -0.03
d > 12	0 ~ -0.04

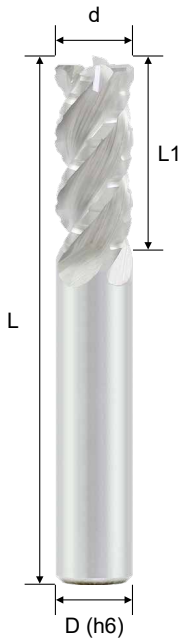


A100 - Square · Roughing · 4F

平銑刀 · 粗銑型 · 4刃

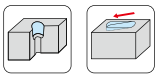
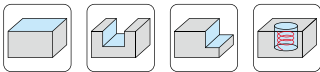
- Suitable for cutting non-ferrous metals, Aluminum, Aluminum Alloy, Copper (HRC < 20)
- Suitable for rough and high remove rate cutting environment.
- Chamfering design provides a stronger cutting edge.
- Middle coarse pitch provides hi performance and avoids tip fracture.

ENSSR



Order No. 訂購編碼	Dia. (d)	CL (L1)	OAL (L)	Shank (D)	Flutes (Z)
ENSSR406000	6	15	50	6	4
ENSSR408000	8	20	60	8	4
ENSSR410000	10	25	75	10	4
ENSSR412000	12	30	75	12	4
ENSSR416000	16	40	100	16	4
ENSSR420000	20	45	100	20	4

Solid Carbide Endmills

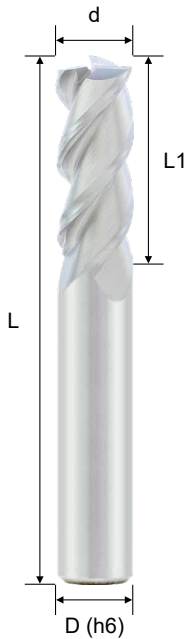


d Tolerance	
d ≤ 6	0 ~ -0.02
6 < d ≤ 12	0 ~ -0.03
d > 12	0 ~ -0.04

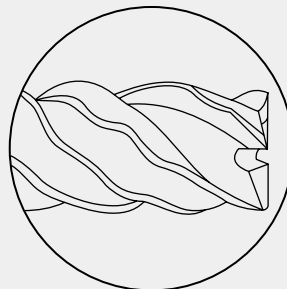
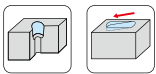
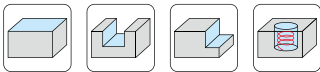
A100 - Square · Wave Edge · 3F 平銑刀 · 波浪型 · 3 刃

- Suitable for cutting non-ferrous metals, Aluminum, Aluminum Alloy, Copper (HRC < 20)
- Incredible toughness and vibration reduction at high speeds.
- Wave type increases the performance.

ENSSW



Order No. 訂購編碼	Dia. (d)	CL (L1)	OAL (L)	Shank (D)	Flutes (Z)
ENSSW306000	6	15	50	6	3
ENSSW308000	8	20	60	8	3
ENSSW310000	10	30	75	10	3
ENSSW312000	12	30	75	12	3



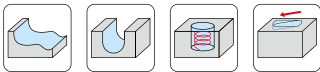
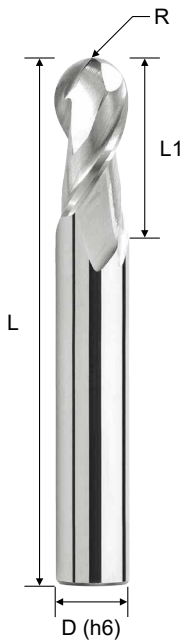
d Tolerance	
d ≤ 6	0 ~ -0.02
6 < d ≤ 12	0 ~ -0.03
d > 12	0 ~ -0.04

A100 - Ball Nose · Standard · 2F

球型銑刀 · 標準型 · 2 刃

- Suitable for cutting non-ferrous metals, Aluminum, Aluminum Alloy, Copper (HRC < 20).
- Great chip evacuation.
- Due to polish surface grinding of cutting it provides an excellent surface.
- New tool geometry increases wear resistance and cutting force is decreased.

ENBSA



Order No. 訂購編碼	Radius (R)	Dia. (d)	CL (L1)	OAL (L)	Shank (D)	Flutes (Z)
ENBSA241000	0.5R	1	2	50	4	2
ENBSA242000	1.0R	2	4	50	4	2
ENBSA243000	1.5R	3	6	50	4	2
ENBSA244000	2.0R	4	8	50	4	2
ENBSA204000	2.0R	4	8	50	6	2
ENBSA205000	2.5R	5	10	50	6	2
ENBSA206000	3.0R	6	12	50	6	2
ENBSA208000	4.0R	8	16	60	8	2
ENBSA210000	5.0R	10	20	75	10	2
ENBSA212000	6.0R	12	24	75	12	2
ENBSA216000	8.0R	16	32	100	16	2

Solid Carbide Endmills

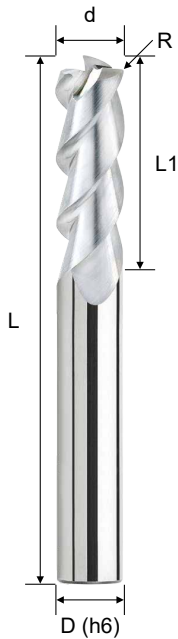
Cutting conditions : Page B270

R Tolerance	
R ≤ 3	±0.015
R > 3	±0.020

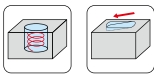
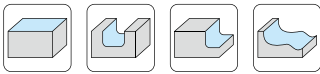
A100 - Corner Radius · Standard · 3F 圓鼻銑刀 · 標準型 · 3 刃

- Suitable for cutting non-ferrous metals, Aluminum, Aluminum Alloy, Copper (HRC < 20)
- High Helix offers excellent and stable finished surfaces in high speed.
- Great chip evacuation and flute polishing get good cutting surface and high feed rate.

ENCSS



Order No. 訂購編碼	Dia. (d)	Corner Radius (R)	CL (L1)	OAL (L)	Shank (D)	Flutes (Z)
ENCSS343005	3	0.5R	9	50	4	3
ENCSS344005	4	0.5R	12	50	4	3
ENCSS306005	6	0.5R	15	50	6	3
ENCSS308005	8	0.5R	20	60	8	3
ENCSS308010	8	1.0R	20	60	8	3
ENCSS310005	10	0.5R	30	75	10	3
ENCSS310010	10	1.0R	30	75	10	3
ENCSS312010	12	1.0R	30	75	12	3
ENCSS312015	12	1.5R	30	75	12	3
ENCSS316010	16	1.0R	40	100	16	3
ENCSS316020	16	2.0R	40	100	16	3



d Tolerance	
d ≤ 6	0 ~ -0.02
6 < d ≤ 12	0 ~ -0.03
d > 12	0 ~ -0.04

R Tolerance	
R < 2	±0.015
R ≥ 2	±0.020

Cutting conditions : Page B268

A100 - Square · Standard · 4F (for CU & AL) 平銑刀 · 標準型 · 4 刃

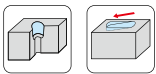
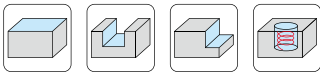
- Suitable for copper alloy, copper electrodes, aluminum processing special.
- Sharp cutting edge and flute polished.
- Multiple processing efficiency, coefficient of friction <math><0.1\mu\text{m}</math>.
- Large positive rake angle and deep flute design, improves cutting efficiency.
- NDLC - Nano DLC coating provides exceptional wear resistance and good tool life.

ENSSC



Order No. 訂購編碼	Dia. (d)	CL (L1)	OAL (L)	Shank (D)	Flutes (Z)
ENSSC405000L	5	13	50	6	4
ENSSC406000L	6	15	50	6	4
ENSSC408000L	8	20	60	8	4
ENSSC410000L	10	25	75	10	4
ENSSC412000L	12	30	75	12	4

Solid Carbide Endmills



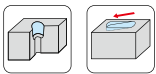
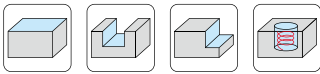
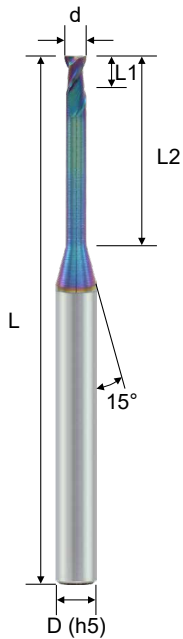
d Tolerance	
d ≤ 6	0 ~ -0.02
6 < d ≤ 12	0 ~ -0.03
d > 12	0 ~ -0.04

A100 - Long Neck · Square · 2F (for CU & AL)

長頸型 · 平銑刀 · 2刃

- Suitable for copper alloy, copper electrodes, aluminum processing special.
- Sharp cutting edge and flute polished.
- Available in various cut lengths.
- Suitable for deep cutting application.
- NDLC - Nano DLC coating provides exceptional wear resistance and good tool life.

ENSRC



Order No. 訂購編碼	Dia. (d)	CL (L1)	EFF-L (L2)	OAL (L)	Shank (D)	Flutes (Z)
ENSRC240501L	0.5	1	1.5	50	4	2
ENSRC240502L	0.5	1	2	50	4	2
ENSRC240503L	0.5	1	3	50	4	2
ENSRC240504L	0.5	1	4	50	4	2
ENSRC240506L	0.5	1	6	50	4	2
ENSRC241003L	1	2	3	50	4	2
ENSRC241004L	1	2	4	50	4	2
ENSRC241005L	1	2	5	50	4	2
ENSRC241006L	1	2	6	50	4	2
ENSRC241008L	1	2	8	50	4	2
ENSRC241010L	1	2	10	50	4	2
ENSRC241012L	1	2	12	50	4	2
ENSRC242006L	2	4	6	50	4	2
ENSRC242008L	2	4	8	50	4	2
ENSRC242010L	2	4	10	50	4	2
ENSRC242012L	2	4	12	50	4	2
ENSRC242014L	2	4	14	50	4	2
ENSRC242016L	2	4	16	50	4	2
ENSRC242020L	2	4	20	50	4	2
ENSRC243010L	3	6	10	50	4	2
ENSRC243016L	3	6	16	50	4	2
ENSRC243020L	3	6	20	50	4	2
ENSRC244016L	4	8	16	50	4	2
ENSRC244020L	4	8	20	50	4	2

Cutting conditions : Page B271

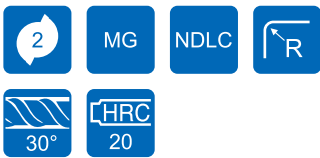
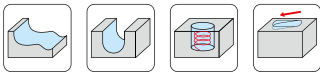
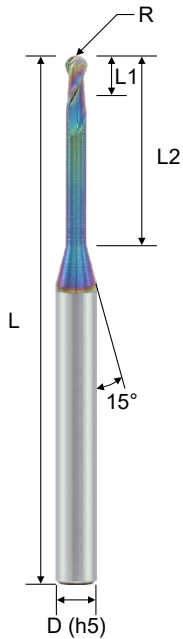
d Tolerance	
d	0 ~ -0.015

A100 - Long Neck · Ball Nose · 2F (for CU & AL)

長頸型 · 球型銑刀 · 2 刃

- Suitable for copper alloy, copper electrodes, aluminum processing special.
- Sharp cutting edge and flute polished.
- It provides an excellent surface due to better surface grindings.
- Long neck design is suitable for rid cutting.
- NDLC - Nano DLC coating provides exceptional wear resistance and good tool life.

ENBRC



Order No. 訂購編碼	Radius (R)	Dia. (d)	CL (L1)	EFF-L (L2)	OAL (L)	Shank (D)	Flutes (Z)
ENBRC240502L	0.25R	0.5	0.35	2	50	4	2
ENBRC240503L	0.25R	0.5	0.35	3	50	4	2
ENBRC240504L	0.25R	0.5	0.35	4	50	4	2
ENBRC240505L	0.25R	0.5	0.35	5	50	4	2
ENBRC241003L	0.5R	1	0.75	3	50	4	2
ENBRC241004L	0.5R	1	0.75	4	50	4	2
ENBRC241005L	0.5R	1	0.75	5	50	4	2
ENBRC241006L	0.5R	1	0.75	6	50	4	2
ENBRC241008L	0.5R	1	0.75	8	50	4	2
ENBRC241010L	0.5R	1	0.75	10	50	4	2
ENBRC241012L	0.5R	1	0.75	12	50	4	2
ENBRC242004L	1.0R	2	1.5	4	50	4	2
ENBRC242006L	1.0R	2	1.5	6	50	4	2
ENBRC242008L	1.0R	2	1.5	8	50	4	2
ENBRC242010L	1.0R	2	1.5	10	50	4	2
ENBRC242012L	1.0R	2	1.5	12	50	4	2
ENBRC242016L	1.0R	2	1.5	16	50	4	2
ENBRC242020L	1.0R	2	1.5	20	50	4	2
ENBRC243008L	1.5R	3	2.5	8	50	4	2
ENBRC243010L	1.5R	3	2.5	10	50	4	2
ENBRC243016L	1.5R	3	2.5	16	50	4	2
ENBRC243020L	1.5R	3	2.5	20	50	4	2
ENBRC244012L	2.0R	4	3	12	50	4	2
ENBRC244016L	2.0R	4	3	16	50	4	2
ENBRC244020L	2.0R	4	3	20	50	4	2

Solid Carbide Endmills

Cutting conditions : Page B272

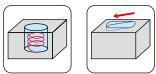
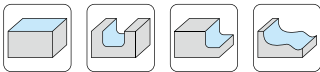
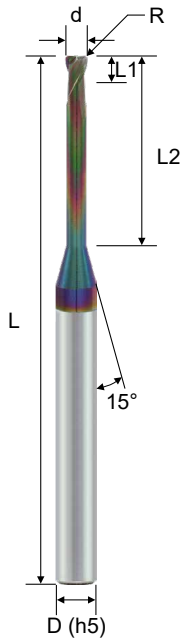
R Tolerance	
R	±0.01

A100 - Long Neck · Corner Radius · 2F (for CU & AL)

長頸型 · 圓鼻銑刀 · 2刃

- Suitable for copper alloy, copper electrodes, aluminum processing special.
- Sharp cutting edge and flute polished.
- Available in various cut lengths.
- Corner radius with long neck are suitable for deep general cutting and 3D milling.
- NDLC - Nano DLC coating provides exceptional wear resistance and good tool life.

ENCRC



d Tolerance	
d	0 ~ -0.015

R Tolerance	
R	±0.0015

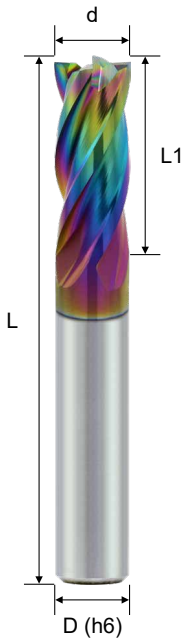
Order No. 訂購編碼	Dia. (d)	Corner Radius (R)	CL (L1)	EFF-L (L2)	OAL (L)	Shank (D)	Flutes (Z)
ENCRC24050102L	0.5	0.1R	1	2	50	4	2
ENCRC24050103L	0.5	0.1R	1	3	50	4	2
ENCRC24050104L	0.5	0.1R	1	4	50	4	2
ENCRC24050105L	0.5	0.1R	1	5	50	4	2
ENCRC24100103L	1	0.1R	2	3	50	4	2
ENCRC24100104L	1	0.1R	2	4	50	4	2
ENCRC24100105L	1	0.1R	2	5	50	4	2
ENCRC24100106L	1	0.1R	2	6	50	4	2
ENCRC24100108L	1	0.1R	2	8	50	4	2
ENCRC24100110L	1	0.1R	2	10	50	4	2
ENCRC24100203L	1	0.2R	2	3	50	4	2
ENCRC24100204L	1	0.2R	2	4	50	4	2
ENCRC24100205L	1	0.2R	2	5	50	4	2
ENCRC24100206L	1	0.2R	2	6	50	4	2
ENCRC24100208L	1	0.2R	2	8	50	4	2
ENCRC24100210L	1	0.2R	2	10	50	4	2
ENCRC24200105L	2	0.1R	4	5	50	4	2
ENCRC24200108L	2	0.1R	4	8	50	4	2
ENCRC24200110L	2	0.1R	4	10	50	4	2
ENCRC24200115L	2	0.1R	4	15	50	4	2
ENCRC24200120L	2	0.1R	4	20	50	4	2
ENCRC24200305L	2	0.3R	4	5	50	4	2
ENCRC24200308L	2	0.3R	4	8	50	4	2
ENCRC24200310L	2	0.3R	4	10	50	4	2
ENCRC24200315L	2	0.3R	4	15	50	4	2
ENCRC24200320L	2	0.3R	4	20	50	4	2
ENCRC24300212L	3	0.2R	6	12	50	4	2
ENCRC24300215L	3	0.2R	6	15	50	4	2
ENCRC24300220L	3	0.2R	6	20	50	4	2
ENCRC24300512L	3	0.5R	6	12	50	4	2
ENCRC24300515L	3	0.5R	6	15	50	4	2
ENCRC24300520L	3	0.5R	6	20	50	4	2
ENCRC24400216L	4	0.2R	8	16	50	4	2
ENCRC24400220L	4	0.2R	8	20	50	4	2
ENCRC24400516L	4	0.5R	8	16	50	4	2
ENCRC24400520L	4	0.5R	8	20	50	4	2

Cutting conditions : Page B273

A200 - Square · Standard · 4F 平銑刀 · 標準型 · 4刃

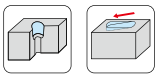
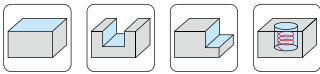
- Suitable for Graphite.
- Strong geometry design has excellent cutting ability of cutting edges.
- High precision cutting for side milling.
- NDLC - Nano DLC coating provides exceptional wear resistance and good tool life.
- DIA - Diamond coating provides exceptional wear resistance and good tool life.

EGSSC



Order No. 訂購編碼	Dia. (d)	CL (L1)	OAL (L)	Shank (D)	Flutes (Z)
EGSSC443000L	3	8	50	4	4
EGSSC444000L	4	10	50	4	4
EGSSC404000L	4	10	50	6	4
EGSSC405000L	5	13	50	6	4
EGSSC406000L	6	15	50	6	4
EGSSC408000L	8	20	60	8	4
EGSSC410000L	10	25	75	10	4
EGSSC412000L	12	30	75	12	4

Solid Carbide Endmills



d Tolerance	
d ≤ 6	0 ~ -0.02
6 < d ≤ 12	0 ~ -0.03
d > 12	0 ~ -0.04

* NDLC Nano DLC coating DIA Diamond Coating

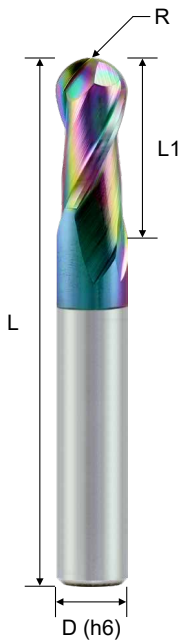
Cutting conditions : Page B274

A200 - Ball Nose · Standard · 2F

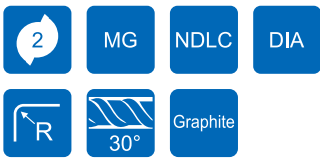
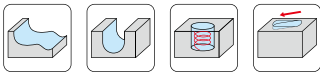
球型銑刀 · 標準型 · 2 刃

- Suitable for Graphite.
- New tool geometry increases wear resistance and cutting force is decreased.
- Suitable for high speed profile surface milling.
- NDLC - Nano DLC coating provides exceptional wear resistance and good tool life.
- DIA - Diamond coating provides exceptional wear resistance and good tool life.

EGBSC



Order No. 訂購編碼	Radius (R)	Dia. (d)	CL (L1)	OAL (L)	Shank (D)	Flutes (Z)
EGBSC240200L	0.10R	0.2	0.4	50	4	2
EGBSC240300L	0.15R	0.3	0.6	50	4	2
EGBSC240400L	0.20R	0.4	0.8	50	4	2
EGBSC240500L	0.25R	0.5	1.0	50	4	2
EGBSC240600L	0.30R	0.6	1.2	50	4	2
EGBSC240700L	0.35R	0.7	1.4	50	4	2
EGBSC240800L	0.40R	0.8	1.6	50	4	2
EGBSC240900L	0.45R	0.9	1.8	50	4	2
EGBSC241000L	0.50R	1.0	2.0	50	4	2
EGBSC241500L	0.75R	1.5	3.0	50	4	2
EGBSC242000L	1.00R	2.0	4.0	50	4	2
EGBSC243000L	1.50R	3.0	6.0	50	4	2
EGBSC244000L	2.00R	4.0	8.0	50	4	2
EGBSC204000L	2.00R	4.0	8.0	50	6	2
EGBSC205000L	2.50R	5.0	10.0	50	6	2
EGBSC206000L	3.00R	6.0	12.0	50	6	2
EGBSC208000L	4.00R	8.0	16.0	60	8	2
EGBSC210000L	5.00R	10.0	20.0	75	10	2
EGBSC212000L	6.00R	12.0	24.0	75	12	2



R Tolerance	
R ≤ 3	±0.015
R > 3	±0.020



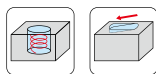
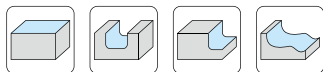
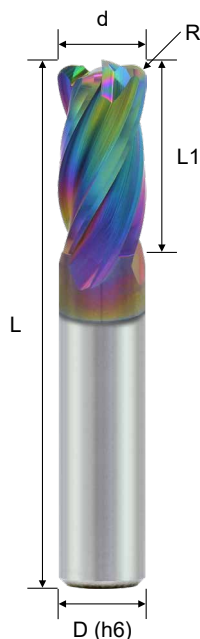
Cutting conditions : Page B274

* NDLC Nano DLC coating DIA Diamond Coating

A200 - Corner Radius · Standard · 4F 圓鼻銑刀 · 標準型 · 4 刃

- Suitable for Graphite.
- Corner radius with multiple design increases the finish milling surface.
- NDLC - Nano DLC coating provides exceptional wear resistance and good tool life.
- DIA - Diamond coating provides exceptional wear resistance and good tool life.

EGCSC



Order No. 訂購編碼	Dia. (d)	Corner Radius (R)	CL (L1)	OAL (L)	Shank (D)	Flutes (Z)
EGCSC443003L	3	0.3R	6	50	4	4
EGCSC443005L	3	0.5R	6	50	4	4
EGCSC443010L	3	1.0R	6	50	4	4
EGCSC403003L	3	0.3R	6	50	6	4
EGCSC403005L	3	0.5R	6	50	6	4
EGCSC403010L	3	1.0R	6	50	6	4
EGCSC444003L	4	0.3R	8	50	4	4
EGCSC444005L	4	0.5R	8	50	4	4
EGCSC444010L	4	1.0R	8	50	4	4
EGCSC404003L	4	0.3R	8	50	6	4
EGCSC404005L	4	0.5R	8	50	6	4
EGCSC404010L	4	1.0R	8	50	6	4
EGCSC405005L	5	0.5R	10	50	6	4
EGCSC405010L	5	1.0R	10	50	6	4
EGCSC406003L	6	0.3R	12	50	6	4
EGCSC406005L	6	0.5R	12	50	6	4
EGCSC406010L	6	1.0R	12	50	6	4
EGCSC408005L	8	0.5R	16	60	8	4
EGCSC408010L	8	1.0R	16	60	8	4
EGCSC408015L	8	1.5R	16	60	8	4
EGCSC410005L	10	0.5R	20	75	10	4
EGCSC410010L	10	1.0R	20	75	10	4
EGCSC410015L	10	1.5R	20	75	10	4
EGCSC410020L	10	2.0R	20	75	10	4
EGCSC412005L	12	0.5R	24	75	12	4
EGCSC412010L	12	1.0R	24	75	12	4
EGCSC412015L	12	1.5R	24	75	12	4
EGCSC412020L	12	2.0R	24	75	12	4
EGCSC412030L	12	3.0R	24	75	12	4

Solid Carbide Endmills

Cutting conditions : Page B274

d Tolerance	
d ≤ 6	0 ~ -0.02
6 < d ≤ 12	0 ~ -0.03
d > 12	0 ~ -0.04

R Tolerance	
R < 2	±0.015
R ≥ 2	±0.020

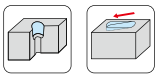
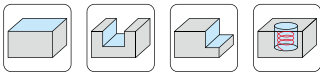
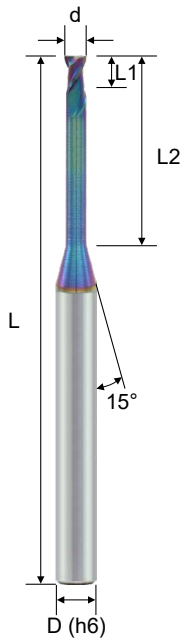
* NDLC Nano DLC coating DIA Diamond Coating

A200 - Long Neck · Square · 2F

長頸型 · 平銑刀 · 2刃

- Suitable for Graphite.
- Available in various effective length.
- Suitable for deep cutting application.
- NDLC - Nano DLC coating provides exceptional wear resistance and good tool life.
- DIA - Diamond coating provides exceptional wear resistance and good tool life.

EGSRC



Order No. 訂購編碼	Dia. (d)	CL (L1)	EFF-L (L2)	OAL (L)	Shank (D)	Flutes (Z)
EGSRC240504L	0.5	0.6	4	50	4	2
EGSRC240506L	0.5	0.6	6	50	4	2
EGSRC240508L	0.5	0.6	8	50	4	2
EGSRC241006L	1.0	1.2	6	50	4	2
EGSRC241008L	1.0	1.2	8	50	4	2
EGSRC241012L	1.0	1.2	12	50	4	2
EGSRC241016L	1.0	1.2	16	50	4	2
EGSRC241020L	1.0	1.2	20	50	4	2
EGSRC241508L	1.5	1.8	8	50	4	2
EGSRC241512L	1.5	1.8	12	50	4	2
EGSRC241516L	1.5	1.8	16	50	4	2
EGSRC241520L	1.5	1.8	20	50	4	2
EGSRC242010L	2.0	2.5	10	50	4	2
EGSRC242016L	2.0	2.5	16	50	4	2
EGSRC242020L	2.0	2.5	20	50	4	2
EGSRC242025L	2.0	2.5	25	60	4	2
EGSRC203012L	3.0	3.5	12	50	6	2
EGSRC203020L	3.0	3.5	20	60	6	2
EGSRC203025L	3.0	3.5	25	60	6	2
EGSRC203030L	3.0	3.5	30	75	6	2
EGSRC204016L	4.0	4.5	16	50	6	2
EGSRC204020L	4.0	4.5	20	60	6	2
EGSRC204025L	4.0	4.5	25	60	6	2
EGSRC204030L	4.0	4.5	30	75	6	2
EGSRC204035L	4.0	4.5	35	75	6	2
EGSRC205020L	5.0	7.0	20	60	6	2
EGSRC205025L	5.0	7.0	25	60	6	2
EGSRC205030L	5.0	7.0	30	75	6	2
EGSRC205035L	5.0	7.0	35	75	6	2
EGSRC206020L	6.0	10.0	20	60	6	2
EGSRC206030L	6.0	10.0	30	75	6	2

Cutting conditions : Page B274

* NDLC Nano DLC coating DIA Diamond Coating

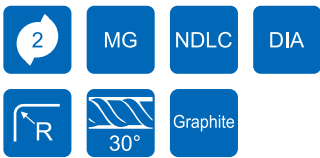
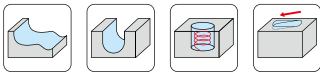
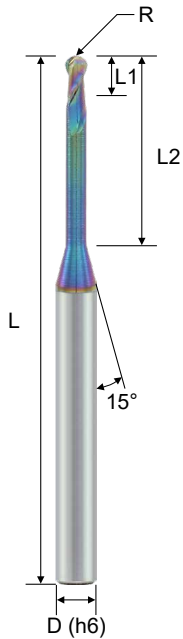
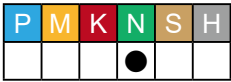
d Tolerance	
d ≤ 6	0 ~ -0.02
6 < d ≤ 12	0 ~ -0.03
d > 12	0 ~ -0.04

A200 - Long Neck · Ball Nose · 2F

長頸型 · 球型銑刀 · 2 刃

- Suitable for Graphite.
- Reduce vibration and more toughness.
- It provides an excellent surface due to better surface grindings.
- NDLC - Nano DLC coating provides exceptional wear resistance and good tool life.
- DIA - Diamond coating provides exceptional wear resistance and good tool life.

EGBRC



R Tolerance	
R ≤ 3	±0.015
R > 3	±0.020

Order No. 訂購編碼	Radius (R)	Dia. (d)	CL (L1)	EFF-L (L2)	OAL (L)	Shank (D)	Flutes (Z)
EGBRC240504L	0.25R	0.5	0.5	4	50	4	2
EGBRC240506L	0.25R	0.5	0.5	6	50	4	2
EGBRC240508L	0.25R	0.5	0.5	8	50	4	2
EGBRC241006L	0.50R	1.0	1.0	6	50	4	2
EGBRC241008L	0.50R	1.0	1.0	8	50	4	2
EGBRC241012L	0.50R	1.0	1.0	12	50	4	2
EGBRC241016L	0.50R	1.0	1.0	16	50	4	2
EGBRC241020L	0.50R	1.0	1.0	20	50	4	2
EGBRC241508L	0.75R	1.5	1.5	8	50	4	2
EGBRC241512L	0.75R	1.5	1.5	12	50	4	2
EGBRC241516L	0.75R	1.5	1.5	16	50	4	2
EGBRC241520L	0.75R	1.5	1.5	20	50	4	2
EGBRC242010L	1.00R	2.0	2.0	10	50	4	2
EGBRC242016L	1.00R	2.0	2.0	16	50	4	2
EGBRC242020L	1.00R	2.0	2.0	20	50	4	2
EGBRC242025L	1.00R	2.0	2.0	25	60	4	2
EGBRC203012L	1.50R	3.0	3.0	12	50	6	2
EGBRC203016L	1.50R	3.0	3.0	16	60	6	2
EGBRC203020L	1.50R	3.0	3.0	20	60	6	2
EGBRC203025L	1.50R	3.0	3.0	25	60	6	2
EGBRC203030L	1.50R	3.0	3.0	30	75	6	2
EGBRC204016L	2.00R	4.0	4.0	16	60	6	2
EGBRC204020L	2.00R	4.0	4.0	20	60	6	2
EGBRC204025L	2.00R	4.0	4.0	25	60	6	2
EGBRC204030L	2.00R	4.0	4.0	30	75	6	2
EGBRC205020L	2.50R	5.0	5.0	20	60	6	2
EGBRC205025L	2.50R	5.0	5.0	25	60	6	2
EGBRC205030L	2.50R	5.0	5.0	30	75	6	2
EGBRC206020L	3.00R	6.0	10.0	20	60	6	2
EGBRC206030L	3.00R	6.0	10.0	30	75	6	2

Cutting conditions : Page B274

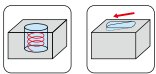
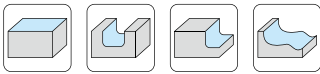
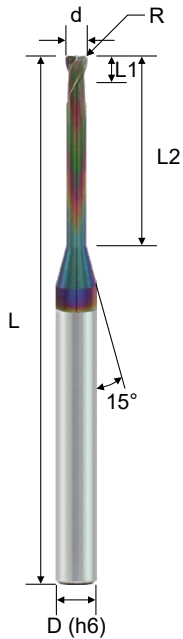
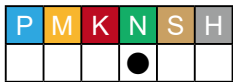
* NDLC Nano DLC coating DIA Diamond Coating

A200 - Long Neck · Corner Radius · 2F

長頸型 · 圓鼻銑刀 · 2 刃

- Suitable for Graphite.
- Available in various cut lengths.
- Corner radius with long neck are suitable for deep general cutting and 3D milling.
- NDLC - Nano DLC coating provides exceptional wear resistance and good tool life.
- DIA - Diamond coating provides exceptional wear resistance and good tool life.

EGCRC



d Tolerance	
d ≤ 6	0 ~ -0.02
6 < d ≤ 12	0 ~ -0.03
d > 12	0 ~ -0.04

R Tolerance	
R < 2	±0.015
R ≥ 2	±0.020

Order No. 訂購編碼	Dia. (d)	Corner Radius (R)	CL (L1)	EFF-L (L2)	OAL (L)	Shank (D)	Flutes (Z)
EGCRC24100106L	1	0.1R	1	6	50	4	2
EGCRC24100108L	1	0.1R	1	8	50	4	2
EGCRC24100110L	1	0.1R	1	10	50	4	2
EGCRC24100112L	1	0.1R	1	12	50	4	2
EGCRC24200210L	2	0.2R	2	10	50	4	2
EGCRC24200216L	2	0.2R	2	16	50	4	2
EGCRC24200220L	2	0.2R	2	20	50	4	2
EGCRC24200225L	2	0.2R	2	25	60	4	2
EGCRC24200510L	2	0.5R	2	10	50	4	2
EGCRC24200516L	2	0.5R	2	16	50	4	2
EGCRC24200520L	2	0.5R	2	20	50	4	2
EGCRC24200525L	2	0.5R	2	25	60	4	2
EGCRC20300210L	3	0.2R	3	10	50	6	2
EGCRC20300220L	3	0.2R	3	20	60	6	2
EGCRC20300230L	3	0.2R	3	30	75	6	2
EGCRC20300510L	3	0.5R	3	10	50	6	2
EGCRC20300520L	3	0.5R	3	20	60	6	2
EGCRC20300530L	3	0.5R	3	30	75	6	2
EGCRC20400516L	4	0.5R	4	16	60	6	2
EGCRC20400525L	4	0.5R	4	25	60	6	2
EGCRC20400535L	4	0.5R	4	35	75	6	2
EGCRC20401016L	4	1.0R	4	16	60	6	2
EGCRC20401025L	4	1.0R	4	25	60	6	2
EGCRC20401035L	4	1.0R	4	35	75	6	2
EGCRC20500520L	5	0.5R	5	20	60	6	2
EGCRC20500530L	5	0.5R	5	30	75	6	2
EGCRC20600520L	6	0.5R	7	20	60	6	2
EGCRC20600530L	6	0.5R	7	30	75	6	2
EGCRC20601020L	6	1.0R	7	20	60	6	2
EGCRC20601030L	6	1.0R	7	30	75	6	2

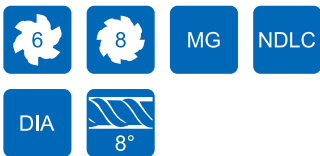
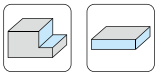
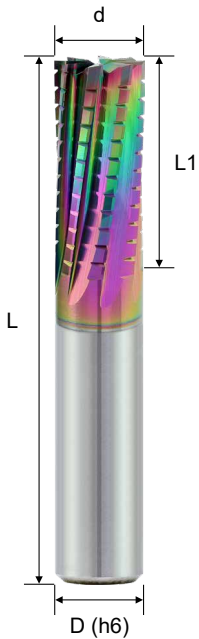
Cutting conditions : Page B274

* NDLC Nano DLC coating DIA Diamond Coating


A300 - Square · Finishing · 6F / 8F 平銑刀 - 精銑用 · 6 刃 / 8 刃

- For CFRP/GFRP multi-purpose finish milling.
- Multi flutes and fine nick geometry design.
- NDLC - Nano DLC coating provides exceptional wear resistance and good tool life.
- DIA - Diamond coating provides exceptional wear resistance and good tool life.

ECSSF



Order No. 訂購編碼	Dia. (d)	CL (L1)	OAL (L)	Shank (D)	Flutes (Z)
-------------------	-------------	------------	------------	--------------	---------------



NDLC Nano DLC coating

ECSSF606000L	6	15	60	6	6
ECSSF608000L	8	20	75	8	6
ECSSF810000L	10	25	75	10	8
ECSSF812000L	12	30	100	12	8



DIA Diamond Coating

ECSSF606000D	6	15	60	6	6
ECSSF608000D	8	20	75	8	6
ECSSF810000D	10	25	75	10	8
ECSSF812000D	12	30	100	12	8

Solid Carbide Endmills

Cutting conditions : Page B275

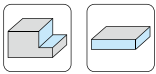
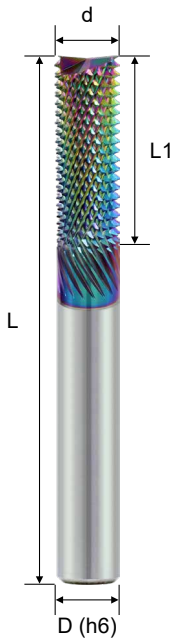
d Tolerance	
d ≤ 6	0 ~ -0.02
6 < d ≤ 12	0 ~ -0.03
d > 12	0 ~ -0.04

A300 - Square · Roughing · 8~17F

平銑刀 - 粗銑用 · 8~17 刃

- For CFRP/GFRP rough milling.
- Right helix and left helix design.
- NDLC - Nano DLC coating provides exceptional wear resistance and good tool life.
- DIA - Diamond coating provides exceptional wear resistance and good tool life.

ECSSR



Order No. 訂購編碼	Dia. (d)	CL (L1)	OAL (L)	Shank (D)	Flutes (Z)
-------------------	-------------	------------	------------	--------------	---------------



NDLC Nano DLC coating

ECSSR804000L	4	12	60	6	8
ECSSR106000L	6	18	60	6	11
ECSSR408000L	8	24	60	8	14
ECSSR610000L	10	30	75	10	16
ECSSR712000L	12	36	100	12	17



DIA Diamond Coating

ECSSR804000D	4	12	60	6	8
ECSSR106000D	6	18	60	6	11
ECSSR408000D	8	24	60	8	14
ECSSR610000D	10	30	75	10	16
ECSSR712000D	12	36	100	12	17

Cutting conditions : Page B275

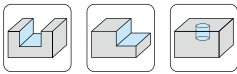
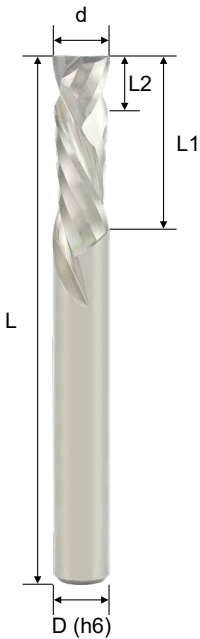
d Tolerance	
d ≤ 6	0 ~ -0.02
6 < d ≤ 12	0 ~ -0.03
d > 12	0 ~ -0.04

A400 - Square · Compression · Standard · 2F / 3F

複合平銑刀 · 標準型 · 2 刃 / 3 刃

- Up and down cut design counteracts cutting forces to avoid burrs, tears and delamination.
- Good edge surface on top and bottom of workpiece.
- Suitable for wood, plywood, MDF, plastic and ACP.

ENSSD



d Tolerance	
d ≤ 6	0 ~ -0.03
6 < d ≤ 12	0 ~ -0.04
d > 12	0 ~ -0.05

Order No. 訂購編碼	Dia. (d)	CL (L1)	Overlap Center (L2)	OAL (L)	Shank (D)	Flutes (Z)
-------------------	-------------	------------	------------------------	------------	--------------	---------------



Unit : Metric

ENSSD206180	6	18	6	60	6	2
ENSSD208240	8	24	8	75	8	2
ENSSD210300	10	30	10	75	10	2
ENSSD310300	10	30	10	75	10	3
ENSSD212360	12	36	12	75	12	2
ENSSD312360	12	36	12	75	12	3

Unit : Inch

ENS3D20250700	1/4	3/4	1/4	2 1/2	1/4	2
ENS3D20311000	5/16	1	5/16	3	5/16	2
ENS3D20371100	3/8	1 1/8	3/8	3	3/8	2
ENS3D30371100	3/8	1 1/8	3/8	3	3/8	3
ENS3D20501500	1/2	1 1/2	1/2	3	1/2	2
ENS3D30501500	1/2	1 1/2	1/2	3	1/2	3



Unit : Metric

ENSSD206180L	6	18	6	60	6	2
ENSSD208240L	8	24	8	75	8	2
ENSSD210300L	10	30	10	75	10	2
ENSSD310300L	10	30	10	75	10	3
ENSSD212360L	12	36	12	75	12	2
ENSSD312360L	12	36	12	75	12	3

Unit : Inch

ENS3D20250700L	1/4	3/4	1/4	2 1/2	1/4	2
ENS3D20311000L	5/16	1	5/16	3	5/16	2
ENS3D20371100L	3/8	1 1/8	3/8	3	3/8	2
ENS3D30371100L	3/8	1 1/8	3/8	3	3/8	3
ENS3D20501500L	1/2	1 1/2	1/2	3	1/2	2
ENS3D30501500L	1/2	1 1/2	1/2	3	1/2	3

Cutting conditions : Page B275-1

S910 Series



Modular Endmills for Deep Milling

- ISO M thread, diameter 10~32mm.
- Carbide adapters max. lengths 300mm.
- More economical & flexible deep cutting solution.
- ANAX smooth coating.

模組化銑刀，適用深加工

- ISO M 牙設計，提供 10~32mm 外徑
- 鎢鋼抗震刀桿長度最大為 300mm
- 更經濟與彈性的深加工解決方案
- 含矽平滑塗層

→ Page B202

S920 Series



Thread Endmills for Threading

- Provide ISO M and UN thread mills.
- A thread mills is suitable for cutting various sizes of diameter.
- Large diameter thread can be machined with low power machine.
- ANAX smooth coating.

銑牙刀，適用銑牙加工

- 提供 ISO M 牙及 UN 牙銑牙刀
- 單一銑牙刀可加工不同的外徑尺寸牙紋
- 小馬力機台可加工大外徑的牙紋計
- 含矽平滑塗層

→ Page B206

S930 Series



Barrel Endmills for Profiling

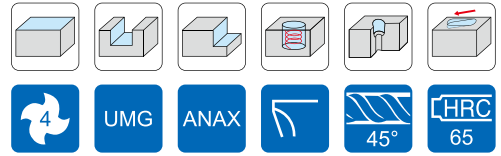

- High performance profile cutting for 5-axis machine.
- Provide larger axial depth of cut, improve machining efficiency.
- Optimal surface finish and tool life.
- ANAX smooth coating.

酒桶銑刀，適用曲面加工

- 高效能 5 軸輪廓加工銑刀
- 提供更大的軸向切削深度，提高加工效率
- 更佳的光潔度和刀具壽命
- 含鉻平滑塗層

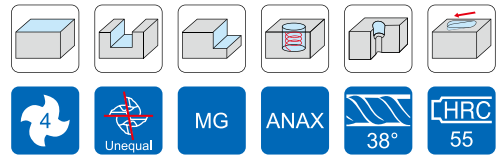
→ Page B212

EHSWH Square Solid Head (for hardened steel) 全鎢鋼平銑刀頭 (高硬鋼用)



Order No. 訂購編碼	Dia. (d)	CL (L1)	ND (D)	M (M)	Flutes (Z)
EHSWH410000A	10	10	6.5	M6	4
EHSWH412000A	12	12	6.5	M6	4
EHSWH416000A	16	16	8.5	M8	4
EHSWH420000A	20	20	10.5	M10	4

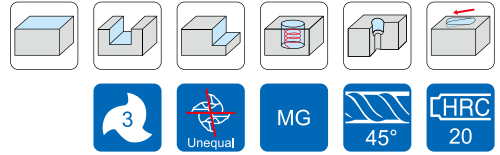

EPSWV Square Solid Head, Unequal spacing (for Exotic) 全鎢鋼平銑刀頭, 不等分割 (難切削材用)



Order No. 訂購編碼	Dia. (d)	CL (L1)	ND (D)	M (M)	Flutes (Z)
EPSWV410000A	10	10	6.5	M6	4
EPSWV412000A	12	12	6.5	M6	4
EPSWV416000A	16	16	8.5	M8	4
EPSWV420000A	20	20	10.5	M10	4

※ For screw-in type adapter, please refer to Tooling System 搭配鎖牙式刀桿，請參考刀具系統


ENSWV Square Solid Head, Unequal spacing (for non-ferrous) 全鎢鋼平銑刀頭, 不等分割 (非鐵金屬用)



Order No. 訂購編碼	Dia. (d)	CL (L1)	ND (D)	M (M)	Flutes (Z)
ENSWV310000	10	10	6.5	M6	3
ENSWV312000	12	12	6.5	M6	3
ENSWV316000	16	16	8.5	M8	3
ENSWV320000	20	20	10.5	M10	3

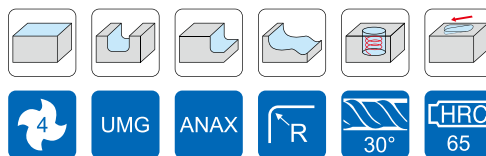
Solid Carbide Endmills

EHBWH Ball Nose Solid Head (for hardened steel) 全鎢鋼球形銑刀頭 (高硬鋼用)

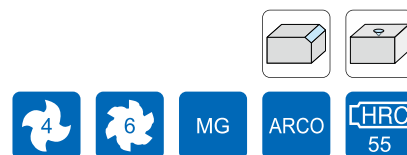
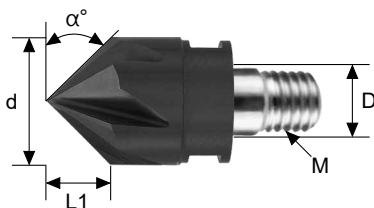


Order No. 訂購編碼	Radius (R)	Dia. (d)	CL (L1)	ND (D)	M (M)	Flutes (Z)
EHBWH210000A	5R	10	10	6.5	M6	2
EHBWH212000A	6R	12	12	6.5	M6	2
EHBWH216000A	8R	16	16	8.5	M8	2
EHBWH220000A	10R	20	20	10.5	M10	2

※ For screw-in type adapter, please refer to Tooling System 搭配鎖牙式刀桿, 請參考刀具系統

EHCWH Corner Radius Solid Head (for hardened steel) 全鎢鋼圓鼻銑刀頭 (高硬鋼用)

Order No. 訂購編碼	Dia. (d)	Radius (R)	CL (L1)	ND (D)	M (M)	Flutes (Z)
EHCWH410005A	10	0.5R	10	6.5	M6	4
EHCWH410010A	10	1.0R	10	6.5	M6	4
EHCWH412005A	12	0.5R	12	6.5	M6	4
EHCWH412010A	12	1.0R	12	6.5	M6	4
EHCWH412020A	12	2.0R	12	6.5	M6	4
EHCWH412030A	12	3.0R	12	6.5	M6	4
EHCWH416010A	16	1.0R	16	8.5	M8	4
EHCWH416020A	16	2.0R	16	8.5	M8	4
EHCWH416030A	16	3.0R	16	8.5	M8	4
EHCWH420010A	20	1.0R	20	10.5	M10	4
EHCWH420020A	20	2.0R	20	10.5	M10	4
EHCWH420030A	20	3.0R	20	10.5	M10	4

EHFWH Chamfer Solid Head (for universal) 全鎢鋼倒角刀頭 (泛用)

Order No. 訂購編碼	Dia. (d)	CL (L1)	α°	ND (D)	M (M)	Flutes (Z)
EHFWH410090A	10	5	45°	6.5	M6	4
EHFWH412090A	12	6	45°	6.5	M6	4
EHFWH610090A	10	5	45°	6.5	M6	6
EHFWH612090A	12	6	45°	6.5	M6	6
EHFWH616090A	16	8	45°	8.5	M8	6

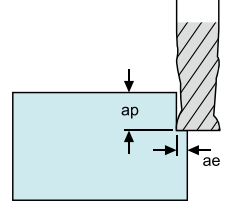
※ For screw-in type adapter, please refer to Tooling System 搭配鎖牙式刀桿，請參考刀具系統

Recommended Cutting Conditions 建議切削數據

EHSWH4, EHCWH4 (Square Head - 4F, Corner Radius Head - 4F)

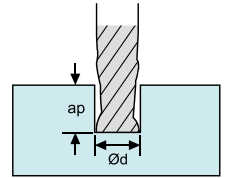
Shoulder Milling L/D ≤ 3 (Reference L/D ratio table, reduce vc, fz and ae value)

Material	Pre-Hardened Steels NAK80 CENA1				Hardened Steels SKD61,SKD11				Hardened Steels SKD11,SKH51			
Hardness	HRC 35~45				HRC 40~55				HRC 55~65			
VC	90 ~ 150(m/min)				80 ~ 120 (m/min)				70 ~ 100 (m/min)			
Dia	RPM	fz (mm/tooth)	ap (mm)	ae (mm)	RPM	fz (mm/tooth)	ap (mm)	ae (mm)	RPM	fz (mm/tooth)	ap (mm)	ae (mm)
10mm	3820	0.05	8.0	2.0	3190	0.05	8.0	1.5	2390	0.05	8.0	1.0
12mm	3190	0.05	9.6	2.4	2650	0.05	9.6	1.8	2000	0.05	9.6	1.2
16mm	2390	0.06	12.8	3.2	2000	0.06	12.8	2.4	1500	0.06	12.8	1.6
20mm	1910	0.06	16.0	4.0	1600	0.06	16.0	3.0	1190	0.06	16.0	2.0



Slot Milling L/D ≤ 3 (Reference L/D ratio table, reduce vc and fz value)

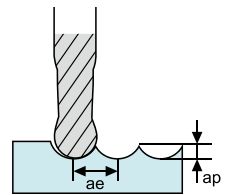
Material	Pre-Hardened Steels NAK80 CENA1			Hardened Steels SKD61,SKD11			Hardened Steels SKD11,SKH51		
Hardness	HRC 35~45			HRC 40~55			HRC 55~65		
VC	60 ~ 100(m/min)			50 ~ 90 (m/min)			40 ~ 80 (m/min)		
Dia	RPM	fz (mm/tooth)	ap (mm)	RPM	fz (mm/tooth)	ap (mm)	RPM	fz (mm/tooth)	ap (mm)
10mm	2550	0.02	4.0	2390	0.02	4.0	1900	0.02	4.0
12mm	2120	0.02	4.8	2000	0.02	4.8	1590	0.02	4.8
16mm	1590	0.03	6.4	1490	0.03	6.4	1190	0.03	6.4
20mm	1275	0.03	8.0	1190	0.03	8.0	950	0.03	8.0



EHBWH2 (Ball Nose Head - 2F)

L/D ≤ 3 (Reference L/D ratio table, reduce vc and fz value)

Material	Pre-Hardened Steels NAK80 CENA1				Hardened Steels SKD61,SKD11				Hardened Steels SKD11,SKH51			
Hardness	HRC 35~45				HRC 40~55				HRC 55~65			
VC	100 ~ 190(m/min)				90 ~ 160 (m/min)				70 ~ 140 (m/min)			
Dia	RPM	fz (mm/tooth)	ap (mm)	ae (mm)	RPM	fz (mm/tooth)	ap (mm)	ae (mm)	RPM	fz (mm/tooth)	ap (mm)	ae (mm)
10mm	4620	0.1	0.7	2	3980	0.05	0.4	1.5	3345	0.02	0.2	1.0
12mm	3850	0.1	0.84	2.4	3320	0.05	0.5	1.8	2790	0.02	0.2	1.2
16mm	2885	0.15	1.12	3.2	2485	0.075	0.64	2.4	2090	0.03	0.3	1.6
20mm	2300	0.2	1.4	4.0	2000	0.1	0.8	3.0	1670	0.04	0.4	2.0



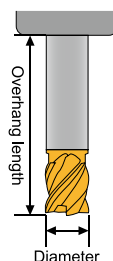
How to set cutting conditions on different overhang length

如何設置不同懸伸長度的切削參數

The recommended cutting condition is depended by the L/D factor.

L/D ratio table :

L/D	VC (m/min)	fz (mm/t)	ae (mm)
2 ~ 3	100%	100%	100%
4 ~ 5	70%	80%	50%
6 ~ 7	50%	70%	30%
8 ~ 9	40%	60%	20%



EX :

Tool : Ød=12mm Square Head
Overhang length : 50mm
L/D : 50/12 = 4.16
Material HRC : 35 ~ 45
Application : Shoulder Milling


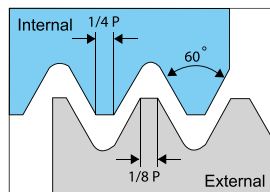
Cutting condition is recommended as :

$Vc = 120 * 70\% = 84 \text{ m/min}$
 $fz = 0.05 * 80\% = 0.04 \text{ mm/t}$
 $ap = 9.6 \text{ mm}$
 $max \text{ ae} = 2.4 * 50\% = 1.2 \text{ mm}$

S920 - Thread mill · 3F / 4F / 5F (ISO Metric)

銑牙刀 · 3 刃 / 4 刃 / 5 刃 (ISO 牙)

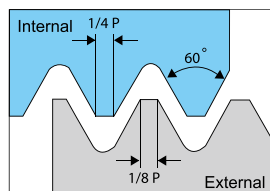
ETSNM Series (ISO Metric)



Tolerance class : 6H

Order No. 訂購編碼	Size	Pitch	No. of Threads	Dia. (d)	CL (L1)	EFF-L (L2)	OAL (L)	Shank (D)	Flutes (z)
ETSNM30072025A	M1	0.25	1	0.72	0.25	2.75	42	4	3
ETSNM30091025A	M1.2	0.25	1	0.91	0.25	3.25	42	4	3
ETSNM30105030A	M1.4	0.30	1	1.05	0.30	3.80	42	4	3
ETSNM30120035A	M1.6	0.35	1	1.20	0.35	4.35	42	4	3
ETSNM30130035A	M1.7~M1.8	0.35	1	1.30	0.35	4.85	42	4	3
ETSNM30152040A	M2	0.40	1	1.52	0.40	6	42	4	3
ETSNM30240050A	M3	0.50	1	2.40	0.50	9	42	4	3
ETSNM30315070A	M4	0.70	1	3.15	0.70	12	50	4	3
ETSNM40480100A	M6	1.00	1	4.80	1.00	18	60	6	4
ETSNM40590125A	M8	1.25	1	5.90	1.25	25	75	6	4
ETSNM50820150A	M10	1.50	1	8.20	1.50	32	75	10	5
ETSNM50990175A	M12	1.75	1	9.90	1.75	38	75	10	5

ETTNM Series (ISO Metric)

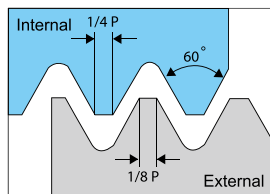


Tolerance class : 6H

Order No. 訂購編碼	Size	Pitch	No. of Threads	Dia. (d)	CL (L1)	EFF-L (L2)	OAL (L)	Shank (D)	Flutes (z)
ETTNM30135035A	M1.8	0.35	3	1.35	1.05	4.0	50	6	3
ETTNM30150040A	M2	0.40	3	1.5	1.20	4.4	50	6	3
ETTNM30190045A	M2.5	0.45	3	1.9	1.35	5.6	50	6	3
ETTNM30240050A	M3	0.50	3	2.4	1.50	6.5	50	6	3
ETTNM30310070A	M4	0.70	3	3.1	2.10	8.7	50	6	3
ETTNM30400080A	M5	0.80	3	4.0	2.40	10.8	50	6	3
ETTNM30480100A	M6	1.00	3	4.8	3.00	12.5	50	6	3
ETTNM30650125A	M8	1.25	3	6.5	3.75	16.6	60	8	3
ETTNM30820150A	M10	1.50	3	8.2	4.50	20.8	75	10	3
ETTNM30990175A	M12	1.75	3	9.9	5.25	25.0	75	10	3
ETTNM31190200A	M16	2.00	3	11.9	6.00	33.0	75	12	3
ETTNM31590250A	M20	2.50	3	15.9	7.50	41.3	100	16	3

S920 - Thread mill · 3F / 4F (American UN) 銑牙刀 · 3 刃 / 4 刃 (UN 牙)

ETTNU Series (American UN)



Tolerance class : 2B



Order No. 訂購編碼	TPI	Thread		No. of Threads	Dia. (d)	CL (L1)	EFF-L (L2)	OAL (L)	Shank (D)	Flutes (z)
		UNC	UNF							
ETTNU30331036A	36		8-36UNF	3	3.31	2.12	8.8	50	4	3
ETTNU30257032A	32	6-32UNC		3	2.57	2.38	7.3	50	4	3
ETTNU30322032A	32	8-32UNC	10-32UNF	3	3.22	2.38	10.1	60	6	3
ETTNU30520028A	28		1/4-28UNF	3	5.2	2.72	14	60	6	3
ETTNU30355024A	24	10-24UNC		3	3.55	3.18	10.4	60	6	3
ETTNU30665024A	24		5/16-24UNF	3	6.65	3.18	16.7	60	8	3
ETTNU30485020A	20	1/4-20UNC	7/16-20UNF	3	4.85	3.81	13.7	60	6	3
ETTNU30795020A	20		7/16-20UNF	3	7.95	3.81	24	60	8	3
ETTNU30595018A	18	5/16-18UNC		3	5.95	4.23	16.5	60	6	3
ETTNU30690016A	16	3/8-16UNC		3	6.9	4.76	21	60	8	3
ETTNU30795014A	14	7/16-14UNC		3	7.95	5.44	23.5	60	8	3
ETTNU30930013A	13	1/2-13UNC		3	9.3	5.86	27	80	10	3
ETTNU30995012A	12	9/16-12UNC		3	9.95	6.35	29	80	10	3
ETTNU31150011A	11	5/8-11UNC		3	11.5	6.93	33	80	12	3
ETTNU41440010A	10	3/4-10UNC		3	14.4	7.62	42	110	16	4


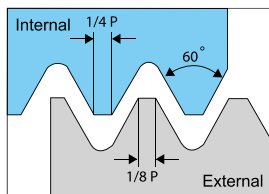
* Customized specification available.

Solid Carbide Endmills

S920 - Thread mill · 3F / 4F

銑牙刀 · 3 刃 / 4 刃 (ISO 牙)

ETMNM Series (ISO Metric)




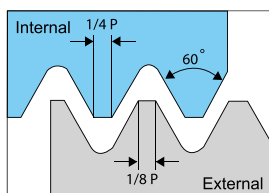
Tolerance class : 6H



Order No. 訂購編碼	Size	Pitch	No. of Threads	Dia. (d)	CL (L1)	OAL (L)	Shank (D)	Flutes (z)
ETMNM30390100A	M6	1.00	12	3.90	12.00	50	6	3
ETMNM30390075A		0.75	16	3.90	12.00	50	6	3
ETMNM30580125A	M8	1.25	13	5.80	16.25	60	6	3
ETMNM30590100A		1.00	16	5.90	16.00	60	6	3
ETMNM30770150A	M10	1.50	14	7.70	21.00	60	8	3
ETMNM30770125A		1.25	16	7.70	20.00	60	8	3
ETMNM30790100A		1.00	20	7.90	20.00	60	8	3
ETMNM40870175A	M12	1.75	14	8.70	24.50	75	10	4
ETMNM40940150A		1.50	16	9.40	24.00	75	10	4
ETMNM40990100A		1.00	24	9.90	24.00	75	10	4
ETMNM40990200A	M14	2.00	14	9.90	28.00	75	10	4
ETMNM41120150A		1.50	19	11.20	28.50	75	12	4
ETMNM41190200A	M16	2.00	16	11.90	32.00	100	12	4
ETMNM41190150A		1.50	22	11.90	33.00	100	12	4

* Customized specification available.

ETMCM Series (ISO Metric)



(with internal coolant)

Tolerance class : 6H




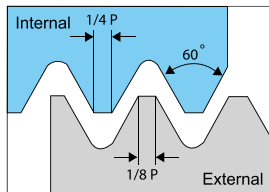
Order No. 訂購編碼	Size	Pitch	No. of Threads	Dia. (d)	CL (L1)	OAL (L)	Shank (D)	Flutes (z)
ETMCM30390100A	M6	1.00	12	3.90	12.00	50	6	3
ETMCM30390075A		0.75	16	3.90	12.00	50	6	3
ETMCM30580125A	M8	1.25	13	5.80	16.25	60	6	3
ETMCM30590100A		1.00	16	5.90	16.00	60	6	3
ETMCM30770150A	M10	1.50	14	7.70	21.00	60	8	3
ETMCM30770125A		1.25	16	7.70	20.00	60	8	3
ETMCM30790100A		1.00	20	7.90	20.00	60	8	3
ETMCM40870175A	M12	1.75	14	8.70	24.50	75	10	4
ETMCM40940150A		1.50	16	9.40	24.00	75	10	4
ETMCM40990100A		1.00	24	9.90	24.00	75	10	4
ETMCM40990200A	M14	2.00	14	9.90	28.00	75	10	4
ETMCM41120150A		1.50	19	11.20	28.50	75	12	4
ETMCM41190200A	M16	2.00	16	11.90	32.00	100	12	4
ETMCM41190150A		1.50	22	11.90	33.00	100	12	4

* Customized specification available.

S920 - Thread mill · 3F / 4F (American UN)

銑牙刀 · 3 刃 / 4 刃 (UN 牙)

ETMNU Series (American UN)



Tolerance class : 2A/2B



Order No. 訂購編碼	TPI	Thread			No. of Threads	Dia. (d)	CL (L1)	OAL (L)	Shank (D)	Flutes (z)
		UNC	UNF	UNEF						
ETMNU30300036A	36		No.8		12	3.0	8.5	50	4	3
ETMNU30330032A	32		No.10	No.12-3/8"	14	3.3	11.1	50	4	3
ETMNU30380028A	28		No.12, 1/4"	7/16", 1/2"	13	3.8	11.8	50	4	3
ETMNU30460028A	28		1/4"	7/16, 1/2"	14	4.6	12.7	60	6	3
ETMNU40920028A	28			7/16", 1/2"	25	9.2	22.7	75	10	4
ETMNU30290024A	24	No.10	5/16", 3/8"	9/16"-11/16"	10	2.9	10.6	50	4	3
ETMNU30350024A	24	No.12	5/16", 3/8"	9/16"-11/16"	11	3.5	11.6	50	4	3
ETMNU30570024A	24		5/16", 3/8"	9/16"-11/16"	15	5.7	15.9	60	6	3
ETMNU30740024A	24		3/8"	9/16"-11/16"	18	7.4	19.1	60	8	3
ETMNU41190024A	24			9/16"-11/16"	27	11.9	28.6	100	12	4
ETMNU30390020A	20	1/4"	7/16", 1/2"	3/4"-1"	10	3.9	12.7	50	4	3
ETMNU40850020A	20		7/16", 1/2"	3/4"-1"	18	8.5	22.9	75	10	4
ETMNU40990020A	20		1/2"	3/4"-1"	20	9.9	25.4	75	10	4
ETMNU51590020A	20			3/4"-1"	30	15.9	38.1	100	16	5
ETMNU30520018A	18	5/16"	9/16", 5/8"	11/16"-1 11/16"	12	5.2	16.9	60	6	3
ETMNU41130018A	18		9/16", 5/8"	11/16"-1 11/16"	21	11.3	29.6	100	12	4
ETMNU41190018A	18		5/8"	11/16"-1 11/16"	23	11.9	32.5	100	12	4
ETMNU30670016A	16	3/8"	3/4"		12	6.7	19.1	60	8	3
ETMNU41590016A	16		3/4"		24	15.9	38.1	100	16	4
ETMNU40760014A	14	7/16"	7/8"		13	7.6	23.6	60	8	4
ETMNU41870014A	14		7/8"		24	18.7	44.4	100	20	4
ETMNU40890013A	13	1/2"			13	8.9	25.4	75	10	4
ETMNU41030012A	12	9/16"	1"-1 1/2"		14	10.3	29.6	100	12	4
ETMNU51990012A	12		1"-1 1/2"		24	19.9	50.8	100	20	5
ETMNU41100011A	11	5/8"			14	11.0	32.3	100	12	4
ETMNU51350010A	10	3/4"			15	13.5	38.1	100	16	5
ETMNU41520009A	9	7/8"			16	15.2	45.2	100	16	4
ETMNU41700008A	8	1"			16	17.0	50.8	100	20	4

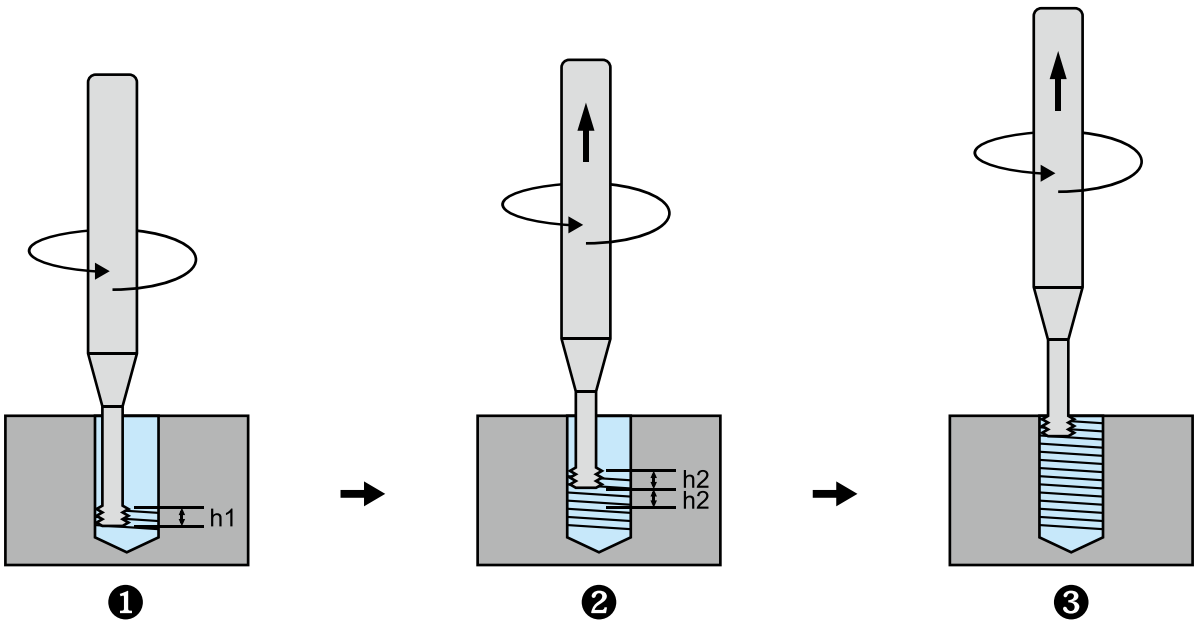
* Customized specification available.

Recommended Cutting Conditions

Work Material	for ETTNM		for ETMNM	
	Vc (m/min)	Feed (mm/t)	Vc (m/min)	Feed (mm/t)
Carbon Steel / Alloy Steel	60 ~ 90	0.02 ~ 0.08	50 ~ 70	0.02 ~ 0.07
Stainless Steel	60 ~ 90	0.02 ~ 0.08	50 ~ 70	0.02 ~ 0.07
Cast Iron	50 ~ 100	0.03 ~ 0.10	50 ~ 100	0.03 ~ 0.10
Aluminum Alloy	50 ~ 100	0.02 ~ 0.06	50 ~ 70	0.03 ~ 0.10
High Temperature Alloy	20 ~ 60	0.01 ~ 0.03	20 ~ 60	0.01 ~ 0.03
Hardened Steel	30 ~ 60	0.01 ~ 0.03	25 ~ 50	0.01 ~ 0.05

※ To choose uncoated tool for aluminum materials machining.

ETTNM Cutting method



- ① Machine h1 distance at the bottom of the hole and move the tool to the center of the hole. (h1 = 3 Pitch)
- ② Machine h2 distance while moving in Z axial direction.
- ③ Repeat operation ② to finish the hole.

Remark

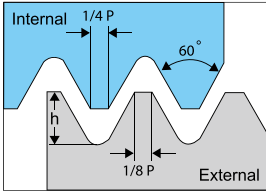
h2 value set :

1. for Machining General materials, h2 = 3 Pitch.
2. for Machining Heat resistant alloys or High hardness material, h2 = 1 Pitch.

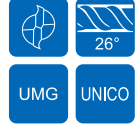
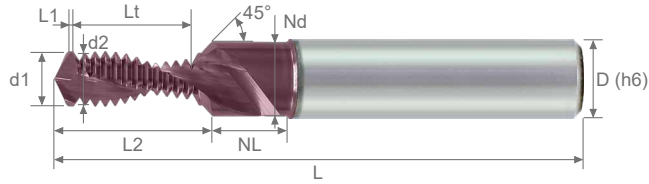
S920 - Drill/Thread mill · 2F

銑牙刀 - 鑽孔 & 螺紋銑削 · 2 刃

ETDNM Series (ISO Metric)



Tolerance class : 6g / 6H



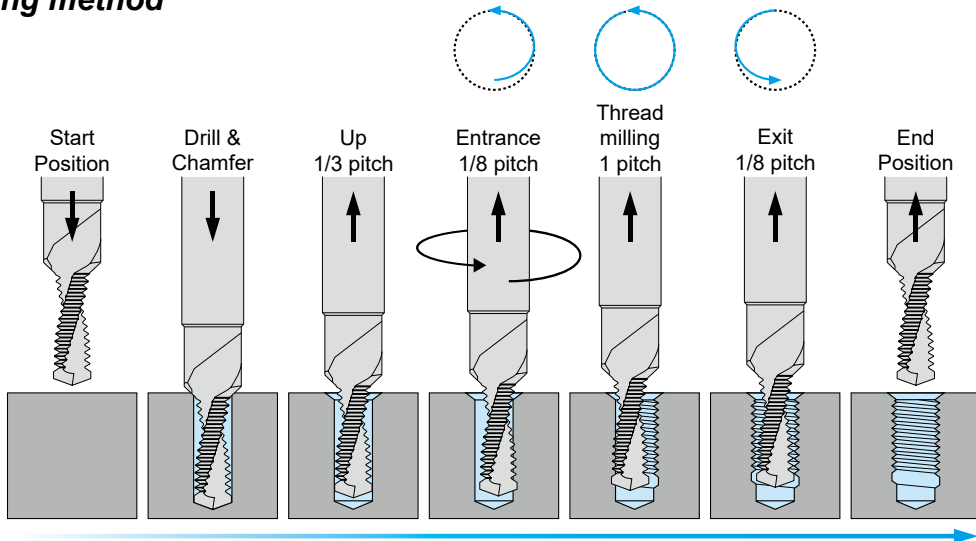
Order No. 訂購編碼	Size (Coarse)	Pitch	No. of Threads	d1	d2	Lt	L1	L2	Nd	NL	L	D	h	Coating
ETDNM20420080U	M5	0.80	12	4.2	4.00	9.60	0.8	11.9	5.7	6.1	55	6	0.46	●
ETDNM20500100U	M6	1.00	11	5.0	4.85	11.00	1.0	13.7	6.6	9.5	60	8	0.58	●
ETDNM20680125U	M8	1.25	11	6.8	6.45	13.75	1.3	17.1	9.0	16.8	75	10	0.72	●
ETDNM20850150U	M10	1.50	12	8.5	8.08	18.00	1.5	22.1	11.0	11.6	80	12	0.87	●
ETDNM20420080	M5	0.80	12	4.2	4.00	9.60	0.8	11.9	5.7	6.1	55	6	0.46	
ETDNM20500100	M6	1.00	11	5.0	4.85	11.00	1.0	13.7	6.6	9.5	60	8	0.58	
ETDNM20680125	M8	1.25	11	6.8	6.45	13.75	1.3	17.1	9.0	16.8	75	10	0.72	
ETDNM20850150	M10	1.50	12	8.5	8.08	18.00	1.5	22.1	11.0	11.6	80	12	0.87	

* Maximum chamfering depth = (Nd - d1) × 0.5

Recommended Cutting Conditions

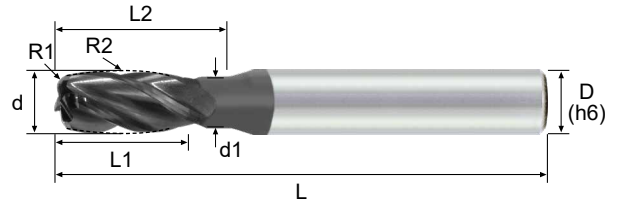
Work Material	HB	Strength (N-mm)	Vc (m/min)	Drilling f (mm/rev)		Thread milling fz (mm)		
				≤ 6mm	≤ 12mm	≤ 6mm	≤ 12mm	
K Grey Cast Iron	≤150	≤500	55 ~ 85	0.07 ~ 0.105	0.105 ~ 0.154	0.014 ~ 0.035	0.035 ~ 0.07	
	150 ~ 300	500 ~ 1000	55 ~ 85	0.07 ~ 0.105	0.105 ~ 0.154	0.014 ~ 0.035	0.035 ~ 0.07	
N Short Chips, Brass, Bronze	≤200	≤700	70 ~ 280	0.07 ~ 0.210	0.042 ~ 0.070	0.021 ~ 0.042	0.042 ~ 0.07	
	Aluminium, Cast Alloy (Si<10%)	≤180	≤600	70 ~ 280	0.07 ~ 0.175	0.175 ~ 0.210	0.021 ~ 0.042	0.042 ~ 0.07
	Aluminium, Cast Alloy (Si≥10%)	≤180	≤600	70 ~ 280	0.07 ~ 0.175	0.175 ~ 0.210	0.021 ~ 0.042	0.042 ~ 0.07
	Thermoplastics	-	-	40 ~ 80	0.07 ~ 0.175	0.175 ~ 0.210	0.021 ~ 0.042	0.042 ~ 0.07

Operating method



EBASB Series


- For alloy steel, stainless steel, and high temperature alloy milling.
- 適用於合金鋼，不鏽鋼以及高溫合金加工



Order No. 訂購編碼	d	R1	R2	L1	L2	d1	L	D	Flute
EBASB41010600A	10	1R	60R	21.5	30	8	75	10	4
EBASB41210700A	12	1R	70R	23	36	10	75	12	4

EBNSB Series

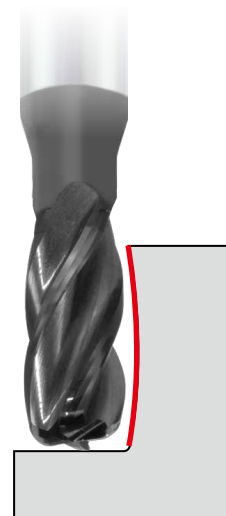
- For aluminum alloy milling.
- 適用於鋁合金加工



Order No. 訂購編碼	d	R1	R2	L1	L2	d1	L	D	Flute
EBNSB41010600	10	1R	60R	21.5	30	8	75	10	4
EBNSB41210700	12	1R	70R	23	36	10	75	12	4


Barrel shape has a continuous double radii along the length of cut and a reduced neck, suitable for side profile milling.

酒桶形酒桶銑刀沿著刃長具有 2 個 R 角和頸部，適用側邊曲面成形加工



EBASO Series


- For alloy steel, stainless steel, and high temperature alloy milling.
- 適用於合金鋼，不鏽鋼以及高溫合金加工



Order No. 訂購編碼	d	R1	R2	L1	L	D	Flute
EBASO30610950A	6	1R	95R	22	60	6	3
EBASO30810900A	8	1R	90R	25	75	8	3
EBASO41020850A	10	2R	85R	26	75	10	4
EBASO41220800A	12	2R	80R	28	75	12	4

EBNSO Series


- For aluminum alloy milling.
- 適用於鋁合金加工



Order No. 訂購編碼	d	R1	R2	L1	L	D	Flute
EBNSO30610950	6	1R	95R	22	60	6	3
EBNSO30810900	8	1R	90R	25	75	8	3
EBNSO41020850	10	2R	85R	26	75	10	4
EBNSO41220800	12	2R	80R	28	75	12	4

Oval shape has a side cutting geometry with a continuous radius ending at the cutting diameter, suitable for bevel face profile milling.

橢圓形酒桶銑刀具有側邊加工幾何設計，適用斜面成形加工



EBASL Series


- For alloy steel, stainless steel, and high temperature alloy milling.
- 適用於合金鋼，不鏽鋼以及高溫合金加工



Order No. 訂購編碼	d	R1	R2	L1	L	D	Flute
EBASL30605100A	6	0.50R	10R	6	60	6	3
EBASL30807150A	8	0.75R	15R	8	75	8	3
EBASL31010200A	10	1.00R	20R	10	75	10	3
EBASL31212250A	12	1.25R	25R	12	75	12	3

EBNSL Series


- For aluminum alloy milling.
- 適用於鋁合金加工



Order No. 訂購編碼	d	R1	R2	L1	L	D	Flute
EBNSL30605100	6	0.50R	10R	6	60	6	3
EBNSL30807150	8	0.75R	15R	8	75	8	3
EBNSL31010200	10	1.00R	20R	10	75	10	3
EBNSL31212250	12	1.25R	25R	12	75	12	3


Lens shape has a convex face cutting geometry, for contoured floor milling.

透鏡形酒桶銑刀具有凸面切削幾何形狀，可用於輪廓地板加工



EBAST Series

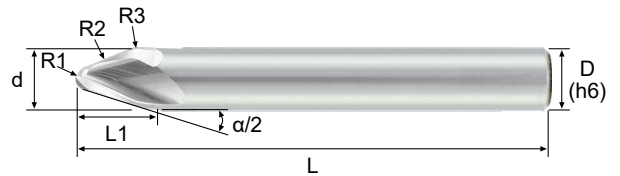
- For alloy steel, stainless steel, and high temperature alloy milling.
- 適用於合金鋼，不鏽鋼以及高溫合金加工



Order No. 訂購編碼	$\alpha/2$	d	R1	R2	R3	L1	L	D	Flute
EBAST30610251A	17.5°	6	1.0R	250R	3.0R	9.5	60	6	3
EBAST30815252A	20°	8	1.5R	250R	4.0R	10.5	75	8	3
EBAST31020252A	20°	10	2.0R	250R	5.0R	12.5	75	10	3
EBAST31230252A	20°	12	3.0R	250R	6.0R	13.5	75	12	3

EBNST Series

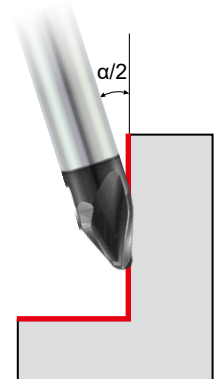
- For aluminum alloy milling.
- 適用於鋁合金加工



Order No. 訂購編碼	$\alpha/2$	d	R1	R2	R3	L1	L	D	Flute
EBNST30610251	17.5°	6	1.0R	250R	3.0R	9.5	60	6	3
EBNST30815252	20°	8	1.5R	250R	4.0R	10.5	75	8	3
EBNST31020252	20°	10	2.0R	250R	5.0R	12.5	75	10	3
EBNST31230252	20°	12	3.0R	250R	6.0R	13.5	75	12	3


ST Taper shape has $\alpha/2 < 45^\circ$ geometry design for steep walls milling.

圓錐形酒桶銑刀具有 $\alpha/2 < 45^\circ$ 的端部幾何設計，適用於陡壁加工



EBAHT Series


- For alloy steel, stainless steel, and high temperature alloy milling.
- 適用於合金鋼，不鏽鋼以及高溫合金加工



Order No. 訂購編碼	$\alpha/2$	d	R1	R2	R3	L1	L	D	Flute
EBAHT21010206A	60°	10	1.0R	200R	1.5R	6.0	75	10	2

EBNHT Series

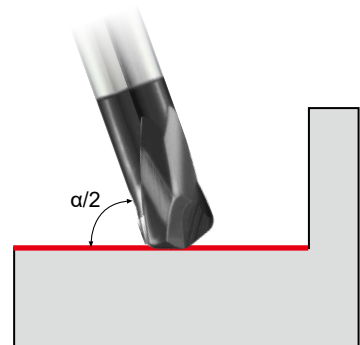
- For aluminum alloy milling.
- 適用於鋁合金加工



Order No. 訂購編碼	$\alpha/2$	d	R1	R2	R3	L1	L	D	Flute
EBNHT21010206	60°	10	1.0R	200R	1.5R	6.0	75	10	2


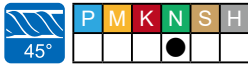
HT Taper shape has $\alpha/2 > 45^\circ$ end cutting geometry design for workpiece floors milling.

短錐形酒桶銑刀具有 $\alpha/2 > 45^\circ$ 的端部幾何設計，適用於工件底板加工



EBNFT Series

- For aluminum alloy milling.
- 適用於鋁合金加工




Order No. 訂購編碼	R	$\alpha/2$	L1	L	da	D	Flute
EBNFT30605006	0.5R	6°	20	60	3.00	6	3
EBNFT30610006	1.0R	6°	19	60	3.80	6	3
EBNFT30605008	0.5R	8°	18	60	3.40	6	3
EBNFT30610008	1.0R	8°	15	60	3.85	6	3

※ The da value is average diameter at 0.5*L1


FT Taper shape has long cutting length design, for deep cavity milling.

斜度球形銑刀具有較長的切削刃設計，可用於深腔加工




G550 Seires EPSSC2

G450 Seires EPSSA2

Material	CARBON STEEL / CAST IRON		ALLOY STEEL SCM, SKT, SKD		PREHARDENED STEEL NAK80 CENA1		HARDENED STEEL SKD61, SKD11		STAINLESS STEEL SUS304 316	
Hardness	HB 180~250		HRC 25~35		HRC 35~45		HRC 40~55		-	
Vc	120 m/min		95 m/min		79 m/min		48 m/min		79 m/min	
Dia. (d)	RPM	Feed (mm/min)	RPM	Feed (mm/min)	RPM	Feed (mm/min)	RPM	Feed (mm/min)	RPM	Feed (mm/min)
3mm	12700	380	10000	300	8386	251	5095	152	8386	251
4mm	9550	382	7560	302	6290	251	3820	152	6290	251
6mm	6370	445	5040	352	4200	294	2548	178	4200	294
8mm	4770	333	3780	264	3140	220	1910	133	3140	220
10mm	3820	230	3020	181	2515	150	1528	92	2515	150
12mm	3180	190	2520	151	2100	126	1274	76	2100	126
	ap = 0.5d ae = 1d		ap = 0.3d ae = 1d		ap = 0.5d ae = 1d		ap = 0.5d ae = 1d		ap = 0.5d ae = 1d	


G550 Seires EPSSC3, EPSSC4, EPSPC4

G450 Seires EPSSA3, EPSSA4, EPSHA4

Material	CARBON STEEL / CAST IRON		ALLOY STEEL SCM, SKT, SKD		PREHARDENED STEEL NAK80 CENA1		HARDENED STEEL SKD61, SKD11		STAINLESS STEEL SUS304 316	
Hardness	HB 180~250		HRC 25~35		HRC 35~45		HRC 40~55		-	
Vc	120 m/min		95 m/min		79 m/min		48 m/min		79 m/min	
Dia. (d)	RPM	Feed (mm/min)	RPM	Feed (mm/min)	RPM	Feed (mm/min)	RPM	Feed (mm/min)	RPM	Feed (mm/min)
3mm	12700	762	10000	600	8386	503	5095	305	8386	503
4mm	9550	764	7560	604	6290	503	3820	305	6290	503
6mm	6370	890	5040	705	4200	588	2548	356	4200	588
8mm	4770	668	3780	529	3140	440	1910	267	3140	440
10mm	3820	458	3020	362	2515	301	1528	183	2515	301
12mm	3180	380	2520	302	2100	252	1274	152	2100	252
	ap = 1d ae = 0.05d									


1. Use as highly rigid and accurate machine as possible.
2. If the rpm available is lower than the recommend condition, please reduce the feed rate to the same ratio.
3. Use long shank type please reduce the rpm and feed rate.
4. The Feed and RPM may be changed depending on the M/C conditions ,lubricating and cooling system.

G550 Seires EPSSH4, EPSSH6

Material	CARBON STEEL / CAST IRON		ALLOY STEEL SCM, SKT, SKD		PREHARDENED STEEL NAK80 CENA1		HARDENED STEEL SKD61, SKD11		STAINLESS STEEL SUS304 316	
Hardness	HB 180~250		HRC 25~35		HRC 35~45		HRC 40~55		-	
Vc	120 m/min		95 m/min		79 m/min		48 m/min		79 m/min	
Dia. (d)	RPM	Feed (mm/min)	RPM	Feed (mm/min)	RPM	Feed (mm/min)	RPM	Feed (mm/min)	RPM	Feed (mm/min)
3mm	12700	762	10000	600	8386	503	5095	305	7430	743
4mm	9550	764	7560	604	6290	503	3820	305	5570	577
6mm	6370	890	5040	705	4200	588	2548	356	3720	595
8mm	4770	668	3780	529	3140	440	1910	267	2780	556
10mm	3820	458	3020	362	2515	301	1528	183	2230	535
12mm	3180	380	2520	302	2100	252	1274	152	1860	484
	ap = 1.5d ae = 0.05d									


Solid Carbide Endmills

G550 Seires EPSCC4, EPSCCH4


Material	CARBON STEEL / CAST IRON		ALLOY STEEL SCM, SKT, SKD		PREHARDENED STEEL NAK80 CENA1		HARDENED STEEL SKD61, SKD11		STAINLESS STEEL SUS304 316	
Hardness	HB 180~250		HRC 25~35		HRC 35~45		HRC 40~55		-	
Vc	96 m/min		76 m/min		63 m/min		38 m/min		63 m/min	
Dia. (d)	RPM	Feed (mm/min)	RPM	Feed (mm/min)	RPM	Feed (mm/min)	RPM	Feed (mm/min)	RPM	Feed (mm/min)
3mm	10160	610	8000	480	6708	402	4076	244	6708	402
4mm	7640	610	6048	483	5032	402	3056	244	5032	402
6mm	5096	712	4032	564	3360	470	2038	285	3360	470
8mm	3816	534	3024	423	2512	352	1528	214	2512	352
10mm	3056	366	2416	290	2012	240	1222	146	2012	240
12mm	2544	304	2016	242	1680	202	1016	122	1680	202
	ap = 1d ae = 0.05d									

1. Use as highly rigid and accurate machine as possible.
2. If the rpm available is lower than the recommend condition, please reduce the feed rate to the same ratio.
3. Use long shank type please reduce the rpm and feed rate.
4. The Feed and RPM may be changed depending on the M/C conditions ,lubricating and cooling system.

G550 Seires EPSC_H6

Material	CARBON STEEL / CAST IRON		ALLOY STEEL SCM, SKT, SKD		PREHARDENED STEEL NAK80 CENA1		HARDENED STEEL SKD61, SKD11		STAINLESS STEEL SUS304 316	
Hardness	HB 180~250		HRC 25~35		HRC 35~45		HRC 40~55		-	
Vc	96 m/min		76 m/min		63 m/min		38 m/min		63 m/min	
Dia. (d)	RPM	Feed (mm/min)	RPM	Feed (mm/min)	RPM	Feed (mm/min)	RPM	Feed (mm/min)	RPM	Feed (mm/min)
3mm	10160	610	8000	480	67010	402	4076	244	5944	594
4mm	7640	611	6048	483	5032	402	3056	244	4456	462
6mm	5096	712	4032	564	3360	470	2040	285	2976	476
8mm	3816	534	3024	423	2512	352	1528	214	2224	445
10mm	3056	366	2416	290	2012	241	1220	146	1784	428
12mm	2544	304	2016	242	1680	202	1020	122	1488	387
	$ap = 1.5d$ $ae = 0.05d$									


G550 Seires EP_SL_C2

Material	CARBON STEEL / CAST IRON		ALLOY STEEL SCM, SKT, SKD		PREHARDENED STEEL NAK80 CENA1		HARDENED STEEL SKD61, SKD11		STAINLESS STEEL SUS304 316	
Hardness	HB 180~250		HRC 25~35		HRC 35~45		HRC 40~55		-	
Vc	102 m/min		80 m/min		67 m/min		40 m/min		67 m/min	
Dia. (d)	RPM	Feed (mm/min)	RPM	Feed (mm/min)	RPM	Feed (mm/min)	RPM	Feed (mm/min)	RPM	Feed (mm/min)
3mm	10800	323	8500	255	7128	213	4330	130	7128	213
4mm	8118	324	4626	256	5346	213	3247	130	5346	213
6mm	5414	378	4284	300	3570	250	2165	151	3570	250
8mm	4054	283	3210	224	2670	187	1624	113	2670	187
10mm	3248	195	2568	154	2138	127	1298	78	2138	127
12mm	2700	160	2142	128	1785	107	1082	65	1785	107
	$ap = 0.5d$ $ae = 1d$		$ap = 0.3d$ $ae = 1d$		$ap = 0.05d$ $ae = 1d$		$ap = 0.05d$ $ae = 1d$		$ap = 0.05d$ $ae = 1d$	


1. Use as highly rigid and accurate machine as possible.
2. If the rpm available is lower than the recommend condition, please reduce the feed rate to the same ratio.
3. Use long shank type please reduce the rpm and feed rate.
4. The Feed and RPM may be changed depending on the M/C conditions, lubricating and cooling system.

G550 Seires EPSLC4

G450 Seires EPSLA4

Material	CARBON STEEL / CAST IRON		ALLOY STEEL SCM, SKT, SKD		PREHARDENED STEEL NAK80 CENA1		HARDENED STEEL SKD61, SKD11		STAINLESS STEEL SUS304 316	
Hardness	HB 180~250		HRC 25~35		HRC 35~45		HRC 40~55		-	
Vc	102 m/min		80 m/min		67 m/min		40 m/min		67 m/min	
Dia. (d)	RPM	Feed (mm/min)	RPM	Feed (mm/min)	RPM	Feed (mm/min)	RPM	Feed (mm/min)	RPM	Feed (mm/min)
3mm	10800	647	8500	510	7128	427	4330	260	7128	427
4mm	8118	649	4626	513	5346	427	3247	260	5346	427
6mm	5414	756	4284	600	3570	500	2165	302	3570	500
8mm	4054	568	3210	450	2670	340	1624	226	2670	340
10mm	3248	389	2568	307	2138	255	1298	155	2138	255
12mm	2700	323	2142	256	1785	214	1082	129	1785	214
	$ap = 1d$ $ae = 0.05d$									

G550 Seires EPSRR4

Material	CARBON STEEL / CAST IRON		ALLOY STEEL SCM, SKT, SKD		PREHARDENED STEEL NAK80 CENA1		HARDENED STEEL SKD61, SKD11		STAINLESS STEEL SUS304 316	
Hardness	HB 180~250		HRC 25~35		HRC 35~45		HRC 40~55		-	
Vc	68 m/min		54 m/min		45 m/min		27 m/min		54 m/min	
Dia. (d)	RPM	Feed (mm/min)	RPM	Feed (mm/min)	RPM	Feed (mm/min)	RPM	Feed (mm/min)	RPM	Feed (mm/min)
6mm	3600	430	2880	295	2340	200	1440	85	2880	295
8mm	2700	430	2160	295	1800	200	1080	85	2160	295
10mm	2160	430	1710	295	1440	200	860	85	1710	295
12mm	1800	430	1440	295	1200	200	720	85	1440	295
	$ap = 1d$ $ae = 0.1d$		$ap = 1d$ $ae = 0.1d$		$ap = 1d$ $ae = 0.1d$		$ap = 1d$ $ae = 0.2d$		$ap = 1d$ $ae = 0.1d$	

1. Use as highly rigid and accurate machine as possible.
2. If the rpm available is lower than the recommend condition, please reduce the feed rate to the same ratio.
3. Use long shank type please reduce the rpm and feed rate.
4. The Feed and RPM may be changed depending on the M/C conditions, lubricating and cooling system.

Recommended Cutting Conditions 建議切削參數

G550 Seires EPSHC2, EPSHC4

Working Material	Cutting Application	ae (mm)	ap (mm)	Vc (m/min)	fz (mm/z)					
					1mm	2mm	3mm	4mm	5mm	6mm
Carbon steel (S45C, S50C)	Slot milling	1×d	≤ 0.5×d	50 ~ 90	0.007	0.013	0.018	0.024	0.030	0.036
	Side milling	≤ 0.3×d	≤ 0.3×d	55 ~ 100	0.007	0.013	0.018	0.024	0.030	0.036
Alloy steel & Tool steel (SCM, SKT, SKD)	Slot milling	1×d	≤ 0.5×d	40 ~ 70	0.006	0.012	0.017	0.022	0.028	0.033
	Side milling	≤ 0.3×d	≤ 0.3×d	40 ~ 80	0.006	0.012	0.017	0.022	0.028	0.033
Stainless steel (SUS304, SUS316)	Slot milling	1×d	≤ 0.5×d	30 ~ 40	0.006	0.011	0.015	0.020	0.025	0.030
	Side milling	≤ 0.3×d	≤ 0.3×d	40 ~ 60	0.006	0.011	0.015	0.020	0.025	0.030
Hardened steel & High temperature alloy	Slot milling	1×d	≤ 0.5×d	20 ~ 40	0.005	0.010	0.014	0.018	0.023	0.027
	Side milling	≤ 0.3×d	≤ 0.3×d	30 ~ 55	0.005	0.010	0.014	0.018	0.023	0.027

Slot milling

Side milling

G550 Seires EPSST2

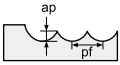
WORKING MATERIAL	ALLOY STEEL / TOOL STEEL		ALLOY STEEL / TOOL STEEL		ALLOY STEEL / TOOL STEEL		HARDENED STEEL		STAINLESS STEEL		CAST IRON	
CODE	45C,S50C,SCM		SCM,SKT,SKD		SCM,SKT,SKD		SKT, SKD		SUS 304		FC / FCD	
HARDNESS	HRC < 20		HRC 20~30		HRC 30~40		HRC 45~45		-		-	
Vc	88 m/min		71 m/min		59 m/min		35 m/min		71 m/min		103 m/min	
DIAMETER (d)	RPM	Feed (mm/min)	RPM	Feed (mm/min)	RPM	Feed (mm/min)	RPM	Feed (mm/min)	RPM	Feed (mm/min)	RPM	Feed (mm/min)
1mm	26,000	190	22,230	140	18,720	100	10,400	40	22,230	165	32,760	240
2mm	14,040	235	11,232	160	9,360	110	5,616	45	11,232	185	16,380	270
3mm	9,828	270	7,488	175	6,084	120	3,900	55	7,488	205	11,232	310
4mm	7,020	260	5,616	175	4,680	120	2,808	50	5,616	205	8,424	310
5mm	5,850	270	4,446	175	3,744	120	2,340	55	4,446	205	6,552	300
6mm	4,680	260	3,744	175	3,042	120	1,872	50	3,744	205	5,616	310
8mm	3,510	260	2,808	175	2,340	120	1,404	50	2,808	205	4,212	310
10mm	2,808	260	2,223	175	1,872	120	1,131	50	2,223	205	3,276	300

$\frac{ap}{\leq 0.05d}$	$\frac{ae}{1d}$	$\frac{ap}{0.1d}$	$\frac{ae}{1d}$
d < 3		d ≥ 3	

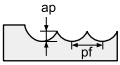
$\frac{ap}{\leq 0.25d}$	$\frac{ae}{1d}$	$\frac{ap}{0.5d}$	$\frac{ae}{1d}$
d < 3		d ≥ 3	

G550 Seires EPBSC2

G450 Seires EPBSA2

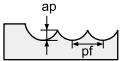
Material	CARBON STEEL / CAST IRON		ALLOY STEEL / TOOL STEEL SCM, SKT, SKD		PREHARDENED STEEL NAK80 CENA1		HARDENED STEEL SKD61, SKD11		STAINLESS STEEL SUS304 316	
Hardness	HB 180~250		HRC 25~35		HRC 35~45		HRC 40~55		-	
Vc	120 m/min		95 m/min		79 m/min		48 m/min		79 m/min	
Radius (R)	RPM	Feed (mm/min)	RPM	Feed (mm/min)	RPM	Feed (mm/min)	RPM	Feed (mm/min)	RPM	Feed (mm/min)
1R	37470	936	29660	740	24660	616	14990	374	24660	616
2R	18730	1120	14830	890	12330	740	7490	450	12330	740
3R	12490	936	9890	740	8220	616	4995	374	8220	616
4R	9366	750	7415	593	6170	494	3750	300	6170	494
5R	7490	636	5930	504	4930	420	3000	255	4930	420
6R	6244	560	4940	444	4110	370	2500	225	4110	370
	ap = 0.07d pf = 0.1d									

G550 Seires EPBSC4

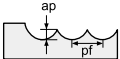
Material	CARBON STEEL / CAST IRON		ALLOY STEEL / TOOL STEEL SCM, SKT, SKD		PREHARDENED STEEL NAK80 CENA1		HARDENED STEEL SKD61, SKD11		STAINLESS STEEL SUS304 316	
Hardness	HB 180~250		HRC 25~35		HRC 35~45		HRC 40~55		-	
Vc	120 m/min		95 m/min		79 m/min		48 m/min		79 m/min	
Radius	RPM	Feed (mm/min)	RPM	Feed (mm/min)	RPM	Feed (mm/min)	RPM	Feed (mm/min)	RPM	Feed (mm/min)
1R	37470	936	29660	740	24660	616	14990	374	24660	616
2R	18730	1120	14830	890	12330	740	7490	450	12330	740
3R	12490	936	9890	740	8220	616	4995	374	8220	616
4R	9366	750	7415	593	6170	494	3750	300	6170	494
5R	7490	636	5930	504	4930	420	3000	255	4930	420
6R	6244	560	4940	444	4110	370	2500	225	4110	370
	ap = 0.07d pf = 0.1d									

1. Use as highly rigid and accurate machine as possible.
2. If the rpm available is lower than the recommend condition, please reduce the feed rate to the same ratio.
3. Use long shank type please reduce the rpm and feed rate.
4. The Feed and RPM may be changed depending on the M/C conditions ,lubricating and cooling system.

G550 Seires EPBLC2

Material	CARBON STEEL / CAST IRON		ALLOY STEEL / TOOL STEEL SCM, SKT, SKD		PREHARDENED STEEL NAK80 CENA1		HARDENED STEEL SKD61, SKD11		STAINLESS STEEL SUS304 316	
Hardness	HB 180~250		HRC 25~35		HRC 35~45		HRC 40~55		-	
Vc	102 m/min		80 m/min		67 m/min		40 m/min		67 m/min	
Radius (R)	RPM	Feed (mm/min)	RPM	Feed (mm/min)	RPM	Feed (mm/min)	RPM	Feed (mm/min)	RPM	Feed (mm/min)
1R	31850	796	25210	629	20960	524	12740	318	20960	524
2R	15920	952	12606	757	10480	629	6370	383	10480	629
3R	10620	796	8400	629	6990	524	4245.8	318	6990	524
4R	7960	638	6300	504	5244.5	420	3187.5	255	5244.5	420
5R	6370	540	5040	428	4190	357	2550	217	4190	357
6R	5308	476	4200	377	3495	315	2125	191	3495	315
		$ap = 0.07d$ $pf = 0.1d$								

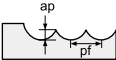
G550 Seires EPBLC4

Material	CARBON STEEL / CAST IRON		ALLOY STEEL / TOOL STEEL SCM, SKT, SKD		PREHARDENED STEEL NAK80 CENA1		HARDENED STEEL SKD61, SKD11		STAINLESS STEEL SUS304 316	
Hardness	HB 180~250		HRC 25~35		HRC 35~45		HRC 40~55		-	
Vc	102 m/min		80 m/min		67 m/min		40 m/min		67 m/min	
Radius (R)	RPM	Feed (mm/min)	RPM	Feed (mm/min)	RPM	Feed (mm/min)	RPM	Feed (mm/min)	RPM	Feed (mm/min)
1R	31850	796	25210	629	20960	524	12740	318	20960	524
2R	15920	952	12606	757	10480	629	6370	383	10480	629
3R	10620	796	8400	629	6990	524	4246	318	6990	524
4R	7960	638	6300	504	5245	420	3188	255	5245	420
5R	6370	540	5040	428	4190	357	2550	217	4190	357
6R	5308	476	4200	377	3495	315	2125	191	3495	315
		$ap = 0.07d$ $pf = 0.1d$								

1. Use as highly rigid and accurate machine as possible.
2. If the rpm available is lower than the recommend condition, please reduce the feed rate to the same ratio.
3. Use long shank type please reduce the rpm and feed rate.
4. The Feed and RPM may be changed depending on the M/C conditions, lubricating and cooling system.

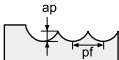
G550 Seires EPBHC2

Working Material	pf (mm)	ap (mm)	Vc (m/min)	fz (mm/z)					
				1mm	2mm	3mm	4mm	5mm	6mm
Carbon steel (S45C, S50C)	$\leq 0.3 \times d$	$\leq 0.1 \times d$	80 ~ 135	0.007	0.013	0.018	0.024	0.030	0.036
Alloy steel & Tool steel (SCM, SKT, SKD)	$\leq 0.3 \times d$	$\leq 0.1 \times d$	55 ~ 100	0.006	0.012	0.017	0.022	0.028	0.033
Stainless steel (SUS304, SUS316)	$\leq 0.3 \times d$	$\leq 0.1 \times d$	50 ~ 70	0.006	0.011	0.015	0.020	0.025	0.030
Hardened steel & High temperature alloy	$\leq 0.3 \times d$	$\leq 0.1 \times d$	40 ~ 70	0.005	0.010	0.014	0.018	0.023	0.027



G550 Seires EPBST2, EPBRT2


WORKING MATERIAL	ALLOY STEEL / TOOL STEEL		ALLOY STEEL / TOOL STEEL		ALLOY STEEL / TOOL STEEL		HARDENED STEEL		STAINLESS STEEL		CAST IRON	
CODE	45C,S50C,SCM		SCM,SKT,SKD		SCM,SKT,SKD		SKT, SKD		SUS 304		FC / FCD	
HARDNESS	HRC < 20		HRC 20~30		HRC 30~40		HRC 45~45		-		-	
Vc	94 m/min		71 m/min		34 m/min		38 m/min		71 m/min		94 m/min	
RADIUS (R)	R.P.M	FEED (mm/min)	R.P.M	FEED (mm/min)	R.P.M	FEED (mm/min)	R.P.M	FEED (mm/min)	R.P.M	FEED (mm/min)	R.P.M	FEED (mm/min)
1.0R	26,676	700	21,060	470	15,210	280	10,660	140	21,060	555	29,718	780
2.0R	14,976	875	11,232	560	8,190	335	5,980	175	11,232	655	14,976	875
3.0R	9,828	860	7,488	560	4,914	300	3,926	170	7,488	655	9,828	860



ap = 0.05d
pf = 0.1d


1. Use as highly rigid and accurate machine as possible.
2. If the rpm available is lower than the recommend condition, please reduce the feed rate to the same ratio.
3. Use long shank type please reduce the rpm and feed rate.
4. The Feed and RPM may be changed depending on the M/C conditions ,lubricating and cooling system.

G550 Seires EPCSC2

Material	CARBON STEEL / CAST IRON		ALLOY STEEL / TOOL STEEL SCM, SKT, SKD		PREHARDENED STEEL NAK80 CENA1		HARDENED STEEL SKD61, SKD11		STAINLESS STEEL SUS304 316	
Hardness	HB 180~250		HRC 25~35		HRC 35~45		HRC 40~55		-	
Vc	120 m/min		95 m/min		79 m/min		48 m/min		79 m/min	
Dia. (d)	RPM	Feed (mm/min)	RPM	Feed (mm/min)	RPM	Feed (mm/min)	RPM	Feed (mm/min)	RPM	Feed (mm/min)
3mm	12700	380	10000	300	8386	251	5095	152	8386	251
4mm	9550	382	7560	302	6290	251	3820	152	6290	251
6mm	6370	445	5040	352	4200	294	2548	178	4200	294
8mm	4770	333	3780	264	3140	220	1910	133	3140	220
10mm	3820	230	3020	181	2515	150	1528	92	2515	150
12mm	3180	190	2520	151	2100	126	1274	76	2100	126
	ap = 0.5d ae = 1d		ap = 0.3d ae = 1d		ap = 0.05d ae = 1d		ap = 0.05d ae = 1d		ap = 0.05d ae = 1d	


G550 Seires EPCSC4

G450 Seires EPCSA4


Material	CARBON STEEL / CAST IRON		ALLOY STEEL / TOOL STEEL SCM, SKT, SKD		PREHARDENED STEEL NAK80 CENA1		HARDENED STEEL SKD61, SKD11		STAINLESS STEEL SUS304 316	
Hardness	HB 180~250		HRC 25~35		HRC 35~45		HRC 40~55		-	
Vc	120 m/min		95 m/min		79 m/min		48 m/min		79 m/min	
Dia. (d)	RPM	Feed (mm/min)	RPM	Feed (mm/min)	RPM	Feed (mm/min)	RPM	Feed (mm/min)	RPM	Feed (mm/min)
3mm	12700	762	10000	600	8386	503	5095	305	8386	503
4mm	9550	764	7560	604	6290	503	3820	305	6290	503
6mm	6370	890	5040	705	4200	588	2548	356	4200	588
8mm	4770	668	3780	529	3140	440	1910	267	3140	440
10mm	3820	458	3020	362	2515	301	1528	183	2515	301
12mm	3180	380	2520	302	2100	252	1274	152	2100	252
	ap = 1d ae = 0.05d									

1. Use as highly rigid and accurate machine as possible.
2. If the rpm available is lower than the recommend condition, please reduce the feed rate to the same ratio.
3. Use long shank type please reduce the rpm and feed rate.
4. The Feed and RPM may be changed depending on the M/C conditions, lubricating and cooling system.

G550 Seires EPCSH4

Material	CARBON STEEL / CAST IRON		ALLOY STEEL / TOOL STEEL SCM, SKT, SKD		PREHARDENED STEEL NAK80 CENA1		HARDENED STEEL SKD61, SKD11		STAINLESS STEEL SUS304 316	
Hardness	HB 180~250		HRC 25~35		HRC 35~45		HRC 40~55		-	
Vc	120 m/min		95 m/min		79 m/min		48 m/min		79 m/min	
Dia. (d)	RPM	Feed (mm/min)	RPM	Feed (mm/min)	RPM	Feed (mm/min)	RPM	Feed (mm/min)	RPM	Feed (mm/min)
3mm	12700	762	10000	600	8386	503	5095	305	8386	503
4mm	9550	764	7560	604	6290	503	3820	305	6290	503
6mm	6370	890	5040	705	4200	588	2548	356	4200	588
8mm	4770	668	3780	529	3140	440	1910	267	3140	440
10mm	3820	458	3020	362	2515	301	1528	183	2515	301
12mm	3180	380	2520	302	2100	252	1274	152	2100	252
	$ap = 1d$ $ae = 0.05d$									

G550 Seires EPCLC4


Material	CARBON STEEL / CAST IRON		ALLOY STEEL / TOOL STEEL SCM, SKT, SKD		PREHARDENED STEEL NAK80 CENA1		HARDENED STEEL SKD61, SKD11		STAINLESS STEEL SUS304 316	
Hardness	HB 180~250		HRC 25~35		HRC 35~45		HRC 40~55		-	
Vc	102 m/min		80 m/min		67 m/min		40 m/min		67 m/min	
Dia	RPM	Feed (mm/min)	RPM	Feed (mm/min)	RPM	Feed (mm/min)	RPM	Feed (mm/min)	RPM	Feed (mm/min)
3mm	10800	647	8500	510	7128	427	4330	260	7128	427
4mm	8118	649	4626	513	5346	427	3247	260	5346	427
6mm	5414	756	4284	600	3570	500	2165	302	3570	500
8mm	4054	568	3210	450	2670	340	1624	226	2670	340
10mm	3248	389	2568	307	2138	255	1298	155	2138	255
12mm	2700	323	2142	256	1785	214	1082	129	1785	214
	$ap = 1d$ $ae = 0.05d$									

1. Use as highly rigid and accurate machine as possible.
2. If the rpm available is lower than the recommend condition, please reduce the feed rate to the same ratio.
3. Use long shank type please reduce the rpm and feed rate.
4. The Feed and RPM may be changed depending on the M/C conditions, lubricating and cooling system.


G550 Seires EPCHC2, EPCHC4

Working Material	Cutting Application	ae (mm)	ap (mm)	Vc (m/min)	fz (mm/z)					
					1mm	2mm	3mm	4mm	5mm	6mm
Carbon steel (S45C, S50C)	Slot milling	1×d	≤ 0.5×d	50 ~ 90	0.007	0.013	0.018	0.024	0.030	0.036
	Side milling	≤ 0.3×d	≤ 0.3×d	55 ~ 100	0.007	0.013	0.018	0.024	0.030	0.036
Alloy steel & Tool steel (SCM, SKT, SKD)	Slot milling	1×d	≤ 0.5×d	40 ~ 70	0.006	0.012	0.017	0.022	0.028	0.033
	Side milling	≤ 0.3×d	≤ 0.3×d	40 ~ 80	0.006	0.012	0.017	0.022	0.028	0.033
Stainless steel (SUS304, SUS316)	Slot milling	1×d	≤ 0.5×d	30 ~ 40	0.006	0.011	0.015	0.020	0.025	0.030
	Side milling	≤ 0.3×d	≤ 0.3×d	40 ~ 60	0.006	0.011	0.015	0.020	0.025	0.030
Hardened steel & High temperature alloy	Slot milling	1×d	≤ 0.5×d	20 ~ 40	0.005	0.010	0.014	0.018	0.023	0.027
	Side milling	≤ 0.3×d	≤ 0.3×d	30 ~ 55	0.005	0.010	0.014	0.018	0.023	0.027

Slot milling



Side milling



1. Use as highly rigid and accurate machine as possible.
2. If the rpm available is lower than the recommend condition, please reduce the feed rate to the same ratio.
3. Use long shank type please reduce the rpm and feed rate.
4. The Feed and RPM may be changed depending on the M/C conditions ,lubricating and cooling system.

G550 Seires EPSRC2

Material		Carbon Steels/Cast iron/Alloy Steels S50C/FC250/SCM/NAK		
Hardness		HRC 35~45		
Dia. (d)	EFF-L	RPM	Feed (mm/min)	ap (mm)
0.2mm	1	40000	400	0.001
	2	40000	200	0.005
0.3mm	1	40000	650	0.007
	2	40000	550	0.004
	3	40000	500	0.002
	4	30000	200	0.001
0.4mm	2	40000	800	0.007
	4	40000	800	0.003
	6	28000	350	0.001
	8	20000	200	0.001
	10	17000	150	0.001
0.5mm	4	40000	850	0.003
	6	40000	700	0.003
	8	30000	500	0.002
	12	20000	300	0.001
	14	14000	150	0.001
0.6mm	4	40000	950	0.010
	8	35000	500	0.004
	10	25000	450	0.003
	12	20000	300	0.002
	16	12000	150	0.001
0.7mm	4	40000	950	0.015
	8	30000	700	0.005
	12	9000	200	0.002
0.8mm	4	40000	1100	0.015
	8	40000	1000	0.010
	12	25000	400	0.030
	14	20000	300	0.020
0.9mm	6	40000	1300	0.020
	8	38000	1200	0.010
	10	35000	1000	0.010



1. Use as highly rigid and accurate machine as possible.
2. If the rpm available is lower than the recommend condition, please reduce the feed rate to the same ratio.
3. Use long shank type please reduce the rpm and feed rate.
4. The Feed and RPM may be changed depending on the M/C conditions ,lubricating and cooling system.

G550 Seires EPSRC2

Material		Carbon Steels/Cast iron/Alloy Steels S50C/FC250/SCM/NAK		
Hardness		HRC 35~45		
Dia. (d)	EFF-L	RPM	Feed (mm/min)	ap (mm)
1.0mm	6	40000	1600	0.040
	8	40000	1600	0.030
	10	38000	1300	0.025
	12	30000	1000	0.02
	16	23000	600	0.010
1.2mm	20	15000	400	0.005
	6	40000	1900	0.060
	10	35000	1500	0.040
	16	15000	500	0.020
1.4mm	20	6500	150	0.01
	6	40000	1900	0.060
	10	35000	1500	0.040
	16	15000	500	0.02
1.5mm	20	6500	150	0.01
	6	40000	2400	0.1
	10	30000	1800	0.05
	12	28000	1300	0.04
1.6mm	16	20000	800	0.02
	20	15000	600	0.02
	10	30000	1800	0.07
	14	25000	1500	0.05
1.8mm	18	20000	1000	0.04
	10	30000	1800	0.07
	14	25000	1500	0.05
2.0mm	18	20000	1000	0.04
	6	40000	2400	0.18
	10	30000	1800	0.1
	12	25000	1500	0.08
	16	20000	1000	0.06
	20	12000	800	0.05
	25	9000	600	0.04
30	8000	500	0.04	
	35	6500	300	0.02



1. Use as highly rigid and accurate machine as possible.
2. If the rpm available is lower than the recommend condition, please reduce the feed rate to the same ratio.
3. Use long shank type please reduce the rpm and feed rate.
4. The Feed and RPM may be changed depending on the M/C conditions ,lubricating and cooling system.

G550 Seires EPSRC2

Material		Carbon Steels/Cast iron/Alloy Steels S50C/FC250/SCM/NAK		
Hardness		HRC 35~45		
Dia. (d)	EFF-L	RPM	Feed (mm/min)	ap (mm)
2.5mm	8	25000	2500	0.2
	12	20000	2000	0.15
	16	18000	1700	0.1
	20	12000	1000	0.08
	25	10000	700	0.07
	30	9000	600	0.06
3.0mm	35	8500	500	0.05
	8	20000	2000	0.3
	12	20000	1500	0.18
	16	15000	1400	0.15
	20	10000	800	0.1
	25	8000	600	0.08
4.0mm	30	7000	450	0.06
	35	6000	300	0.05
	10	20000	3200	0.3
	16	13000	2500	0.25
	20	11000	2200	0.22
	25	8000	1500	0.15
5.0mm	30	6400	1200	0.12
	35	5000	700	0.08
	16	12000	2500	0.35
	20	10000	1200	0.3
6.0mm	25	8000	1000	0.25
	30	6000	900	0.2
	35	5100	750	0.15
8.0mm	20	10000	2000	0.4
	30	6000	1200	0.3
	20	3200	910	0.18
10.0mm	30	3000	800	0.15
	40	2600	600	0.12
	25	2900	890	0.20
12.0mm	35	2500	700	0.16
	45	2200	580	0.14
	30	2500	710	0.22
	40	2300	500	0.18
	50	1900	420	0.16



1. Use as highly rigid and accurate machine as possible.
2. If the rpm available is lower than the recommend condition, please reduce the feed rate to the same ratio.
3. Use long shank type please reduce the rpm and feed rate.
4. The Feed and RPM may be changed depending on the M/C conditions ,lubricating and cooling system.

G550 Seires EPSRC4

Material		Carbon Steels/Cast iron/Alloy Steels S50C/FC250/SCM/NAK		
Hardness		HRC 35~45		
Dia. (d)	EFF-L	RPM	Feed (mm/min)	ap (mm)
1.0mm	4	40000	3000	0.040
	8	36000	2400	0.030
	10	30000	1500	0.025
	12	20000	1000	0.020
	16	10000	500	0.005
1.5mm	6	40000	3200	0.060
	10	35000	2500	0.050
	12	32000	2400	0.050
	16	16000	1100	0.030
	20	10000	600	0.010
	25	9000	500	0.009
2.0mm	6	40000	4000	0.100
	10	35000	3500	0.080
	12	32000	3200	0.070
	16	24000	2400	0.050
	20	12000	1200	0.030
	25	10000	800	0.020
	30	5000	500	0.010
2.5mm	10	32000	4000	0.200
	12	28000	2500	0.120
	16	23000	1800	0.100
	20	20000	1500	0.060
	25	9000	1100	0.040
	30	2500	300	0.005
3.0mm	10	25000	3600	0.400
	12	23000	3000	0.300
	16	18000	2500	0.200
	20	15000	2000	0.150
	25	12000	1700	0.100
	30	7000	800	0.050
	35	5000	300	0.030



1. Use as highly rigid and accurate machine as possible.
2. If the rpm available is lower than the recommend condition, please reduce the feed rate to the same ratio.
3. Use long shank type please reduce the rpm and feed rate.
4. The Feed and RPM may be changed depending on the M/C conditions ,lubricating and cooling system.

G550 Seires EPSRC4

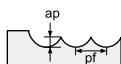
Material		Carbon Steels/Cast iron/Alloy Steels S50C/FC250/SCM/NAK		
Hardness		HRC 35~45		
Dia. (d)	EFF-L	RPM	Feed (mm/min)	ap (mm)
4mm	10	20000	3200	1.200
	12	18000	3000	1.000
	16	15000	2500	1.000
	20	12000	2000	0.500
	25	10000	1800	0.400
5mm	30	8000	1300	0.200
	20	12000	2300	1.000
	25	9500	1800	0.500
6mm	30	6400	1200	0.200
	20	11000	2200	1.200
8mm	30	8000	1600	0.600
	20	8000	1600	1.000
	30	4000	800	0.500
10mm	40	4000	800	0.500
	25	6400	1300	1.000
	35	3200	640	0.600
12mm	45	3200	640	0.600
	30	6000	1200	2.000
	40	3200	640	0.600
	50	3200	640	0.600



1. Use as highly rigid and accurate machine as possible.
2. If the rpm available is lower than the recommend condition, please reduce the feed rate to the same ratio.
3. Use long shank type please reduce the rpm and feed rate.
4. The Feed and RPM may be changed depending on the M/C conditions ,lubricating and cooling system.

G550 Seires EPBRC2

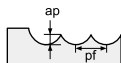
Material		PREHARDENED STEELS NAK80 CENA1				HARDENED STEELS SKD61,SKD11				Copper			
Hardness		HRC 35~45				HRC 40~55				-			
Radius (R)	EFF-L	RPM	Feed (mm/min)	ap (mm)	pf (mm)	RPM	Feed (mm/min)	ap (mm)	pf (mm)	RPM	Feed (mm/min)	ap (mm)	pf (mm)
0.15R	1.5	48000	480	0.010	0.010	41000	370	0.009	0.010	54000	640	0.014	0.015
	2	43000	370	0.008	0.008	37000	270	0.008	0.008	49000	530	0.011	0.011
	3	38000	320	0.007	0.006	32000	240	0.006	0.006	43000	460	0.009	0.010
	4	28000	200	0.003	0.004	24000	160	0.003	0.004	37000	300	0.004	0.006
	5	26000	125	0.001	0.003	18000	110	0.002	0.003	31000	200	0.002	0.004
0.2R	2	48000	590	0.018	0.024	37000	400	0.015	0.020	54000	790	0.022	0.036
	4	38000	400	0.009	0.012	30000	270	0.009	0.012	50000	640	0.012	0.018
	6	29000	260	0.005	0.006	26000	200	0.004	0.006	37000	360	0.006	0.010
	8	27000	170	0.003	0.003	23000	150	0.002	0.003	27000	200	0.003	0.006
0.25R	2	42000	750	0.022	0.036	32000	500	0.018	0.036	57000	1250	0.028	0.054
	4	38000	580	0.017	0.024	31000	400	0.014	0.024	55000	1010	0.021	0.036
	6	28000	400	0.008	0.012	27000	330	0.005	0.012	36000	610	0.009	0.018
	10	28000	400	0.008	0.012	27000	330	0.005	0.012	36000	460	0.009	0.018
0.3R	2	37000	770	0.027	0.144	37000	770	0.027	0.096	57000	1540	0.034	0.144
	4	35000	600	0.020	0.108	35000	600	0.020	0.072	54000	1130	0.026	0.108
	6	28000	460	0.016	0.072	28000	460	0.016	0.048	46000	960	0.019	0.072
	8	24000	400	0.009	0.054	24000	400	0.009	0.036	30000	570	0.010	0.054
	10	24000	330	0.006	0.036	24000	330	0.006	0.024	30000	490	0.007	0.036
	12	24000	330	0.006	0.036	24000	330	0.006	0.024	30000	490	0.007	0.036
0.35R	4	33000	600	0.035	0.042	26500	410	0.029	0.096	54500	1500	0.045	0.063
	8	12215	420	0.020	0.048	22500	355	0.012	0.048	32000	800	0.019	0.072
	10	22500	380	0.014	0.042	21500	330	0.011	0.042	26500	540	0.017	0.063
	12	21500	380	0.012	0.032	21500	320	0.010	0.042	23000	420	0.017	0.063
0.4R	4	31000	600	0.050	0.012	27000	440	0.041	0.120	55000	1860	0.063	0.018
	8	21000	430	0.021	0.060	22000	390	0.018	0.060	34000	1040	0.027	0.090
	12	19000	430	0.018	0.040	20000	350	0.016	0.060	16000	350	0.027	0.090
	16	16000	430	0.013	0.018	20000	310	0.014	0.060	7600	115	0.027	0.090
0.45R	4	32000	685	0.054	0.130	24500	460	0.043	0.180	50500	1900	0.067	0.190
0.5R	4	32000	770	0.057	0.240	22000	480	0.045	0.240	46000	2000	0.071	0.360
	6	26000	760	0.055	0.120	17600	480	0.009	0.120	39000	1500	0.071	0.180
	8	26000	760	0.034	0.120	17600	480	0.027	0.120	39000	1500	0.043	0.180
	12	17600	530	0.024	0.060	16500	420	0.018	0.060	18700	660	0.027	0.090
	16	15400	440	0.018	0.060	14300	360	0.014	0.060	18700	640	0.022	0.090
	22	14300	360	0.013	0.036	13200	300	0.009	0.036	18700	540	0.017	0.054



1. Use as highly rigid and accurate machine as possible.
2. If the rpm available is lower than the recommend condition, please reduce the feed rate to the same ratio.
3. Use long shank type please reduce the rpm and feed rate.
4. The Feed and RPM may be changed depending on the M/C conditions ,lubricating and cooling system.

G550 Seires EPBRC2

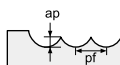
Material		PREHARDENED STEELS NAK80 CENA1				HARDENED STEELS SKD61,SKD11				Copper			
Hardness		HRC 35~45				HRC 40~55				-			
Radius	EFF-L	RPM	Feed (mm/min)	ap (mm)	pf (mm)	RPM	Feed (mm/min)	ap (mm)	pf (mm)	RPM	Feed (mm/min)	ap (mm)	pf (mm)
0.6R	6	26000	770	0.068	0.240	18200	480	0.054	0.240	38000	2000	0.085	0.360
	10	16400	530	0.027	0.120	15100	420	0.022	0.120	24000	1080	0.036	0.180
	12	15300	530	0.027	0.120	14100	420	0.022	0.120	24000	1080	0.036	0.180
	16	13100	460	0.019	0.096	11900	380	0.016	0.096	15400	580	0.024	0.144
	20	12100	380	0.013	0.060	11000	320	0.009	0.096	15400	580	0.017	0.090
0.7R	24	11100	320	0.009	0.040	9800	290	0.070	0.040	15400	580	0.010	0.060
	6	17600	680	0.076	0.180	13600	440	0.063	0.180	28000	1470	0.099	0.270
	8	17600	680	0.079	0.180	13600	440	0.063	0.180	28000	1470	0.099	0.270
	12	13800	530	0.033	0.180	13600	420	0.027	0.180	19800	1080	0.042	0.270
0.75R	16	13100	480	0.027	0.120	11900	390	0.021	0.120	13200	620	0.033	0.180
	4	21000	1060	0.137	0.216	14800	660	0.110	0.216	30000	2200	0.171	0.324
	8	16300	700	0.084	0.180	12100	450	0.069	0.180	26000	1500	0.106	0.270
	12	16300	700	0.084	0.180	12100	450	0.069	0.180	26000	1500	0.106	0.270
	16	12400	480	0.027	0.120	11600	390	0.022	0.120	12100	620	0.036	0.180
	20	12400	480	0.016	0.060	11600	390	0.012	0.060	12100	620	0.019	0.090
	25	12400	440	0.016	0.060	11000	390	0.012	0.060	11000	500	0.019	0.090
0.8R	30	10900	400	0.016	0.060	11000	390	0.012	0.060	10700	450	0.019	0.090
	8	18900	940	0.126	0.216	13800	580	0.102	0.216	26000	1970	0.157	0.324
	12	15100	700	0.09	0.120	11500	440	0.072	0.120	25000	1490	0.112	0.180
	16	12300	530	0.036	0.096	11400	440	0.030	0.096	17600	110	0.046	0.144
0.9R	20	11500	480	0.030	0.060	10900	400	0.024	0.060	11000	630	0.036	0.090
	6	18400	1200	0.185	0.320	18400	738	0.150	0.320	32000	2600	0.230	0.021
	12	13800	700	0.094	0.180	10300	440	0.077	0.180	21000	1480	0.120	0.270
	16	10800	530	0.039	0.120	9900	420	0.031	0.120	15400	1080	0.048	0.180
1.0R	20	10200	480	0.031	0.060	9700	400	0.025	0.060	10500	630	0.039	0.090
	6	18500	1260	0.185	0.360	13200	960	0.150	0.360	22000	2140	0.232	0.540
	10	18500	1120	0.147	0.240	13200	870	0.120	0.240	22000	1920	0.185	0.360
	12	16000	990	0.133	0.240	11700	780	0.107	0.240	18700	1470	0.166	0.360
	16	16000	990	0.118	0.240	11700	780	0.090	0.240	18700	1470	0.148	0.360
	18	14700	580	0.074	0.120	11600	580	0.061	0.120	14300	1070	0.093	0.180
	20	14700	580	0.074	0.120	11600	580	0.061	0.120	14300	1070	0.093	0.180
25	10600	450	0.058	0.120	10200	450	0.045	0.120	9500	630	0.074	0.180	



1. Use as highly rigid and accurate machine as possible.
2. If the rpm available is lower than the recommend condition, please reduce the feed rate to the same ratio.
3. Use long shank type please reduce the rpm and feed rate.
4. The Feed and RPM may be changed depending on the M/C conditions ,lubricating and cooling system.

G550 Seires EPBRC2

Material		PREHARDENED STEELS NAK80 CENA1				HARDENED STEELS SKD61,SKD11				Copper			
Hardness		HRC 35~45				HRC 40~55				-			
Radius	EFF-L	RPM	Feed (mm/min)	ap (mm)	pf (mm)	RPM	Feed (mm/min)	ap (mm)	pf (mm)	RPM	Feed (mm/min)	ap (mm)	pf (mm)
1.25R	8	14500	1400	0.185	0.240	9700	1080	0.150	0.240	18400	2400	0.232	0.360
	10	14500	1400	0.185	0.240	9700	1080	0.150	0.240	18400	2400	0.232	0.360
	16	13500	1230	0.166	0.240	8400	980	0.135	0.240	16100	1810	0.208	0.360
	20	10200	950	0.093	0.120	8400	980	0.074	0.120	11500	1330	0.116	0.180
	25	8400	540	0.074	0.120	8400	560	0.061	0.120	6900	770	0.093	0.180
	30	8400	540	0.033	0.060	8400	560	0.026	0.060	6900	770	0.040	0.090
1.5R	8	12900	1680	0.222	0.360	9200	1300	0.180	0.360	15000	2890	0.278	0.540
	12	12900	1510	0.222	0.360	9200	1170	0.180	0.360	15000	2600	0.278	0.540
	16	11300	1330	0.166	0.360	8100	1040	0.135	0.360	12700	1970	0.029	0.504
	20	11300	1330	0.166	0.360	8100	1040	0.135	0.360	12700	1970	0.029	0.504
	25	8800	1040	0.111	0.180	8100	1040	0.090	0.180	10100	1450	0.139	0.270
	30	8800	780	0.111	0.180	8100	780	0.090	0.180	10100	1450	0.139	0.270
	35	7900	62	0.055	0.180	7500	650	0.045	0.180	6600	840	0.073	0.270
2.0R	8	9700	1560	0.297	0.600	6800	1210	0.241	0.600	11500	2710	0.370	0.900
	12	9700	1560	0.297	0.600	6800	1210	0.241	0.600	11500	2710	0.390	0.900
	16	9700	1560	0.297	0.600	6800	1210	0.241	0.600	11500	2710	0.390	0.900
	20	9700	1560	0.297	0.600	6800	1210	0.241	0.600	11500	2710	0.390	0.900
	25	8400	1250	0.223	0.360	6000	980	0.180	0.36	10300	1850	0.279	0.540
	30	8400	1250	0.223	0.360	6000	980	0.180	0.361	10300	1850	0.279	0.540
	35	6600	950	0.148	0.360	6000	700	0.120	0.360	7500	1360	0.185	0.540
2.5R	15	7800	1350	0.324	0.800	5600	1050	0.252	0.800	9600	2590	0.406	0.900
	20	7800	1240	0.324	0.600	5600	950	0.252	0.600	9600	2100	0.406	0.900
	25	7800	1240	0.324	0.600	5600	950	0.252	0.600	9600	2100	0.406	0.900
	30	7800	760	0.243	0.600	4800	600	0.197	0.600	8200	1320	0.305	0.900
3.0R	15	7400	1670	0.443	1.200	5200	1300	0.360	1.200	8000	2530	0.555	1.800
4.0R	25	7200	1200	0.5	1.000	5200	920	0.350	1.000	9000	2400	0.600	1.500
5.0R	30	6800	720	0.23	0.600	4600	570	0.190	0.570	7800	1300	0.300	0.900
6.0R	30	6350	684	0.210	0.570	4370	541.5	0.181	0.550	7410	1235	0.285	0.855



1. Use as highly rigid and accurate machine as possible.
2. If the rpm available is lower than the recommend condition, please reduce the feed rate to the same ratio.
3. Use long shank type please reduce the rpm and feed rate.
4. The Feed and RPM may be changed depending on the M/C conditions ,lubricating and cooling system.

G550 Seires EPCRC2

Material	CARBON STEEL / ALLOY STEEL SCM, SNCM, S45		ALLOY STEEL / TOOL STEEL SCM, SKT, SKD		PREHARDENED STEEL NAK80 CENA1	
	~HRC 35		HRC 35~45		HRC 45~55	
Hardness	~HRC 35		HRC 35~45		HRC 45~55	
Dia. (d)	RPM	Feed (mm/min)	RPM	Feed (mm/min)	RPM	Feed (mm/min)
1.0mm	33100	280	21600	120	13200	70
1.2mm	30000	300	18000	125	12000	70
1.5mm	26400	300	16200	130	10200	70
2.0mm	21600	310	13800	140	8640	80
2.5mm	18000	320	11400	150	7320	80
3.0mm	15900	330	10300	160	6300	80
4.0mm	12800	400	8200	200	5150	95
5.0mm	11000	500	7000	240	4560	120
6.0mm	9500	600	6000	300	3930	140
8.0mm	7200	640	4550	300	3020	140
10.0mm	6000	640	4000	300	2420	140
12.0mm	5000	500	3340	270	2000	120

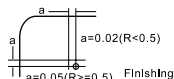
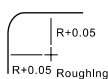
G550 Seires EPCRC4

Material	CARBON STEEL / ALLOY STEEL SCM, SNCM, S45		ALLOY STEEL / TOOL STEEL SCM, SKT, SKD		PREHARDENED STEEL NAK80 CENA1	
	~HRC 35		HRC 35~45		HRC 45~55	
Hardness	~HRC 35		HRC 35~45		HRC 45~55	
Dia. (d)	RPM	Feed (mm/min)	RPM	Feed (mm/min)	RPM	Feed (mm/min)
2mm	21600	380	13800	280	8640	150
2.5mm	18000	390	11400	300	7320	150
3mm	15900	400	10300	310	6300	150
4mm	12800	500	8200	360	5150	160
5mm	11000	510	7000	430	4560	200
6mm	9500	510	6000	430	3930	200
8mm	7200	550	4550	430	3020	200
10mm	6000	550	4000	430	2420	200
12mm	5000	430	3340	380	2000	160

1. Use as highly rigid and accurate machine as possible.
2. If the rpm available is lower than the recommend condition, please reduce the feed rate to the same ratio.
3. Use long shank type please reduce the rpm and feed rate.
4. The Feed and RPM may be changed depending on the M/C conditions, lubricating and cooling system.

G550 Seires EPISA2, EPISA4

WORKING MATERIAL	CARBON STEEL			ALLOY STEEL / TOOL STEEL			HARDENED STEEL		
CODE	S50C			SCM, SKD			SKT, SKD		
HARDNESS	HRC < 20			HRC 30 ~ 40			HRC 40~50		
Vc	30~40 m/min			20~30 m/min			15~25 m/min		
DIAMETER (d)	R.P.M	ROUGHING FEED (mm/min)	FINISHING FEED (mm/min)	R.P.M	ROUGHING FEED (mm/min)	FINISHING FEED (mm/min)	R.P.M	ROUGHING FEED (mm/min)	FINISHING FEED (mm/min)
0.50R	8,800	50	80	6,400	40	55	5,100	30	50
0.75R	7,200	50	80	5,100	40	55	4,100	30	50
1.00R	5,000	50	80	3,500	40	55	3,400	30	50
1.25R	4,300	50	80	3,100	40	55	2,900	30	50
1.50R	3,000	50	80	2,200	40	55	2,600	30	50
2.00R	2,600	50	80	1,900	40	55	2,200	30	50
2.50R	2,200	50	80	1,800	40	55	2,000	30	50
3.00R	2,000	50	80	1,600	40	55	1,700	30	50
4.00R	1,500	50	80	1,200	40	55	1,300	30	50
5.00R	1,300	50	80	960	40	55	1,000	30	50
6.00R	1,200	50	80	880	40	55	900	30	50




- Divide the cutting depth into several time paths.
- Use cutting fluid.

1. Use as highly rigid and accurate machine as possible.
2. If the rpm available is lower than the recommend condition, please reduce the feed rate to the same ratio.
3. Use long shank type please reduce the rpm and feed rate.
4. The Feed and RPM may be changed depending on the M/C conditions ,lubricating and cooling system.

G550 Seires EPFSA4, EPFSA5, EPFSA6

Material	Carbon Steel / Alloy Steel / Cast iron					Alloy Steel / Tool Steel / Pre-Hardened Steel (SCM, SKT, SKD)					Stainless Steel (SUS304, SUS316)				Hardened Steel					
Hardness	HRC < 30					HRC 30 ~ 40					-				HRC 40 ~ 55					
Vc	80 ~ 230 m/min					60 ~ 180 m/min					45 ~ 140 m/min				25 ~ 30 m/min					
Dia. (d)	fz (mm)	α = 60°		α = 90°		fz (mm)	α = 60°		α = 90°		fz (mm)	α = 60°		α = 90°		fz (mm)	α = 60°		α = 90°	
		ap (mm)	ae (mm)	ap (mm)	ae (mm)		ap (mm)	ae (mm)	ap (mm)	ae (mm)		ap (mm)	ae (mm)	ap (mm)	ae (mm)		ap (mm)	ae (mm)	ap (mm)	ae (mm)
4mm	0.04	0.30	0.2	0.2	0.2	0.04	0.30	0.2	0.2	0.2	0.04	0.30	0.2	0.2	0.2	0.04	0.30	0.2	0.2	0.2
6mm	0.04	0.45	0.3	0.3	0.3	0.04	0.45	0.3	0.3	0.3	0.04	0.45	0.3	0.3	0.3	0.04	0.45	0.3	0.3	0.3
8mm	0.05	0.60	0.4	0.4	0.4	0.05	0.60	0.4	0.4	0.4	0.05	0.60	0.4	0.4	0.4	0.05	0.60	0.4	0.4	0.4
10mm	0.06	0.75	0.5	0.5	0.5	0.06	0.75	0.5	0.5	0.5	0.06	0.75	0.5	0.5	0.5	0.06	0.75	0.5	0.5	0.5
12mm	0.07	0.90	0.6	0.6	0.6	0.07	0.90	0.6	0.6	0.6	0.07	0.90	0.6	0.6	0.6	0.07	0.90	0.6	0.6	0.6




※ Effective Cutter Diameter = (d + d1)/2
 For machining on two sides, Feed rate reduce 20~30%.
 For vertical plunging, Feed rate reduce 30~40%.


Solid Carbide Endmills

G550 Seires EPFSC2


Working Material	Normal Steel (S45C)			Alloy Steel / Tool Steel (SCM, SKT, SKD)			Stainless Steel (SUS304)			Aluminum Alloy		
Hardness	HRC < 20			HRC < 30~40			-			-		
Vc	60 m/min			50 m/min			40 m/min			100 m/min		
Dia. (d)	RPM	Feed (mm/min)		RPM	Feed (mm/min)		RPM	Feed (mm/min)		RPM	Feed (mm/min)	
		Vertical	Horizontal		Vertical	Horizontal		Vertical	Horizontal		Vertical	Horizontal
3 mm	6400	25	50	5300	20	40	4200	20	40	10600	40	80
4 mm	4800	25	55	4000	20	45	3200	20	45	8000	40	85
6 mm	3200	25	60	2650	20	50	2100	20	50	5300	40	90
8 mm	2400	25	65	2000	20	55	1600	20	55	4000	40	110
10 mm	1900	25	70	1600	20	60	1300	20	60	3200	40	110
12 mm	1600	25	70	1350	20	60	1050	20	60	2700	40	120



H65X Seires EHSSH2, EHSSH4

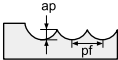
Material	PREHARDENED STEELS NAK80 CENA1		HARDENED STEELS SKD61,SKD11		Hardened Steel SKD11,SKH51	
Hardness	HRC 35~45		HRC 40~55		HRC 55~65	
Vc	145 m/min		125 m/min		105 m/min	
DIAMETER (d)	RPM	Feed (mm/min)	RPM	Feed (mm/min)	RPM	Feed (mm/min)
3mm	15390	1415	13270	1220	11150	1025
4mm	11550	1386	9950	1194	8360	1003
6mm	7700	1232	6630	1060	5570	891
8mm	5770	923	4980	796	4180	668
10mm	4620	924	3980	796	3345	669
12mm	3850	770	3320	664	2790	558
 <p style="text-align: center;">ap = 1d ae = 0.05d</p>						

H65X Seires EHSLH4

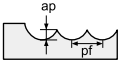
Material	PREHARDENED STEELS NAK80 CENA1		HARDENED STEELS SKD61,SKD11		Hardened Steel SKD11,SKH51	
Hardness	HRC 35~45		HRC 40~55		HRC 55~65	
Vc	123 m/min		106 m/min		89 m/min	
DIAMETER (d)	RPM	Feed (mm/min)	RPM	Feed (mm/min)	RPM	Feed (mm/min)
3mm	13080	1200	11280	1038	9480	871
4mm	9820	1178	8460	1015	7100	852
6mm	6545	1050	5635	900	4740	757
8mm	4905	785	4235	676	3555	568
10mm	3927	785	3385	676	2845	568
12mm	3270	655	2820	564	2370	474
 <p style="text-align: center;">ap = 1d ae = 0.05d</p>						

1. Use as highly rigid and accurate machine as possible.
2. If the rpm available is lower than the recommend condition, please reduce the feed rate to the same ratio.
3. Use long shank type please reduce the rpm and feed rate.
4. The Feed and RPM may be changed depending on the M/C conditions ,lubricating and cooling system.

H65X Seires EHBSH2

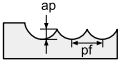
Material	PREHARDENED STEELS NAK80 CENA1		HARDENED STEELS SKD61,SKD11		Hardened Steel SKD11,SKH51	
Hardness	HRC 35~45		HRC 40~55		HRC 55~65	
Vc	145 m/min		125 m/min		105 m/min	
Radius (R)	RPM	Feed (mm/min)	RPM	Feed (mm/min)	RPM	Feed (mm/min)
1R	45270	1130	39030	975	32780	820
2R	22636	1358	19500	1170	16400	984
3R	15090	1130	13000	975	10930	820
4R	11320	905	9750	780	8195	655
5R	9055	770	7800	663	6555	557
6R	7545	680	6500	585	5460	491
	$ap = 0.07d$ $pf = 0.1d$					

H65X Seires EHBLH2

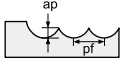
Material	PREHARDENED STEELS NAK80 CENA1		HARDENED STEELS SKD61,SKD11		Hardened Steel SKD11,SKH51	
Hardness	HRC 35~45		HRC 40~55		HRC 55~65	
Vc	145 m/min		125 m/min		105 m/min	
Radius (R)	RPM	Feed (mm/min)	RPM	Feed (mm/min)	RPM	Feed (mm/min)
1R	36200	904	31200	780	26200	656
2R	18100	1086	15600	930	13120	787
3R	12050	904	10400	780	8750	656
4R	9050	724	7800	624	6550	524
5R	7250	616	6250	530	5250	446
6R	6036	544	5200	468	4370	393
	$ap = 0.07d$ $pf = 0.1d$					

1. Use as highly rigid and accurate machine as possible.
2. If the rpm available is lower than the recommend condition, please reduce the feed rate to the same ratio.
3. Use long shank type please reduce the rpm and feed rate.
4. The Feed and RPM may be changed depending on the M/C conditions ,lubricating and cooling system.

H65X Seires EHBUH2


Material	PREHARDENED STEELS NAK80 CENA1		HARDENED STEELS SKD61,SKD11		Hardened Steel SKD11,SKH51	
Hardness	HRC 35~45		HRC 40~55		HRC 55~65	
Vc	145 m/min		125 m/min		105 m/min	
Radius (R)	RPM	Feed (mm/min)	RPM	Feed (mm/min)	RPM	Feed (mm/min)
1R	45270	1130	39030	975	32780	820
2R	22636	1358	19500	1170	16400	984
3R	15090	1130	13000	975	10930	820
4R	11320	905	9750	780	8195	655
5R	9055	770	7800	663	6555	557
6R	7545	680	6500	585	5460	491
	$ap = 0.07d$ $pf = 0.1d$					

H65X Seires EHBRT2


WORKING MATERIAL	HARDENED STEEL		HARDENED STEEL		HARDENED STEEL	
CODE	SKT, SKD		SKT, SKD		SKT, SKD	
HARDNESS	HRC 35~45		HRC 45~55		HRC 55~60	
Vc	260 m/min		195 m/min		130 m/min	
Radius (R)	RPM	Feed (mm/min)	RPM	Feed (mm/min)	RPM	Feed (mm/min)
1.0R	41,600	1,920	31,200	1,440	20,800	960
2.0R	20,800	1,920	15,600	1,440	10,335	955
3.0R	13,650	1,890	10,335	1,430	6,890	955
4.0R	10,335	1,910	7,735	1,430	5,200	960
5.0R	8,255	1,905	6,240	1,440	4,160	960
6.0R	6,890	1,910	5,200	1,440	3,445	955
8.0R	5,200	1,920	3,900	1,440	2,600	960
10.0R	4,160	1,920	3,120	1,440	2,080	960
	$ap = 0.05d$ $pf = 0.1d$					

1. Use as highly rigid and accurate machine as possible.
2. If the rpm available is lower than the recommend condition, please reduce the feed rate to the same ratio.
3. Use long shank type please reduce the rpm and feed rate.
4. The Feed and RPM may be changed depending on the M/C conditions, lubricating and cooling system.

H65X Seires EHCSH4


Material	PREHARDENED STEELS NAK80 CENA1		HARDENED STEELS SKD61,SKD11		Hardened Steel SKD11,SKH51	
Hardness	HRC 35~45		HRC 40~55		HRC 55~65	
Vc	145 m/min		125 m/min		105 m/min	
DIAMETER (d)	RPM	Feed (mm/min)	RPM	Feed (mm/min)	RPM	Feed (mm/min)
3mm	15390	1415	13270	1220	11150	1025
4mm	11550	1386	9950	1194	8360	1003
6mm	7700	1232	6630	1060	5570	891
8mm	5770	923	4980	796	4180	668
10mm	4620	924	3980	796	3345	669
12mm	3850	770	3320	664	2790	558
	$ap = 1d$ $ae = 0.05d$					

H65X Seires EHCLH4


Material	PREHARDENED STEELS NAK80 CENA1		HARDENED STEELS SKD61,SKD11		Hardened Steel SKD11,SKH51	
Hardness	HRC 35~45		HRC 40~55		HRC 55~65	
Vc	123 m/min		106 m/min		89 m/min	
DIAMETER (d)	RPM	Feed (mm/min)	RPM	Feed (mm/min)	RPM	Feed (mm/min)
3mm	13080	1200	11280	1038	9480	871
4mm	9820	1178	8460	1015	7100	852
6mm	6545	1050	5635	900	4740	757
8mm	4905	785	4235	676	3555	568
10mm	3927	785	3385	676	2845	568
12mm	3270	655	2820	564	2370	474
	$ap = 1d$ $ae = 0.05d$					

1. Use as highly rigid and accurate machine as possible.
2. If the rpm available is lower than the recommend condition, please reduce the feed rate to the same ratio.
3. Use long shank type please reduce the rpm and feed rate.
4. The Feed and RPM may be changed depending on the M/C conditions ,lubricating and cooling system.

H65X Seires EHCUH4

Material	PREHARDENED STEELS NAK80 CENA1		HARDENED STEELS SKD61,SKD11		Hardened Steel SKD11,SKH51	
Hardness	HRC 35~45		HRC 40~55		HRC 55~65	
Vc	123 m/min		106 m/min		89 m/min	
DIAMETER (d)	RPM	Feed (mm/min)	RPM	Feed (mm/min)	RPM	Feed (mm/min)
3mm	15390	1415	13270	1220	11150	1025
4mm	11550	1386	9950	1194	8360	1003
6mm	7700	1232	6630	1060	5570	891
8mm	5770	923	4980	796	4180	668
10mm	4620	924	3980	796	3345	669
12mm	3850	770	3320	664	2790	558
	$ap = 1d$ $ae = 0.05d$					

H65X Seires EHWSA4, EHWSA6

Working Material	Carbon / Alloy steel (< HRC 30)		Carbon / Alloy steel (HRC 35~45)		Stainless steel / Hardened steel (HRC 40~55)		High temperature alloy / Hardened steel (HRC 55~62)									
Vc	150 m/min		135 m/min		120 m/min		80 m/min									
Diameter (d)	RPM	fz (mm/z)	RPM	fz (mm/z)	RPM	fz (mm/z)	RPM	fz (mm/z)								
6mm	8000	0.35	7200	0.35	6400	0.35	4300	0.35								
8mm	6000	0.35	5400	0.35	4800	0.35	3200	0.35								
10mm	4800	0.40	4300	0.40	3800	0.40	2600	0.40								
12mm	4000	0.45	3600	0.45	3200	0.45	2100	0.45								
	<table style="margin: auto;"> <tr> <td style="border: none;">ap</td> <td style="border: none;">ae</td> <td style="border: none;">ap</td> <td style="border: none;">ae</td> </tr> <tr> <td style="border: none;">$\frac{0.04d}{d \leq 6}$</td> <td style="border: none;">$0.5d$</td> <td style="border: none;">$\frac{0.04d}{d > 6}$</td> <td style="border: none;">$0.6d$</td> </tr> </table>								ap	ae	ap	ae	$\frac{0.04d}{d \leq 6}$	$0.5d$	$\frac{0.04d}{d > 6}$	$0.6d$
ap	ae	ap	ae													
$\frac{0.04d}{d \leq 6}$	$0.5d$	$\frac{0.04d}{d > 6}$	$0.6d$													

1. Use as highly rigid and accurate machine as possible.
2. If the rpm available is lower than the recommend condition, please reduce the feed rate to the same ratio.
3. Use long shank type please reduce the rpm and feed rate.
4. The Feed and RPM may be changed depending on the M/C conditions ,lubricating and cooling system.

H65X Seires EHSRC2

Material		PREHARDENED STEELS NAK80 CENA1			HARDENED STEELS SKD61,SKD11			Hardened Steel SKD11,SKH51			
Hardness		HRC 35~45			HRC 40~55			HRC 55~65			
Dia. (d)	EFF-L	RPM	Feed (mm/min)	ap (mm)	RPM	Feed (mm/min)	ap (mm)	RPM	Feed (mm/min)	ap (mm)	ae (mm)
0.2mm	0.5	56000	270	0.003	44800	180	0.002	15000	10	0.001	0.160
	1	50900	230	0.004	40800	160	0.003	-	-	-	-
	1.5	48200	200	0.002	38500	140	0.002	-	-	-	-
0.3mm	1.5	50800	360	0.005	42700	260	0.004	14600	13	0.003	0.057
	3	31900	190	0.001	25500	130	0.001	14600	10	0.001	0.004
	5	20400	80	0.001	16300	60	0.001	-	-	-	-
0.4mm	1	48100	470	0.008	38500	320	0.005	14300	17	0.003	0.054
	5	30100	240	0.002	24100	160	0.001	14300	14	0.001	0.003
	10	24600	150	0.001	19700	100	0.001	14300	11	0.001	0.001
0.5mm	3	32200	370	0.008	25700	260	0.006	14000	19	0.004	0.016
	5	27200	290	0.006	21700	200	0.004	14000	17	0.003	0.008
	8	21600	190	0.001	17400	130	0.001	14000	14	0.001	0.002
	10	19600	150	0.001	15600	100	0.001	14000	12	0.001	0.001
	14	16300	70	0.001	13000	50	0.001	-	-	-	-
0.6mm	3	33500	500	0.013	26800	340	0.009	12000	22	0.005	0.114
	6	23000	290	0.005	18400	200	0.003	12000	19	0.002	0.008
	8	20000	230	0.003	16000	160	0.002	12000	17	0.001	0.003
	10	17900	180	0.002	14300	130	0.001	12000	15	0.001	0.002
	12	16400	150	0.001	13100	100	0.001	12000	13	0.001	0.001
	16	13500	70	0.001	10800	50	0.001	-	-	-	-
0.7mm	4	25800	440	0.012	20600	290	0.009	10000	22	0.006	0.047
	6	21200	330	0.007	16900	230	0.005	10000	20	0.003	0.014
	8	18400	260	0.004	14700	190	0.003	10000	18	0.002	0.006
	10	16500	220	0.003	13200	160	0.002	10000	16	0.001	0.003
0.8mm	4	24100	480	0.019	19300	330	0.013	8000	20	0.010	0.080
	8	17200	300	0.006	13800	200	0.004	8000	16	0.003	0.010
	12	14100	200	0.003	11300	140	0.002	8000	12	0.001	0.003
	14	12300	150	0.001	9800	100	0.001	-	-	-	-
0.9mm	6	18500	420	0.013	14800	290	0.010	7200	18	0.007	0.038
	8	16100	330	0.008	12900	230	0.006	7200	16	0.004	0.016
	10	14500	270	0.005	11600	190	0.004	7200	14	0.002	0.008



1. Use as highly rigid and accurate machine as possible.
2. If the rpm available is lower than the recommend condition, please reduce the feed rate to the same ratio.
3. Use long shank type please reduce the rpm and feed rate.
4. The Feed and RPM may be changed depending on the M/C conditions ,lubricating and cooling system.

H65X Seires EHSRC2

Material		PREHARDENED STEELS NAK80 CENA1			HARDENED STEELS SKD61,SKD11			Hardened Steel SKD11,SKH51			
Hardness		HRC 35~45			HRC 40~55			HRC 55~65			
Dia. (d)	EFF-L	RPM	Feed (mm/min)	ap (mm)	RPM	Feed (mm/min)	ap (mm)	RPM	Feed (mm/min)	ap (mm)	ae (mm)
1.0mm	5	19600	510	0.022	15700	360	0.016	6500	15	0.009	0.013
	10	13800	300	0.007	11000	210	0.005	6500	12	0.003	0.013
	12	12600	250	0.005	10100	170	0.003	6500	11	0.002	0.007
	14	11700	210	0.003	9400	150	0.002	650	10	0.001	0.005
	16	11000	180	0.003	8800	130	0.002	-	-	-	-
1.2mm	20	9800	130	0.002	7900	90	0.001	-	-	-	-
	6	16100	490	0.026	12800	340	0.019	9600	22	0.011	0.120
	12	11400	290	0.008	9100	200	0.005	-	-	-	-
	16	9800	220	0.004	7900	150	0.003	-	-	-	-
1.4mm	20	8800	170	0.003	7000	120	0.002	-	-	-	-
	8	12900	440	0.025	10300	310	0.018	9600	18	0.010	0.094
	10	11500	380	0.017	9200	260	0.012	-	-	-	0.048
	16	9100	250	0.007	7300	180	0.005	-	-	-	0.012
1.5mm	20	7800	180	0.004	6200	120	0.003	-	-	-	0.005
	8	12500	460	0.029	10000	320	0.020	9600	25	0.012	0.124
	12	10200	340	0.016	8200	240	0.011	-	-	-	-
	14	9500	300	0.012	7600	210	0.008	-	-	-	-
1.6mm	16	8900	270	0.009	7100	190	0.007	-	-	-	-
	20	7900	220	0.006	6300	150	0.004	-	-	-	-
	10	10800	410	0.025	8600	280	0.018	9600	15	0.010	0.082
	14	9100	320	0.014	7300	220	0.010	-	-	-	-
2.0mm	18	8000	260	0.009	6400	180	0.006	-	-	-	-
	6	12500	650	0.045	10000	450	0.032	9600	211	0.019	0.926
	10	9700	470	0.031	7800	330	0.022	9600	45	0.013	0.200
	12	8900	420	0.026	7100	290	0.019	9600	56	0.011	0.116
	14	8200	370	0.022	6600	260	0.016	9600	16	0.009	0.073
	20	6900	280	0.013	5500	190	0.009	-	-	-	-
2.5mm	25	6200	230	0.008	4900	160	0.006	-	-	-	-
	30	5600	180	0.005	4500	130	0.004	-	-	-	-
	8	9600	670	0.054	7700	460	0.039	9600	227	0.023	0.954
	12	7900	520	0.042	6300	360	0.030	9600	67	0.018	0.283
	16	6800	430	0.031	5500	290	0.022	9600	28	0.013	0.119
	20	6100	360	0.023	4900	250	0.017	9600	14	0.010	0.061
2.5mm	25	5500	300	0.015	4400	210	0.011	-	-	-	-
	30	5000	250	0.010	4000	170	0.007	-	-	-	-
	35	4800	190	0.007	3800	140	0.005	-	-	-	-



1. Use as highly rigid and accurate machine as possible.
2. If the rpm available is lower than the recommend condition, please reduce the feed rate to the same ratio.
3. Use long shank type please reduce the rpm and feed rate.
4. The Feed and RPM may be changed depending on the M/C conditions ,lubricating and cooling system.

H65X Seires EHSRC2

Material		PREHARDENED STEELS NAK80 CENA1			HARDENED STEELS SKD61,SKD11			Hardened Steel SKD11,SKH51			
Hardness		HRC 35~45			HRC 40~55			HRC 55~65			
Dia. (d)	EFF-L	RPM	Feed (mm/min)	ap (mm)	RPM	Feed (mm/min)	ap (mm)	RPM	Feed (mm/min)	ap (mm)	ae (mm)
3.0mm	6	8000	700	0.072	6400	480	0.052	8000	435	0.031	1.978
	10	7200	620	0.064	5800	430	0.046	8000	222	0.027	1.013
	16	5900	470	0.045	4700	320	0.032	8000	54	0.019	0.247
	20	5300	400	0.035	4300	280	0.025	8000	27	0.015	0.127
	25	4800	340	0.025	3900	230	0.018	8000	14	0.010	0.065
	30	4500	290	0.018	3600	200	0.013	8000	10	0.007	0.038
4.0mm	35	4200	250	0.013	3300	170	0.009	-	-	-	-
	8	6800	770	0.093	5300	500	0.070	6000	450	0.050	1.990
	12	5100	600	0.078	4100	410	0.056	6000	388	0.033	1.852
	16	4400	510	0.065	3600	350	0.046	6000	164	0.027	0.781
	20	4000	440	0.054	3200	300	0.038	6000	84	0.022	0.400
	25	3600	380	0.042	2900	260	0.030	6000	43	0.018	0.205
	30	3300	330	0.033	2600	230	0.024	6000	24	0.014	0.119
5.0mm	35	3100	290	0.026	2500	200	0.019	6000	15	0.011	0.075
	16	3500	520	0.089	2800	360	0.064	4800	457	0.038	1.907
	20	3100	440	0.085	2500	310	0.061	4800	234	0.036	0.977
	25	2800	390	0.077	2200	270	0.055	4800	120	0.033	0.500
	30	2500	340	0.066	2000	230	0.047	4800	69	0.028	0.289
6.0mm	35	2300	300	0.054	1900	210	0.038	4800	43	0.022	0.182
	20	2600	470	0.088	2100	330	0.063	4000	607	0.037	2.025
8.0mm	30	2000	340	0.077	1600	240	0.055	4000	180	0.033	0.600
	20	2300	450	0.130	1700	330	0.090	3400	580	0.050	1.600
10.0mm	40	1500	250	0.800	1100	160	0.060	3400	84	0.035	0.200
	25	2100	430	0.130	1500	310	0.080	3200	540	0.050	1.760
12.0mm	45	1300	220	0.700	900	150	0.050	3200	76	0.030	0.240
	30	2000	400	0.140	1400	280	0.080	3000	540	0.050	1.840
	50	1500	200	0.800	800	140	0.050	3000	72	0.030	0.280



1. Use as highly rigid and accurate machine as possible.
2. If the rpm available is lower than the recommend condition, please reduce the feed rate to the same ratio.
3. Use long shank type please reduce the rpm and feed rate.
4. The Feed and RPM may be changed depending on the M/C conditions ,lubricating and cooling system.

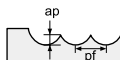
H65X Seires EHSRC4

Material	PREHARDENED STEELS NAK80 CENA1		HARDENED STEELS SKD61,SKD11		Hardened Steel SKD11,SKH51	
Hardness	HRC 35~45		HRC 40~55		HRC 55~65	
Dia. (d)	RPM	Feed (mm/min)	RPM	Feed (mm/min)	RPM	Feed (mm/min)
1mm	38000	1050	25500	710	20500	430
2mm	26000	1250	17500	840	14500	520
3mm	17300	1250	11500	840	9500	520
4mm	13200	1300	8800	880	7200	540
5mm	12500	1500	8300	1000	6400	580
6mm	10350	1400	6900	950	5300	560
8mm	7800	1350	5200	900	4000	520
10mm	6450	1260	4100	840	3200	480
12mm	5250	1260	3500	840	2650	480

1. Use as highly rigid and accurate machine as possible.
2. If the rpm available is lower than the recommend condition, please reduce the feed rate to the same ratio.
3. Use long shank type please reduce the rpm and feed rate.
4. The Feed and RPM may be changed depending on the M/C conditions ,lubricating and cooling system.

H65X Seires EHBCR2

Material		PREHARDENED STEELS NAK80 CENA1				HARDENED STEELS SKD61,SKD11				Hardened Steel SKD11,SKH51			
Hardness		HRC 35~45				HRC 40~55				HRC 55~65			
Radius (R)	EFF-L	RPM	Feed (mm/min)	ap (mm)	pf (mm)	RPM	Feed (mm/min)	ap (mm)	pf (mm)	RPM	Feed (mm/min)	ap (mm)	pf (mm)
0.15R	1	45000	552	0.010	0.010	38000	420	0.090	0.010	38000	348	0.007	0.009
	3	40800	360	0.006	0.007	33600	264	0.005	0.005	33600	216	0.004	0.005
0.2R	1	54000	768	0.016	0.022	39600	516	0.013	0.022	39600	432	0.011	0.021
	3	44400	480	0.010	0.010	32400	312	0.009	0.010	32400	264	0.008	0.010
0.25R	5	30000	372	0.008	0.010	26400	288	0.006	0.010	26400	228	0.004	0.005
	10	34800	552	0.008	0.008	31200	444	0.007	0.010	31200	216	0.006	0.009
0.3R	10	28800	456	0.007	0.010	28800	372	0.005	0.010	27600	216	0.005	0.009
	1	39600	960	0.022	0.091	27600	600	0.019	0.091	26400	516	0.014	0.091
0.4R	5	28800	504	0.012	0.043	26400	396	0.008	0.042	26400	336	0.007	0.040
	10	24000	360	0.005	0.020	22800	312	0.004	0.020	22800	240	0.003	0.018
0.5R	2	34800	816	0.045	0.100	27600	552	0.038	0.100	26400	456	0.030	0.100
	6	28800	636	0.028	0.068	21600	420	0.020	0.068	21600	348	0.015	0.065
0.75R	10	2040	468	0.020	0.050	19200	408	0.015	0.050	16800	336	0.010	0.050
	5	33600	900	0.052	0.220	21600	540	0.040	0.220	18000	540	0.008	0.014
1.0R	10	16320	600	0.020	0.056	15000	456	0.014	0.056	13680	312	0.008	0.050
	16	13680	480	0.016	0.056	12360	384	0.012	0.056	11520	252	0.005	0.030
1.5R	10	14760	782	0.080	0.170	9720	480	0.062	0.170	9720	456	0.050	0.160
	18	12120	504	0.022	0.110	9600	432	0.020	0.110	9600	408	0.012	0.110
2.0R	30	9840	456	0.012	0.050	9480	420	0.010	0.050	9480	396	0.010	0.050
	4	21000	1392	0.180	0.350	14640	1080	0.140	0.350	14640	900	0.120	0.350
2.5R	10	21000	1224	0.140	0.230	14640	972	0.110	0.230	14640	792	0.090	0.230
	20	15960	600	0.060	0.110	12720	600	0.055	0.110	12720	492	0.035	0.110
3.0R	6	14400	1824	0.200	0.340	9840	1320	0.160	0.320	6480	732	0.160	0.320
	10	14400	1824	0.200	0.340	9840	1320	0.160	0.320	6480	732	0.160	0.300
3.5R	20	12360	1476	0.145	0.320	8520	1128	0.120	0.310	5760	660	0.080	0.300
	30	9360	816	0.100	0.150	8520	816	0.080	0.150	5760	384	0.070	0.300
4.0R	8	10440	1752	0.290	0.550	7200	1332	0.220	0.500	7200	1056	0.150	0.500
	20	10440	1752	0.290	0.550	7200	1332	0.220	0.500	7200	1056	0.150	0.500
4.5R	30	8880	1380	0.200	0.320	6600	1056	0.150	0.300	6600	816	0.130	0.300
	35	7200	1056	0.132	0.320	6600	1056	0.100	0.300	6600	816	0.090	0.300
5.0R	15	8400	1500	0.300	0.700	6000	1140	0.220	0.700	6000	900	0.200	0.650
	25	8400	1380	0.300	0.550	6000	1080	0.220	0.550	6000	816	0.200	0.500
6.0R	15	8160	1764	0.420	0.800	5760	1320	0.300	0.800	4440	864	0.300	0.800
7.0R	25	7200	1176	0.350	0.750	4920	912	0.180	0.600	4560	732	0.200	0.630
8.0R	30	5880	1128	0.370	0.900	4800	852	0.200	0.670	4200	708	0.200	0.650
9.0R	30	4800	984	0.420	0.900	4320	828	0.250	0.600	3600	600	0.250	0.600



1. Use as highly rigid and accurate machine as possible.
2. If the rpm available is lower than the recommend condition, please reduce the feed rate to the same ratio.
3. Use long shank type please reduce the rpm and feed rate.
4. The Feed and RPM may be changed depending on the M/C conditions ,lubricating and cooling system.

H65X Seires EHCRC2

Material		PREHARDENED STEELS NAK80 CENA1				HARDENED STEELS SKD61,SKD11				Hardened Steel SKD11,SKH51			
Hardness		HRC 35~45				HRC 40~55				HRC 55~65			
Dia. (d)	EFF-L	RPM	Feed (mm/min)	ap (mm)	ae (mm)	RPM	Feed (mm/min)	ap (mm)	ae (mm)	RPM	Feed (mm/min)	ap (mm)	ae (mm)
1.0mm	4	13800	805	0.029	0.264	11730	655	0.034	0.264	8280	78	0.017	0.264
	10	8625	311	0.011	0.123	7475	264	0.013	0.123	5290	31	0.006	0.123
1.2mm	6	9200	575	0.018	0.088	8165	483	0.215	0.088	6095	59	0.011	0.088
	12	6670	368	0.007	0.070	5980	299	0.008	0.070	4370	37	0.004	0.070
1.5mm	4	12880	1070	0.044	0.440	11730	920	0.059	0.440	8970	121	0.032	0.440
	10	8280	736	0.031	0.282	7590	633	0.041	0.282	5865	83	0.022	0.282
	16	5865	403	0.005	0.106	5405	345	0.006	0.106	4141	45	0.003	0.106
2.0mm	6	12535	1001	0.042	0.792	11730	909	0.095	0.792	9430	130	0.035	0.792
	12	9200	805	0.030	0.440	8280	725	0.043	0.440	6785	105	0.025	0.440
	20	6900	633	0.017	0.194	6440	564	0.023	0.194	5175	82	0.014	0.194
	25	5865	541	0.005	0.132	5405	495	0.005	0.132	4255	68	0.002	0.132
2.5mm	10	10350	1001	0.051	0.528	9775	943	0.073	0.528	8165	151	0.047	0.528
	25	6210	437	0.011	0.176	5865	414	0.016	0.176	4830	65	0.010	0.176
3.0mm	10	10350	1127	0.103	0.616	9775	874	0.103	0.655	8740	196	0.073	0.655
	20	8165	863	0.071	0.567	7705	667	0.071	0.567	6900	147	0.043	0.567
	30	6900	702	0.049	0.371	6325	541	0.049	0.371	5865	115	0.028	0.362
4.0mm	13	8740	1058	0.081	1.124	7360	920	0.117	1.124	6210	210	0.083	1.124
	20	6785	978	0.053	0.880	5750	840	0.078	0.880	4830	194	0.057	0.880
	30	5750	748	0.028	0.671	4715	656	0.041	0.671	4025	149	0.030	0.708
5.0mm	16	7705	1702	0.106	1.346	5520	1139	0.150	1.346	4600	342	0.110	1.346
	30	5290	817	0.053	1.035	3795	541	0.075	1.035	3220	164	0.055	1.035
6.0mm	20	5980	1219	0.476	1.356	3565	1035	0.186	1.356	3105	393	0.145	1.356
	30	4600	909	0.410	1.304	2645	759	0.164	1.304	2300	304	0.123	1.304
8.0mm	22	5520	1081	0.419	1.518	3220	909	0.164	1.518	2760	346	0.128	1.518
10.0mm	24	4485	920	0.356	1.645	2760	771	0.139	1.645	2300	294	0.108	1.645
12.0mm	26	3795	771	0.299	2.024	2300	644	0.117	2.024	1955	247	0.091	2.024




1. Use as highly rigid and accurate machine as possible.
2. If the rpm available is lower than the recommend condition, please reduce the feed rate to the same ratio.
3. Use long shank type please reduce the rpm and feed rate.
4. The Feed and RPM may be changed depending on the M/C conditions ,lubricating and cooling system.


H65X Seires EHCRC4

Material		PREHARDENED STEELS NAK80 CENA1				Hardened Steel SKD11,SKH51			
Hardness		HRC 35~45				HRC 55~65			
Dia. (d)	EFF-L	RPM	Feed (mm/min)	ap (mm)	ae (mm)	RPM	Feed (mm/min)	ap (mm)	ae (mm)
2.0mm	6	12650	1265	0.063	0.633	11730	1173	0.059	0.713
	12	8970	1012	0.045	0.396	8280	943	0.043	0.396
2.5mm	10	10580	1380	0.065	0.528	9775	1150	0.065	0.528
	20	7590	1150	0.047	0.640	7360	655	0.030	0.220
3.0mm	10	11040	2070	0.094	0.684	10235	2070	0.059	0.684
	20	8165	1495	0.057	0.567	7705	1495	0.035	0.567
4.0mm	13	9085	1576	0.105	1.150	7590	1530	0.082	1.150
	20	7130	1380	0.069	0.920	59801	1288	0.054	0.920
	30	6325	1104	0.043	0.745	5290	1058	0.033	0.745
6.0mm	20	5635	1691	0.176	2.305	3335	978	0.176	1.281
	30	2875	782	0.098	1.320	1610	460	0.098	0.733
8.0mm	22	4600	1840	0.212	2.921	2760	782	0.212	1.518
10.0mm	24	3680	2013	0.242	3.140	2185	621	0.253	1.645
12.0mm	26	2875	2070	0.265	3.105	1725	495	0.276	1.714

1. Use as highly rigid and accurate machine as possible.
2. If the rpm available is lower than the recommend condition, please reduce the feed rate to the same ratio.
3. Use long shank type please reduce the rpm and feed rate.
4. The Feed and RPM may be changed depending on the M/C conditions ,lubricating and cooling system.

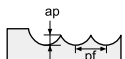
H68X Seires EHSSF4, EHSLF4, EHCSF4, EHCLF4

WORKING MATERIAL	PREHARDENED STEEL NAK80,CENA1				HARDENED STEEL SKD61,SKD11,SKH51			
HARDNESS	HRC 35~45				HRC 45~60			
CONDITION RANGE	HIGH SPEED		GENERAL		HIGH SPEED		GENERAL	
Vc	110 m/min		80 m/min		100 m/min		70 m/min	
DIAMETER (d)	RPM	Feed (mm/min)	RPM	Feed (mm/min)	RPM	Feed (mm/min)	RPM	Feed (mm/min)
1mm	35000	630	25500	460	32000	600	22000	360
2mm	17500	830	12700	510	16000	750	11200	440
3mm	12000	1000	8500	550	11000	800	7400	460
4mm	8700	1000	6350	600	8000	850	5600	500
6mm	5830	1100	4200	750	5300	900	3750	560
8mm	4380	1100	3200	800	4000	1000	2800	600
10mm	3500	1100	2500	750	3200	900	2200	580
12mm	2900	1100	2150	700	2750	850	2000	550
	ap = 1.5d ae = 0.05d		ap = 1.5d ap = 0.07d		ap = 1.5d ae = 0.02d		ap = 1.5d ae = 0.05d	


WORKING MATERIAL	PREHARDENED STEEL NAK80,CENA1		HARDENED STEEL SKD61,SKD11,SKH51	
HARDNESS	HRC 35~45		HRC 45~60	
Vc	70 m/min		40 m/min	
DIAMETER (d)	RPM	Feed (mm/min)	RPM	Feed (mm/min)
3mm	7690	460	3990	200
4mm	5800	580	3000	240
5mm	4640	670	2430	300
6mm	3770	610	1950	330
8mm	2900	580	1500	300
10mm	2320	550	1200	270
12mm	1890	520	1020	240
	ap = 0.5d ae = 1d		ap = 0.2d ae = 1d	

1. Use as highly rigid and accurate machine as possible.
2. If the rpm available is lower than the recommend condition, please reduce the feed rate to the same ratio.
3. Use long shank type please reduce the rpm and feed rate.
4. The Feed and RPM may be changed depending on the M/C conditions ,lubricating and cooling system.

H68X Seires EHBSF2, EHBLF2, EHBUF2


WORKING MATERIAL	PREHARDENED STEEL NAK80,CENA1				HARDENED STEEL SKD61,SKT4				HARDENED STEEL SKD11,SKH51			
HARDNESS	HRC 35~45				HRC 45~55				HRC 55~60			
CONDITION RANGE	HIGH SPEED		GENERAL		HIGH SPEED		GENERAL		HIGH SPEED		GENERAL	
Vc	50~95 m/min		25~70 m/min		40~95 m/min		20~70 m/min		30~95 m/min		20~50 m/min	
RADIUS (R)	RPM	Feed (mm/min)	RPM	Feed (mm/min)	RPM	Feed (mm/min)	RPM	Feed (mm/min)	RPM	Feed (mm/min)	RPM	Feed (mm/min)
0.5R	50000	4000	36000	1600	50000	3200	36000	1280	50000	2000	25000	1000
1R	32000	3000	20000	1500	32000	2560	20000	1280	32000	2000	15000	1000
2R	22000	2850	13000	1500	20000	2500	10000	1280	16000	1920	9500	960
3R	16000	2800	8500	1400	13000	2200	6800	1160	11000	1760	6500	960
4R	12000	2400	6400	1200	10000	1840	5200	960	8000	1400	4800	840
5R	10000	2000	5000	1060	8000	1600	4000	820	6400	1200	3800	720
6R	8000	1600	4200	920	6600	1400	3500	730	5300	1060	3200	640
	ap = 0.05~0.1d pf = 0.02d		ap = 0.05~0.1d pf = 0.02d		ap = 0.05~0.1d pf = 0.02d		ap = 0.05~0.1d pf = 0.02d		ap = 0.05~0.1d pf = 0.15d		ap = 0.05~0.1d pf = 0.15d	

H70X Seires EHSSS6, EHSSS8

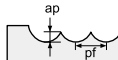
WORKING MATERIAL	HARDENED STEEL		HARDENED STEEL		HARDENED STEEL	
CODE	SKT, SKD		SKT, SKD		SKT, SKD	
HARDNESS	HRC 45~55		HRC 55~60		HRC 60~70	
Vc	129 m/min		98 m/min		65 m/min	
DIAMETER (d)	RPM	Feed (mm/min)	RPM	Feed (mm/min)	RPM	Feed (mm/min)
6mm	6,890	1,900	5,200	1,000	3,445	505
8mm	5,200	1,900	3,900	1,000	2,600	505
10mm	4,160	1,900	3,120	1,000	2,080	505
12mm	3,445	1,900	2,600	1,000	1,755	505
14mm	2,925	1,800	2,210	1,000	1,430	505
16mm	2,535	1,700	2,015	930	1,294	505
18mm	2,275	1,600	1,885	895	1,151	505
20mm	2,015	1,500	1,495	845	1,040	505
25mm	1,625	1,500	1,242	915	826	505
	ap = 1.5d ae = 0.05d		ap = 1.5d ae = 0.03d		ap = 1d ae = 0.02d	

1. Use as highly rigid and accurate machine as possible.
2. If the rpm available is lower than the recommend condition, please reduce the feed rate to the same ratio.
3. Use long shank type please reduce the rpm and feed rate.
4. The Feed and RPM may be changed depending on the M/C conditions, lubricating and cooling system.

H70X Seires EHSUS4, EHSUS6, EHSUS8


WORKING MATERIAL	HARDENED STEEL		HARDENED STEEL		HARDENED STEEL	
CODE	SKT, SKD		SKT, SKD		SKT, SKD	
HARDNESS	HRC 45~55		HRC 55~60		HRC 60~70	
Vc	208 m/min		195 m/min		129 m/min	
DIAMETER (d)	RPM	Feed (mm/min)	RPM	Feed (mm/min)	RPM	Feed (mm/min)
6mm	11,050	2,450	10,335	2,000	6,890	1,210
8mm	8,255	2,440	7,735	1,995	5,200	1,215
10mm	6,630	2,450	6,110	1,970	4,160	1,215
12mm	5,525	2,450	5,135	1,985	3,445	1,210
14mm	4,680	2,420	4,420	1,995	2,925	1,200
16mm	4,095	2,420	3,900	2,000	2,535	1,285
18mm	3,640	2,420	3,445	2,000	2,275	1,200
20mm	3,250	2,400	3,055	1,970	2,015	1,180
25mm	2,600	2,400	2,470	1,990	1,625	1,190
	ap = 1.5d ae = 0.05d		ap = 1.5d ae = 0.03d		ap = 1d ae = 0.02d	

H70X Seires EHBUS2


WORKING MATERIAL	HARDENED STEEL		HARDENED STEEL		HARDENED STEEL	
CODE	SKT, SKD		SKT, SKD		SKT, SKD	
HARDNESS	HRC 45~55		HRC 55~60		HRC 60~70	
Vc	86~129 m/min		77~116 m/min		42~63 m/min	
Radius (R)	RPM	Feed (mm/min)	RPM	Feed (mm/min)	RPM	Feed (mm/min)
0.5R	41,600	960	39,000	850	33,150	500
1.0R	40,950	1,900	37,050	1,880	20,150	600
1.5R	27,300	2,080	24,700	1,880	13,650	625
2.0R	20,150	2,050	18,200	1,850	10,335	630
2.5R	16,250	2,060	14,300	1,815	8,255	630
3.0R	13,650	2,080	12,350	1,880	6,890	630
4.0R	10,335	1,550	9,295	1,400	5,135	470
5.0R	8,255	1,250	7,410	1,100	4,095	375
6.0R	6,890	1,050	6,175	950	3,445	315
8.0R	5,135	790	4,745	710	2,535	230
	ap = 0.02d pf = 0.1d					

1. Use as highly rigid and accurate machine as possible.
2. If the rpm available is lower than the recommend condition, please reduce the feed rate to the same ratio.
3. Use long shank type please reduce the rpm and feed rate.
4. The Feed and RPM may be changed depending on the M/C conditions, lubricating and cooling system.

H70X Seires EHCUK4


WORKING MATERIAL	HARDENED STEEL		HARDENED STEEL		HARDENED STEEL																			
HARDNESS	HRC 40~50		HRC 50~55		HRC 55~60																			
Vc	90~130 m/min		55~78 m/min		36~52 m/min																			
DIAMETER (d)	RPM	Feed (mm/min)	RPM	Feed (mm/min)	RPM	Feed (mm/min)																		
2mm	20,700	5,750	12,420	3,450	8,280	2,310																		
3mm	13,800	6,050	8,280	3,640	5,520	2,420																		
4mm	10,350	7,030	6,210	4,220	4,140	2,810																		
6mm	6,900	6,900	4,140	4,140	2,760	2,760																		
8mm	5,200	6,850	3,105	4,090	2,070	2,730																		
10mm	4,150	6,600	2,500	3,970	1,650	2,640																		
12mm	3,450	6,900	2,070	4,140	1,380	2,760																		
	<table border="1"> <thead> <tr> <th></th> <th>ae</th> <th>ap</th> </tr> </thead> <tbody> <tr> <td>R ≤ 1</td> <td>0.2 x R</td> <td>0.025d</td> </tr> <tr> <td>R > 1</td> <td>0.4mm</td> <td>0.025d</td> </tr> </tbody> </table>			ae	ap	R ≤ 1	0.2 x R	0.025d	R > 1	0.4mm	0.025d	<table border="1"> <thead> <tr> <th></th> <th>ae</th> <th>ap</th> </tr> </thead> <tbody> <tr> <td>R ≤ 1</td> <td>0.1 x R</td> <td>0.025d</td> </tr> <tr> <td>R > 1</td> <td>0.2mm</td> <td>0.025d</td> </tr> </tbody> </table>			ae	ap	R ≤ 1	0.1 x R	0.025d	R > 1	0.2mm	0.025d		
	ae	ap																						
R ≤ 1	0.2 x R	0.025d																						
R > 1	0.4mm	0.025d																						
	ae	ap																						
R ≤ 1	0.1 x R	0.025d																						
R > 1	0.2mm	0.025d																						

H70X Seires EHCUS4


WORKING MATERIAL	HARDENED STEEL		HARDENED STEEL		HARDENED STEEL																			
CODE	SKT, SKD		SKT, SKD		SKT, SKD																			
HARDNESS	HRC 45~55		HRC 55~60		HRC 60~70																			
Vc	65 M/min		39 M/min		26 M/min																			
DIAMETER (d)	RPM	Feed (mm/min)	RPM	Feed (mm/min)	RPM	Feed (mm/min)																		
1mm	20,670	2,150	12,350	980	8,281	500																		
2mm	10,335	2,145	6,175	980	4,134	500																		
3mm	6,890	2,150	4,160	990	2,756	500																		
4mm	5,200	2,160	3,120	990	2,067	500																		
6mm	4,350	2,150	2,600	990	1,750	500																		
8mm	3,260	2,160	1,950	990	1,310	500																		
10mm	2,600	2,160	1,560	980	1,050	500																		
12mm	2,175	2,190	1,300	980	875	500																		
	<table border="1"> <thead> <tr> <th></th> <th>ae</th> <th>ap</th> </tr> </thead> <tbody> <tr> <td>R ≤ 2</td> <td>0.2 x R</td> <td>0.05d</td> </tr> <tr> <td>R > 2</td> <td>0.4mm</td> <td>0.05d</td> </tr> </tbody> </table>			ae	ap	R ≤ 2	0.2 x R	0.05d	R > 2	0.4mm	0.05d	<table border="1"> <thead> <tr> <th></th> <th>ae</th> <th>ap</th> </tr> </thead> <tbody> <tr> <td>R ≤ 2</td> <td>0.1 x R</td> <td>0.05d</td> </tr> <tr> <td>R > 2</td> <td>0.2mm</td> <td>0.05d</td> </tr> </tbody> </table>			ae	ap	R ≤ 2	0.1 x R	0.05d	R > 2	0.2mm	0.05d		
	ae	ap																						
R ≤ 2	0.2 x R	0.05d																						
R > 2	0.4mm	0.05d																						
	ae	ap																						
R ≤ 2	0.1 x R	0.05d																						
R > 2	0.2mm	0.05d																						

1. Use as highly rigid and accurate machine as possible.
2. If the rpm available is lower than the recommend condition, please reduce the feed rate to the same ratio.
3. Use long shank type please reduce the rpm and feed rate.
4. The Feed and RPM may be changed depending on the M/C conditions, lubricating and cooling system.

M50X Seires ESSSA2

WORKING MATERIAL	STAINLESS 304		Moderately Difficults SUS		STAINLESS 316 L		TITANIUM (ALLOYS)		SOFT STEEL		SG CAST IRON		High Temperature Alloys	
Vc	72~90 m/min		56~70 m/min		48~60 m/min		40~56 m/min		120~160 m/min		96~120 m/min		20~25 M/min	
DIAMETER (d)	RPM	Feed (mm/min)	RPM	Feed (mm/min)	RPM	Feed (mm/min)	RPM	Feed (mm/min)	RPM	Feed (mm/min)	RPM	Feed (mm/min)	RPM	Feed (mm/min)
4mm	7,452	458	4,459	286	3,822	183	3,185	122	9,554	764	7,643	611	1,592	56
5mm	4,586	440	3,567	286	3,057	245	2,548	122	7,643	734	6,115	587	1,274	45
6mm	3,822	489	2,972	333	2,548	245	2,123	136	6,369	815	5,096	652	1,062	58
8mm	2,866	458	2,229	321	1,911	245	1,592	153	4,777	917	3,822	734	796	69
10mm	2,293	440	1,783	286	1,529	220	1,274	124	3,822	734	3,057	587	637	55
12mm	1,911	398	1,486	262	1,274	204	1,062	136	3,185	714	2,548	570	531	65
14mm	1,638	351	1,274	232	1,092	185	910	126	2,730	637	2,184	510	455	65
16mm	1,433	321	1,115	214	955	168	796	114	2,389	574	1,911	458	398	62
	ap = 0.2 ae = 1													


M50X Seires ESSSA4, ESSHA4

WORKING MATERIAL	STAINLESS 304		Moderately Difficults SUS		STAINLESS 316 L		TITANIUM (ALLOYS)		SOFT STEEL		SG CAST IRON		High Temperature Alloys	
Vc	72~90 m/min		56~70 m/min		48~60 m/min		40~56 m/min		120~160 m/min		96~120 m/min		20~25 m/min	
DIAMETER (d)	RPM	Feed (mm/min)	RPM	Feed (mm/min)	RPM	Feed (mm/min)	RPM	Feed (mm/min)	RPM	Feed (mm/min)	RPM	Feed (mm/min)	RPM	Feed (mm/min)
4mm	5,732	458	4,459	286	3,822	183	3,185	122	9,554	764	7,643	611	1,592	56
5mm	4,586	440	3,567	286	3,057	245	2,548	122	7,643	734	6,115	587	1,274	45
6mm	3,822	489	2,972	333	2,548	245	2,123	136	6,369	815	5,096	652	1,062	58
8mm	2,866	458	2,229	321	1,911	245	1,592	153	4,777	917	3,822	734	796	69
10mm	2,293	440	1,783	286	1,529	220	1,274	124	3,822	734	3,057	587	637	55
12mm	1,911	398	1,486	262	1,274	204	1,062	136	3,185	714	2,548	570	531	65
14mm	1,638	351	1,274	232	1,092	185	910	126	2,730	637	2,184	510	455	65
16mm	1,433	321	1,115	214	955	168	796	114	2,389	574	1,911	458	398	62
	ap = 0.2 ae = 1													


1. Use as highly rigid and accurate machine as possible.
2. If the rpm available is lower than the recommend condition, please reduce the feed rate to the same ratio.
3. Use long shank type please reduce the rpm and feed rate.
4. The Feed and RPM may be changed depending on the M/C conditions ,lubricating and cooling system.

M50X Seires ESSSB4

G450 Seires EPSSB4

WORKING MATERIAL	Carbon steel (S45C)		Alloy Steel (SKD)		Stainless steel (SUS304, SUS316)	
Vc	130 m/min		90 m/min		80 m/min	
Diameter (d)	RPM	fz (mm/z)	RPM	fz (mm/z)	RPM	fz (mm/z)
4mm	10350	0.020	7170	0.020	6370	0.020
6mm	6900	0.025	4780	0.025	4250	0.025
8mm	5180	0.035	3580	0.035	3190	0.035
10mm	4140	0.045	2870	0.040	2550	0.040
12mm	3450	0.055	2390	0.050	2120	0.050
16mm	2590	0.072	1790	0.064	1590	0.064
	$ap = 1d$ $ae = 0.1d$					

M50X Seires ESSSW3, ESSSW4

WORKING MATERIAL	ALLOY STEEL / TOOL STEEL		ALLOY STEEL / TOOL STEEL		ALLOY STEEL / TOOL STEEL		HARDENED STEEL		STAINLESS STEEL		CAST IRON	
CODE	45C,S50C,SCM		SCM,SKT,SKD		SCM,SKT,SKD		SKT, SKD		SUS 304		FC / FCD	
HARDNESS	HRC < 20		HRC 20 ~ 30		HRC 30 ~ 40		HRC 45~45		-		-	
Vc	88 m/min		71 m/min		59 m/min		35 m/min		71 m/min		103 m/min	
DIAMETER (d)	RPM	Feed (mm/min)	RPM	Feed (mm/min)	RPM	Feed (mm/min)	RPM	Feed (mm/min)	RPM	Feed (mm/min)	RPM	Feed (mm/min)
1mm	26,000	190	22,230	140	18,720	100	10,400	40	22,230	165	32,760	240
2mm	14,040	235	11,232	160	9,360	110	5,616	45	11,232	185	16,380	270
3mm	9,828	270	7,488	175	6,084	120	3,900	55	7,488	205	11,232	310
4mm	7,020	260	5,616	175	4,680	120	2,808	50	5,616	205	8,424	310
5mm	5,850	270	4,446	175	3,744	120	2,340	55	4,446	205	6,552	300
6mm	4,680	260	3,744	175	3,042	120	1,872	50	3,744	205	5,616	310
8mm	3,510	260	2,808	175	2,340	120	1,404	50	2,808	205	4,212	310
10mm	2,808	260	2,223	175	1,872	120	1,131	50	2,223	205	3,276	300
12mm	2,340	260	1,872	175	1,560	120	936	50	1,872	205	2,808	310
14mm	2,340	300	1,768	195	1,482	135	936	60	1,768	230	2,600	335
16mm	2,028	300	2,730	345	1,300	135	819	60	2,730	400	2,340	345
18mm	2,028	305	1,378	175	1,144	120	819	60	1,378	205	2,080	310
20mm	1,560	260	1,248	175	1,040	120	624	50	1,248	205	1,820	300
	$ap = 1d$ $ae = 0.2d$											

Recommended Cutting Conditions

建議切削參數

M50X Seires ESBSA2

WORKING MATERIAL	ALLOY STEEL / TOOL STEEL		ALLOY STEEL / TOOL STEEL		ALLOY STEEL / TOOL STEEL		HARDENED STEEL		STAINLESS STEEL		CAST IRON	
CODE	45C,S50C,SCM		SCM,SKT,SKD		SCM,SKT,SKD		SKT, SKD		SUS 304		FC / FCD	
HARDNESS	HRC < 20		HRC 20 ~ 30		HRC 30 ~ 40		HRC 45~55		-		-	
Vc	94 m/min		71 m/min		44 m/min		38 m/min		71 m/min		94 m/min	
RADIUS (R)	RPM	Feed (mm/min)	RPM	Feed (mm/min)	RPM	Feed (mm/min)	RPM	Feed (mm/min)	RPM	Feed (mm/min)	RPM	Feed (mm/min)
0.5R	46,800	545	42,120	420	28,080	230	18,720	110	42,120	490	58,500	685
1.0R	26,676	700	21,060	470	15,210	280	10,660	140	21,060	555	29,718	780
2.0R	14,976	875	11,232	560	8,190	335	5,980	175	11,232	655	14,976	875
3.0R	9,828	860	7,488	560	4,914	300	3,926	170	7,488	655	9,828	860
4.0R	7,488	875	5,616	560	3,744	305	2,990	175	5,616	655	7,488	875
5.0R	5,967	870	4,446	550	2,808	285	2,379	175	4,446	650	5,967	870
6.0R	4,914	860	3,744	560	2,340	285	1,976	175	3,744	655	4,914	860
8.0R	4,160	970	3,120	620	2,028	330	1,664	195	3,120	730	4,160	970
10.0R	3,380	890	2,496	560	1,690	310	1,352	175	2,496	655	3,380	890

$ap = 0.02d$
 $pf = 0.05d$

When β is less than 15° milling speed and feed speed in the table can be increased 1.0-1.2 times.


M50X Seires ESBHS4

Work Material	High temperature alloy (Nickel Titanium)		Hardened steel (HRC 40 ~55) (SKD11, SKD61)		Hardened steel (HRC 50~60) (SKD11, SUS420)		Hardened steel (HRC 60~65) (SKS, SKH)	
Radius (R)	RPM	Feed (mm/min)	RPM	Feed (mm/min)	RPM	Feed (mm/min)	RPM	Feed (mm/min)
3R	15000	3400	21000	8400	16000	4800	8000	2300
4R	12000	2600	16000	6400	12000	3600	6000	1900
5R	9600	2200	13000	5200	10000	3200	4800	1500
6R	7200	1700	9000	3600	7000	2200	3600	1100
8R	5400	1300	6800	2700	5300	1700	2700	830

$ap = 0.04d$
 $pf \leq 0.2R$

1. Use as highly rigid and accurate machine as possible.
2. If the rpm available is lower than the recommend condition, please reduce the feed rate to the same ratio.
3. Use long shank type please reduce the rpm and feed rate.
4. The Feed and RPM may be changed depending on the M/C conditions ,lubricating and cooling system.


M50X Seires ESCSA4

WORKING MATERIAL	ALLOY STEEL / TOOL STEEL		ALLOY STEEL / TOOL STEEL		ALLOY STEEL / TOOL STEEL		HARDENED STEEL		STAINLESS STEEL		CAST IRON	
CODE	45C,S50C,SCM		SCM,SKT,SKD		SCM,SKT,SKD		SKT, SKD		SUS 304		FC / FCD	
HARDNESS	HRC < 20		HRC 20 ~ 30		HRC 30 ~ 40		HRC 45~45		-		-	
Vc	88 m/min		71 m/min		59 m/min		35 m/min		71 m/min		103 m/min	
DIAMETER (d)	RPM	Feed (mm/min)	RPM	Feed (mm/min)	RPM	Feed (mm/min)	RPM	Feed (mm/min)	RPM	Feed (mm/min)	RPM	Feed (mm/min)
3mm	9,828	455	7,098	295	6,084	195	3,900	90	7,488	345	11,232	520
4mm	7,020	430	5,616	295	4,680	200	2,808	85	5,616	345	8,424	520
5mm	5,850	450	4,446	290	3,744	200	2,340	90	4,446	345	6,552	505
6mm	4,680	430	3,744	295	3,042	195	1,872	85	3,744	345	5,616	520
8mm	3,510	430	2,808	295	2,340	200	1,404	85	2,808	345	4,212	520
10mm	2,808	430	2,223	290	1,872	200	1,131	85	2,223	340	3,276	505
12mm	2,340	430	1,872	295	1,560	200	936	85	1,872	345	2,808	520
	$ap = 1d$ $ae = 0.02d$											

1. Use as highly rigid and accurate machine as possible.
2. If the rpm available is lower than the recommend condition, please reduce the feed rate to the same ratio.
3. Use long shank type please reduce the rpm and feed rate.
4. The Feed and RPM may be changed depending on the M/C conditions ,lubricating and cooling system.

V470 Seires EPSSVB4, EPSSVC4


Working Material	Cutting Application	ae×d	ap×d	Vc	fz					
					4	6	8	10	12	16
Carbon steel (S45C, S55C)	Slot milling	1	0.5 ~ 1.0	80 ~ 145	0.025	0.030	0.040	0.050	0.060	0.080
	Side milling	0.1 ~ 0.3	0.7 ~ 1.5	130 ~ 225	0.030	0.036	0.048	0.06	0.072	0.096
Alloy steel / Tool steel (SK, SCM, SKD)	Slot milling	1	0.5 ~ 1.0	65 ~ 130	0.022	0.027	0.036	0.047	0.056	0.074
	Side milling	0.1 ~ 0.3	0.7 ~ 1.5	90 ~ 180	0.026	0.032	0.043	0.056	0.067	0.089
Stainless steel (SUS304, SUS316)	Slot milling	1	0.3 ~ 0.6	50 ~ 100	0.015	0.020	0.030	0.035	0.040	0.056
	Side milling	0.1 ~ 0.2	0.7 ~ 1.5	80 ~ 130	0.018	0.024	0.036	0.042	0.048	0.067
Hardened steel (HRC 40 ~ 50)	Slot milling	1	0.2 ~ 0.4	30 ~ 60	0.015	0.020	0.025	0.030	0.035	0.048
	Side milling	0.05 ~ 0.1	0.7 ~ 1.5	65 ~ 100	0.018	0.024	0.030	0.036	0.042	0.058



d = tool diameter

V47X Seires EPSSVC4, EPSSVC5

Working Material	Cutting Application	ae×d	ap×d	Vc	fz					
					4	6	8	10	12	16
Carbon steel (S45C, S55C)	Slot milling	1	0.5 ~ 1.0	80 ~ 145	0.025	0.030	0.040	0.050	0.060	0.080
	Side milling	0.1 ~ 0.3	0.7 ~ 2.0	130 ~ 225	0.035	0.042	0.056	0.070	0.084	0.112
Alloy steel / Tool steel (SK, SCM, SKD)	Slot milling	1	0.5 ~ 1.0	65 ~ 130	0.022	0.027	0.036	0.047	0.056	0.074
	Side milling	0.1 ~ 0.3	0.7 ~ 2.0	90 ~ 180	0.031	0.038	0.050	0.066	0.078	0.104
Stainless steel (SUS304, SUS316)	Slot milling	1	0.3 ~ 0.6	50 ~ 100	0.015	0.020	0.030	0.035	0.040	0.056
	Side milling	0.1 ~ 0.2	0.7 ~ 2.0	80 ~ 130	0.021	0.028	0.042	0.049	0.056	0.078
Hardened steel (HRC 40 ~ 50)	Slot milling	1	0.2 ~ 0.4	30 ~ 60	0.015	0.020	0.025	0.030	0.035	0.048
	Side milling	0.05 ~ 0.1	0.7 ~ 2.0	65 ~ 100	0.021	0.028	0.035	0.042	0.049	0.067




d = tool diameter

※If the machine not stable, please reduce the feed about 20%. 若機床條件較不穩定，請將進給率調降 20%

V47X Seires EPSUVC4


Working Material	Cutting Application	ae×d	ap×d	Vc	fz					
					4	6	8	10	12	16
Carbon steel (S45C, S55C)	Slot milling	1	0.5 ~ 1.0	80 ~ 145	0.030	0.036	0.048	0.060	0.072	0.096
	Side milling	0.1 ~ 0.3	0.7 ~ 1.2	130 ~ 225	0.042	0.050	0.067	0.084	0.101	0.134
Alloy steel / Tool steel (SK, SCM, SKD)	Slot milling	1	0.5 ~ 1.0	65 ~ 130	0.026	0.032	0.043	0.056	0.067	0.089
	Side milling	0.1 ~ 0.3	0.7 ~ 1.2	90 ~ 180	0.037	0.046	0.060	0.079	0.094	0.125
Stainless steel (SUS304, SUS316)	Slot milling	1	0.3 ~ 0.6	50 ~ 100	0.018	0.024	0.036	0.042	0.048	0.067
	Side milling	0.1 ~ 0.2	0.7 ~ 1.2	80 ~ 130	0.025	0.034	0.050	0.059	0.067	0.094
Hardened steel (HRC 40 ~ 50)	Slot milling	1	0.2 ~ 0.4	30 ~ 60	0.018	0.024	0.030	0.036	0.042	0.058
	Side milling	0.05 ~ 0.1	0.7 ~ 1.2	65 ~ 100	0.025	0.034	0.042	0.050	0.059	0.080



d = tool diameter

V47X Seires EPSRVC4

Working Material	Cutting Application	ae×d	ap×d	Vc	fz					
					4	6	8	10	12	16
Carbon steel (S45C, S55C)	Slot milling	1	0.5 ~ 1.0	80 ~ 145	0.025	0.030	0.040	0.050	0.060	0.080
	Side milling	0.1 ~ 0.4	0.7 ~ 1.5	130 ~ 225	0.035	0.042	0.056	0.070	0.084	0.112
Alloy steel / Tool steel (SK, SCM, SKD)	Slot milling	1	0.5 ~ 1.0	65 ~ 130	0.022	0.027	0.036	0.047	0.056	0.074
	Side milling	0.1 ~ 0.4	0.7 ~ 1.5	90 ~ 180	0.031	0.038	0.050	0.066	0.078	0.104
Stainless steel (SUS304, SUS316)	Slot milling	1	0.3 ~ 0.6	50 ~ 100	0.015	0.020	0.030	0.035	0.040	0.056
	Side milling	0.1 ~ 0.3	0.7 ~ 1.5	80 ~ 130	0.021	0.028	0.042	0.049	0.056	0.078
Hardened steel (HRC 40 ~ 50)	Slot milling	1	0.2 ~ 0.4	30 ~ 60	0.015	0.020	0.025	0.030	0.035	0.048
	Side milling	0.05 ~ 0.2	0.7 ~ 1.5	65 ~ 100	0.021	0.028	0.035	0.042	0.049	0.067




d = tool diameter

※If the machine not stable, please reduce the feed about 20%. 若機床條件較不穩定，請將進給率調降 20%

V47X Seires EPSSVD4, EPSSVD5, EPSSVD7


Working Material	Cutting Application	ae×d	ap×d	Vc	fz					
					4	6	8	10	12	16
Carbon steel (S45C, S55C)	Side milling	0.1 ~ 0.3	0.7 ~ 1.5	80 ~ 125	0.035	0.042	0.056	0.070	0.084	0.112
	Side finishing	0.05 ~ 0.2	0.7 ~ 1.5	120 ~ 180	0.039	0.046	0.062	0.077	0.092	0.123
Alloy steel / Tool steel (SK, SCM, SKD)	Side milling	0.1 ~ 0.3	0.7 ~ 1.5	70 ~ 105	0.031	0.038	0.050	0.066	0.078	0.104
	Side finishing	0.05 ~ 0.2	0.7 ~ 1.5	100 ~ 150	0.034	0.042	0.055	0.073	0.086	0.114
Stainless steel (SUS304, SUS316)	Side milling	0.1 ~ 0.3	0.7 ~ 1.5	60 ~ 90	0.021	0.028	0.042	0.049	0.056	0.078
	Side finishing	0.05 ~ 0.2	0.7 ~ 1.5	85 ~ 130	0.023	0.031	0.046	0.054	0.062	0.086
Superalloy	Side milling	0.1 ~ 0.3	0.7 ~ 1.5	45 ~ 70	0.021	0.028	0.035	0.042	0.049	0.067
	Side finishing	0.05 ~ 0.2	0.7 ~ 1.5	65 ~ 100	0.023	0.031	0.039	0.046	0.054	0.074



d = tool diameter

V47X Seires EPSCVD5, EPSCVD7

Working Material	Cutting Application	ae×d	ap×d	Vc	fz					
					4	6	8	10	12	16
Carbon steel (S45C, S55C)	Side milling	0.1 ~ 0.3	0.7 ~ 3.0	80 ~ 125	0.028	0.034	0.045	0.056	0.067	0.090
	Side finishing	0.05 ~ 0.3	0.7 ~ 2.5	120 ~ 180	0.031	0.037	0.050	0.062	0.074	0.098
Alloy steel / Tool steel (SK, SCM, SKD)	Side milling	0.1 ~ 0.3	0.7 ~ 3.0	70 ~ 105	0.025	0.030	0.040	0.053	0.062	0.083
	Side finishing	0.05 ~ 0.3	0.7 ~ 2.5	100 ~ 150	0.027	0.034	0.044	0.058	0.069	0.091
Stainless steel (SUS304, SUS316)	Side milling	0.1 ~ 0.3	0.7 ~ 2.5	60 ~ 90	0.017	0.022	0.034	0.039	0.045	0.062
	Side finishing	0.05 ~ 0.3	0.7 ~ 2.0	85 ~ 130	0.018	0.025	0.037	0.043	0.050	0.069
Superalloy	Side milling	0.1 ~ 0.3	0.7 ~ 2.5	45 ~ 70	0.017	0.022	0.028	0.034	0.039	0.054
	Side finishing	0.05 ~ 0.3	0.7 ~ 2.0	65 ~ 100	0.018	0.025	0.031	0.037	0.043	0.059




d = tool diameter

※If the machine not stable, please reduce the feed about 20%. 若機床條件較不穩定，請將進給率調降 20%

V47X Seires EPSSVE4


Working Material	Cutting Application	ae×d	ap×d	Vc	fz					
					4	6	8	10	12	16
Carbon steel (S45C, S55C)	Side milling	0.1 ~ 0.3	0.7 ~ 1.5	80 ~ 125	0.035	0.042	0.056	0.070	0.084	0.112
	Side finishing	0.05 ~ 0.2	0.7 ~ 1.5	120 ~ 180	0.039	0.046	0.062	0.077	0.092	0.123
Alloy steel / Tool steel (SK, SCM, SKD)	Side milling	0.1 ~ 0.3	0.7 ~ 1.5	70 ~ 105	0.031	0.038	0.050	0.066	0.078	0.104
	Side finishing	0.05 ~ 0.2	0.7 ~ 1.5	100 ~ 150	0.034	0.042	0.055	0.073	0.086	0.114
Stainless steel (SUS304, SUS316)	Side milling	0.1 ~ 0.3	0.7 ~ 1.5	60 ~ 90	0.021	0.028	0.042	0.049	0.056	0.078
	Side finishing	0.05 ~ 0.2	0.7 ~ 1.5	85 ~ 130	0.023	0.031	0.046	0.054	0.062	0.086
Superalloy	Side milling	0.1 ~ 0.3	0.7 ~ 1.5	45 ~ 70	0.021	0.028	0.035	0.042	0.049	0.067
	Side finishing	0.05 ~ 0.2	0.7 ~ 1.5	65 ~ 100	0.023	0.031	0.039	0.046	0.054	0.074



d = tool diameter

V470 Inch Seires EPV4

Working Material	Cutting Application	ae×d	ap×d	SFM	fz (inch/z)				
					1/8	1/4	5/16	3/8	1/2
Carbon steel (S45C, S55C)	Slot milling	1	0.5 ~ 1.0	260 ~ 475	.0008	.0012	.0016	.0019	.0025
	Side roughing	0.4 ~ 0.9	0.7 ~ 1.0	295 ~ 525	.0009	.0015	.0020	.0023	.0031
	Side finishing	0.1 ~ 0.3	0.7 ~ 1.5	425 ~ 740	.0006	.0010	.0014	.0017	.0023
Alloy steel (SK, SCM)	Slot milling	1	0.5 ~ 1.0	230 ~ 430	.0007	.0011	.0015	.0018	.0024
	Side roughing	0.4 ~ 0.9	0.7 ~ 1.0	260 ~ 475	.0008	.0014	.0019	.0022	.0030
	Side finishing	0.1 ~ 0.3	0.7 ~ 1.5	310 ~ 590	.0005	.0009	.0013	.0016	.0022
Tool Steel (SKD)	Slot milling	1	0.5 ~ 1.0	215 ~ 360	.0006	.0010	.0014	.0017	.0023
	Side roughing	0.4 ~ 0.9	0.7 ~ 1.0	230 ~ 430	.0009	.0015	.0018	.0021	.0029
	Side finishing	0.1 ~ 0.3	0.7 ~ 1.5	295 ~ 525	.0006	.0010	.0014	.0015	.0021
Stainless steel (SUS304, SUS316)	Slot milling	1	0.5 ~ 1.0	165 ~ 215	.0005	.0008	.0012	.0013	.0017
	Side roughing	0.4 ~ 0.9	0.7 ~ 1.0	215 ~ 330	.0006	.0010	.0014	.0017	.0023
	Side finishing	0.1 ~ 0.3	0.7 ~ 1.5	260 ~ 360	.0006	.0010	.0014	.0015	.0021
Hardened steel (HRC ≤ 45)	Slot milling	1	0.5 ~ 1.0	100 ~ 200	.0005	.0008	.0010	.0011	.0015
	Side roughing	0.4 ~ 0.9	0.7 ~ 1.0	165 ~ 300	.0005	.0008	.0012	.0013	.0017
	Side finishing	0.1 ~ 0.3	0.7 ~ 1.5	215 ~ 395	.0006	.0010	.0014	.0015	.0021

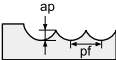


d = tool diameter

※If the machine not stable, please reduce the feed about 20%. 若機床條件較不穩定，請將進給率調降 20%

V470 Inch Seires EPB□V2, EPB□V4

Working Material	Cutting Application	pf×d	ap×d	SFM	fz (inch/z)				
					1/8	1/4	5/16	3/8	1/2
Carbon steel (S45C, S55C)	Slot milling	0.5	0.5 ~ 1.0	260 ~ 475	.0008	.0012	.0016	.0019	.0025
	Side roughing	0.3 ~ 0.6	0.6 ~ 1.0	295 ~ 525	.0009	.0015	.0020	.0023	.0031
	Side finishing	0.1 ~ 0.3	0.7 ~ 1.0	425 ~ 740	.0006	.0010	.0014	.0017	.0023
Alloy steel (SK, SCM)	Slot milling	0.5	0.5 ~ 1.0	230 ~ 430	.0007	.0011	.0015	.0018	.0024
	Side roughing	0.3 ~ 0.6	0.6 ~ 1.0	260 ~ 475	.0008	.0014	.0019	.0022	.0030
	Side finishing	0.1 ~ 0.3	0.7 ~ 1.0	310 ~ 590	.0005	.0009	.0013	.0016	.0022
Tool Steel (SKD)	Slot milling	0.5	0.5 ~ 1.0	215 ~ 360	.0006	.0010	.0014	.0017	.0023
	Side roughing	0.3 ~ 0.6	0.6 ~ 1.0	230 ~ 430	.0009	.0015	.0018	.0021	.0029
	Side finishing	0.1 ~ 0.3	0.7 ~ 1.0	295 ~ 525	.0006	.0010	.0014	.0015	.0021
Stainless steel (SUS304, SUS316)	Slot milling	0.4 ~ 0.5	0.3 ~ 1.0	165 ~ 215	.0005	.0008	.0012	.0013	.0017
	Side roughing	0.3 ~ 0.6	0.5 ~ 1.0	215 ~ 330	.0006	.0010	.0014	.0017	.0023
	Side finishing	0.1 ~ 0.3	0.7 ~ 1.0	260 ~ 360	.0006	.0010	.0014	.0015	.0021
Superalloy & Hardened steel	Slot milling	0.4 ~ 0.5	0.3 ~ 0.5	100 ~ 200	.0005	.0008	.0010	.0011	.0015
	Side roughing	0.3 ~ 0.6	0.5 ~ 1.0	165 ~ 300	.0005	.0008	.0012	.0013	.0017
	Side finishing	0.1 ~ 0.3	0.7 ~ 1.0	215 ~ 395	.0006	.0010	.0014	.0015	.0021




d = tool diameter

※If the machine not stable, please reduce the feed about 20%. 若機床條件較不穩定，請將進給率調降 20%

V53X Seires ESSSVC4, ESSSVC5


Working Material	Cutting Application	ae×d	ap×d	Vc	fz					
					4	6	8	10	12	16
Carbon steel (S45C, S55C)	Slot milling	1	0.5 ~ 1.0	100 ~ 180	0.029	0.035	0.046	0.058	0.069	0.092
	Side milling	0.1 ~ 0.3	0.7 ~ 1.5	130 ~ 280	0.040	0.048	0.064	0.081	0.097	0.129
Alloy steel / Tool steel (SK, SCM, SKD)	Slot milling	1	0.5 ~ 1.0	80 ~ 160	0.025	0.031	0.041	0.054	0.064	0.085
	Side milling	0.1 ~ 0.3	0.7 ~ 1.5	110 ~ 220	0.036	0.044	0.058	0.076	0.090	0.120
Stainless steel (SUS304, SUS316)	Slot milling	1	0.3 ~ 0.6	60 ~ 120	0.017	0.023	0.035	0.040	0.046	0.064
	Side milling	0.1 ~ 0.2	0.7 ~ 1.5	80 ~ 140	0.024	0.032	0.048	0.056	0.064	0.090
Superalloy	Slot milling	1	0.2 ~ 0.4	30 ~ 60	0.017	0.023	0.029	0.035	0.040	0.055
	Side milling	0.05 ~ 0.1	0.7 ~ 1.5	65 ~ 100	0.024	0.032	0.040	0.048	0.056	0.077



d = tool diameter

V53X Seires ESSSVD4

Working Material	Cutting Application	ae×d	ap×d	Vc	fz					
					4	6	8	10	12	16
Carbon steel (S45C, S55C)	Side milling	0.1 ~ 0.3	0.7 ~ 1.5	80 ~ 125	0.040	0.048	0.064	0.081	0.097	0.129
	Side finishing	0.05 ~ 0.2	0.7 ~ 1.5	120 ~ 180	0.045	0.053	0.071	0.089	0.106	0.141
Alloy steel / Tool steel (SK, SCM, SKD)	Side milling	0.1 ~ 0.3	0.7 ~ 1.5	70 ~ 105	0.036	0.044	0.058	0.076	0.090	0.120
	Side finishing	0.05 ~ 0.2	0.7 ~ 1.5	100 ~ 150	0.039	0.048	0.063	0.084	0.099	0.131
Stainless steel (SUS304, SUS316)	Side milling	0.1 ~ 0.3	0.7 ~ 1.5	60 ~ 90	0.024	0.032	0.048	0.056	0.064	0.090
	Side finishing	0.05 ~ 0.2	0.7 ~ 1.5	85 ~ 130	0.026	0.036	0.053	0.062	0.071	0.099
Superalloy	Side milling	0.1 ~ 0.3	0.7 ~ 1.5	45 ~ 70	0.024	0.032	0.040	0.048	0.056	0.077
	Side finishing	0.05 ~ 0.2	0.7 ~ 1.5	65 ~ 100	0.026	0.036	0.045	0.053	0.062	0.085




d = tool diameter

※If the machine not stable, please reduce the feed about 20%. 若機床條件較不穩定，請將進給率調降 20%
If using trochoidal milling, please refer to the side milling cutting data. 若使用擺線加工，請參考側銑切削數據

V53X Seires ESSVA4


Working Material	Cutting Application	ae×d	ap×d	Vc	fz					
					4	6	8	10	12	16
Carbon steel (S45C, S55C)	Slot milling	1	0.5 ~ 1.0	100 ~ 180	0.029	0.035	0.046	0.058	0.069	0.092
	Side milling	0.1 ~ 0.3	0.7 ~ 1.5	130 ~ 280	0.035	0.041	0.055	0.069	0.083	0.110
Alloy steel / Tool steel (SK, SCM, SKD)	Slot milling	1	0.5 ~ 1.0	80 ~ 160	0.025	0.031	0.041	0.054	0.064	0.085
	Side milling	0.1 ~ 0.3	0.7 ~ 1.5	110 ~ 220	0.030	0.037	0.049	0.064	0.077	0.102
Stainless steel (SUS304, SUS316)	Slot milling	1	0.3 ~ 0.6	60 ~ 120	0.017	0.023	0.035	0.040	0.046	0.064
	Side milling	0.1 ~ 0.2	0.7 ~ 1.5	80 ~ 140	0.021	0.028	0.041	0.048	0.055	0.077
Superalloy	Slot milling	1	0.2 ~ 0.4	30 ~ 60	0.017	0.023	0.029	0.035	0.040	0.055
	Side milling	0.05 ~ 0.1	0.7 ~ 1.5	65 ~ 100	0.021	0.028	0.035	0.041	0.048	0.067



d = tool diameter

V53X Seires ESSVB4

Working Material	Cutting Application	ae×d	ap×d	Vc	fz					
					4	6	8	10	12	16
Carbon steel (S45C, S55C)	Slot milling	1	0.5 ~ 1.0	100 ~ 180	0.029	0.035	0.046	0.058	0.069	0.092
	Side milling	0.1 ~ 0.3	0.7 ~ 1.5	130 ~ 280	0.040	0.048	0.064	0.081	0.097	0.129
Alloy steel / Tool steel (SK, SCM, SKD)	Slot milling	1	0.5 ~ 1.0	80 ~ 160	0.025	0.031	0.041	0.054	0.064	0.085
	Side milling	0.1 ~ 0.3	0.7 ~ 1.5	110 ~ 220	0.036	0.044	0.058	0.076	0.090	0.120
Stainless steel (SUS304, SUS316)	Slot milling	1	0.3 ~ 0.6	60 ~ 120	0.017	0.023	0.035	0.040	0.046	0.064
	Side milling	0.1 ~ 0.2	0.7 ~ 1.5	80 ~ 140	0.024	0.032	0.048	0.056	0.064	0.090
Superalloy	Slot milling	1	0.2 ~ 0.4	30 ~ 60	0.017	0.023	0.029	0.035	0.040	0.055
	Side milling	0.05 ~ 0.1	0.7 ~ 1.5	65 ~ 100	0.024	0.032	0.040	0.048	0.056	0.077




d = tool diameter

※If the machine not stable, please reduce the feed about 20%. 若機床條件較不穩定，請將進給率調降 20%
If using trochoidal milling, please refer to the side milling cutting data. 若使用擺線加工，請參考側銑切削數據

V53X Seires ESSUVB4


Working Material	Cutting Application	ae×d	ap×d	Vc	fz					
					4	6	8	10	12	16
Carbon steel (S45C, S55C)	Slot milling	1	0.5 ~ 1.0	100 ~ 180	0.035	0.041	0.055	0.069	0.083	0.110
	Side milling	0.1 ~ 0.3	0.7 ~ 1.2	130 ~ 280	0.048	0.058	0.077	0.097	0.116	0.154
Alloy steel / Tool steel (SK, SCM, SKD)	Slot milling	1	0.5 ~ 1.0	80 ~ 160	0.030	0.037	0.049	0.064	0.077	0.102
	Side milling	0.1 ~ 0.3	0.7 ~ 1.2	110 ~ 220	0.043	0.053	0.069	0.091	0.108	0.144
Stainless steel (SUS304, SUS316)	Slot milling	1	0.3 ~ 0.6	60 ~ 120	0.021	0.028	0.041	0.048	0.055	0.077
	Side milling	0.1 ~ 0.2	0.7 ~ 1.2	80 ~ 140	0.029	0.039	0.058	0.068	0.077	0.108
Superalloy	Slot milling	1	0.2 ~ 0.4	30 ~ 60	0.021	0.028	0.035	0.041	0.048	0.067
	Side milling	0.05 ~ 0.1	0.7 ~ 1.2	65 ~ 100	0.029	0.039	0.048	0.058	0.068	0.092



d = tool diameter



※If the machine not stable, please reduce the feed about 20%. 若機床條件較不穩定，請將進給率調降 20%
If using trochoidal milling, please refer to the side milling cutting data. 若使用擺線加工，請參考側銑切削數據

A100 Seires ENSSC1



Material	Aluminum		
Vc	150 ~ 250 m/min		
Dia. (d)	RPM	Feed (mm/min)	fz (mm/tooth)
4	15000	5000	0.33
6	10000	5000	0.50
8	8400	4000	0.48
10	6700	4000	0.60
12	5000	4000	0.80
	ap = 0.5d ae = 1d		

1. Use as highly rigid and accurate machine as possible.
2. If the rpm available is lower than the recommend condition, please reduce the feed rate to the same ratio.
3. Use long shank type please reduce the rpm and feed rate.
4. The Feed and RPM may be changed depending on the M/C conditions, lubricating and cooling system.

A100 Seires ENSSS2, ENSSS3, ENSCS3, ENSSH3, ENSSF3, ENCSS3



Material	Aluminum Alloy			
Vc	55 ~ 225 m/min		45 ~ 185 m/min	
Dia. (d)	RPM	Feed (mm/min)	RPM	Feed (mm/min)
1	17800	590	17800	470
2	17800	620	17800	500
3	15000	650	15000	520
4	13000	685	13000	550
5	12000	720	12000	580
6	10000	760	10000	610
8	8500	840	8500	670
10	7000	920	7000	740
12	6000	1010	6000	810
	 $ap = 1 \sim 2d$ $ae = 0.05 \sim 0.15d$		 $ap = 0.2 \sim 0.5d$ $ae = 1d$	

A100 Seires ENSSB3

Material	Aluminum Alloy			
Vc	200 ~ 400 m/min		150 ~ 300 m/min	
Dia. (d)	RPM	fz (mm/z)	RPM	fz (mm/z)
4	23870	0.0200	17900	0.030
5	10900	0.0250	14320	0.040
6	15910	0.0350	11930	0.057
8	11930	0.0450	8950	0.075
10	9550	0.0570	7160	0.096
12	7960	0.0670	5970	0.110
16	5970	0.0880	4480	0.145
20	4770	0.1200	3580	0.180
	 $ap \leq 1.5d$ $ae \leq 0.3d$		 $ap \leq 1d$ $ae = 1d$	



1. Use as highly rigid and accurate machine as possible.
2. If the rpm available is lower than the recommend condition, please reduce the feed rate to the same ratio.
3. Use long shank type please reduce the rpm and feed rate.
4. The Feed and RPM may be changed depending on the M/C conditions ,lubricating and cooling system.

A100 Seires ENSSP3

Material	Aluminum Alloy			
Vc	150 ~ 350 m/min		120 ~ 300 m/min	
Dia. (d)	RPM	Feed (mm/min)	RPM	Feed (mm/min)
6	16000	1280	13000	880
8	12000	1520	9500	960
10	9500	1520	7600	960
12	8000	1520	6400	960
16	6000	1520	4800	960
	 <p>ap = 1 ~ 2d ae = 0.05 ~ 0.15d</p>		 <p>ap = 0.2d ae = 1d</p>	

Solid Carbide Endmills

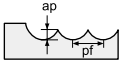
A100 Seires ENSSV3

Material	Aluminum alloy (AL5052 / 6061 / 7075)			
Vc	200 ~ 400 m/min		150 ~ 300 m/min	
Dia. (d)	RPM	fz (mm/z)	RPM	fz (mm/z)
3	31820	0.02	23870	0.01
4	23870	0.03	17900	0.02
5	19090	0.03	14320	0.02
6	15910	0.05	11930	0.03
8	11930	0.07	8950	0.04
10	9550	0.09	7160	0.06
12	7960	0.11	5970	0.08
16	5970	0.15	4480	0.10
	 <p>ap = 1.5d ae = 0.1 ~ 0.5d</p>		 <p>ap = 0.5 ~ 1d ae = 1d</p>	

※When machining Aluminum alloy with Si ≥ 8% , reduce RPM 30% and Feed 30%.

1. Use as highly rigid and accurate machine as possible.
2. If the rpm available is lower than the recommend condition, please reduce the feed rate to the same ratio.
3. Use long shank type please reduce the rpm and feed rate.
4. The Feed and RPM may be changed depending on the M/C conditions ,lubricating and cooling system.

A100 Seires ENBSA2

WORKING MATERIAL	ALLUMINUM ALLOY	
CODE	A5052	
Vc	327 m/min	
Dia. (d)	RPM	Feed (mm/min)
2mm	50,700	2,000
3mm	33,800	2,000
4mm	26,000	2,000
5mm	20,800	2,000
6mm	16,900	2,000
8mm	13,000	2,000
10mm	10,400	2,000
12mm	7,800	2,000
16mm	6,500	2,000
	$ap = 0.1d$ $pf = 0.1d$	

1. Use as highly rigid and accurate machine as possible.
2. If the rpm available is lower than the recommend condition, please reduce the feed rate to the same ratio.
3. Use long shank type please reduce the rpm and feed rate.
4. The Feed and RPM may be changed depending on the M/C conditions ,lubricating and cooling system.

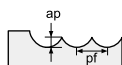
A100 Seires ENSRC2

Material		Copper							Copper Tungsten (W70%-Cu30%)						
Application		Side Milling				Slotting			Side Milling				Slotting		
Dia. (d)	EFF-L	RPM	Feed (mm/min)	ap (mm)	ae (mm)	RPM	Feed (mm/min)	ap (mm)	RPM	Feed (mm/min)	ap (mm)	ae (mm)	RPM	Feed (mm/min)	ap (mm)
0.5	1.5	40000	900	0.5	0.025	40000	800	0.070	30000	650	0.3	0.02	30000	550	0.05
	2	38000	800	0.5	0.02	35000	700	0.055	28000	550	0.3	0.016	26000	450	0.04
	3	35000	700	0.5	0.015	32000	600	0.040	26000	500	0.3	0.012	25000	400	0.03
	4	28000	550	0.5	0.008	26000	500	0.030	24000	400	0.3	0.005	22000	300	0.02
	6	18000	350	0.5	0.005	18000	300	0.015	15000	220	0.3	0.003	15000	180	0.01
1	3	24000	2200	1	0.06	24000	2000	0.22	20000	1600	0.8	0.04	20000	1400	0.16
	4	24000	2000	1	0.05	22000	1800	0.20	20000	1400	0.8	0.035	18000	1100	0.14
	5	22000	1700	1	0.04	20000	1500	0.16	18000	1200	0.8	0.028	16000	950	0.12
	6	20000	1500	1	0.03	18000	1200	0.14	16000	1000	0.8	0.02	14000	800	0.10
	8	16000	1200	1	0.025	15000	1000	0.10	14000	800	0.8	0.018	12000	650	0.08
	10	14000	1000	1	0.02	12000	800	0.07	12000	650	0.8	0.014	11000	550	0.05
2	12	10000	700	1	0.01	10000	650	0.05	9000	450	0.8	0.007	8000	400	0.035
	6	18000	2500	2	0.10	16000	2200	0.45	14000	1800	1.5	0.08	12000	1500	0.30
	8	16000	2200	2	0.09	14000	1900	0.40	12000	1500	1.5	0.07	12000	1400	0.28
	10	14000	1900	2	0.08	12000	1600	0.35	10000	1200	1.5	0.06	10000	1000	0.24
	12	12000	1600	2	0.07	11000	1400	0.28	10000	1100	1.5	0.05	9000	900	0.20
	14	11000	1400	2	0.06	10000	1200	0.24	9000	950	1.5	0.04	8000	800	0.16
	16	10000	1200	2	0.045	9000	1000	0.18	8000	800	1.5	0.03	7000	650	0.12
3	20	9000	1000	2	0.03	8000	850	0.12	7000	700	1.5	0.02	6000	550	0.08
	10	16000	2400	3	0.12	14000	2000	0.7	12000	1800	2.4	0.08	11000	1500	0.5
	16	14000	2100	3	0.10	12000	1600	0.6	11000	1600	2.4	0.07	9000	1100	0.4
	20	11000	1500	3	0.07	10000	1200	0.4	9000	1100	2.4	0.05	8000	900	0.3
4	25	10000	1300	3	0.05	9000	1000	0.2	8000	900	2.4	0.03	7000	700	0.15
	16	12000	2400	4	0.20	10000	2000	0.9	9000	1600	3	0.15	8000	1400	0.7
	20	10000	2000	4	0.15	8000	1600	0.7	8000	1400	3	0.10	6000	1000	0.5
4	25	9000	1700	4	0.10	8000	1500	0.5	7000	1200	3	0.07	6000	1000	0.3

Solid Carbide Endmills

A100 Seires ENBRC2

Material		Copper				Copper Tungsten (W70%-Cu30%)			
Radius (R)	EFF-L	RPM	Feed (mm/min)	ap (mm)	pf (mm)	RPM	Feed (mm/min)	ap (mm)	pf (mm)
0.25R	2	40000	800	0.08	0.15	30000	500	0.08	0.15
	3	35000	600	0.06	0.1	27000	400	0.06	0.08
	4	30000	400	0.04	0.08	22000	200	0.025	0.05
	5	25000	300	0.02	0.04	18000	150	0.01	0.02
0.5R	3	40000	2800	0.25	0.4	30000	2000	0.25	0.4
	4	40000	2400	0.2	0.4	30000	1600	0.2	0.4
	5	35000	2000	0.16	0.3	27000	1400	0.12	0.25
	6	30000	1600	0.14	0.3	25000	1000	0.1	0.25
	8	25000	1000	0.12	0.2	18000	500	0.06	0.1
	10	20000	800	0.08	0.15	16000	300	0.03	0.05
1.0R	12	16000	600	0.06	0.1	12000	200	0.015	0.04
	4	30000	4000	0.45	0.8	22000	2400	0.45	0.8
	6	27000	3000	0.45	0.8	20000	1800	0.45	0.8
	8	25000	2400	0.4	0.8	18000	1600	0.4	0.8
	10	22000	2000	0.3	0.6	16000	1400	0.25	0.5
	12	16000	1400	0.3	0.6	12000	900	0.25	0.5
	16	12000	1000	0.25	0.5	9000	500	0.12	0.25
1.5R	20	10000	800	0.15	0.3	8000	350	0.06	0.1
	25	8000	600	0.08	0.15	6000	200	0.03	0.05
	8	22000	3800	0.8	1.95	18000	2800	0.7	1.3
	10	20000	3400	0.7	1.5	16000	2400	0.6	1.2
	16	18000	3000	0.6	1.0	14000	2000	0.6	1.2
	20	16000	2400	0.5	0.8	12000	1400	0.4	0.6
2.0R	25	12000	1800	0.4	0.6	10000	900	0.2	0.3
	30	8000	1200	0.2	0.4	6000	500	0.08	0.15
	12	16000	4000	1.0	1.6	12000	2800	0.8	1.6
	16	16000	3400	0.8	1.6	12000	2400	0.8	1.6
	20	14000	3000	0.8	1.6	10000	2000	0.8	1.6
2.0R	25	14000	3000	0.6	1.2	10000	2000	0.5	1.0
	30	12000	2400	0.5	1.0	7000	1200	0.3	0.5
	40	8000	1200	0.4	0.8	5000	500	0.15	0.3



Recommended Cutting Conditions 建議切削參數

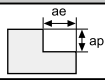
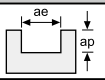


A100 Seires ENCRC2

Material			Copper				Copper Tungsten (W70%-Cu30%)			
Dia. (d)	Radius (R)	EFF-L	RPM	Feed (mm/min)	ap (mm)	ae (mm)	RPM	Feed (mm/min)	ap (mm)	ae (mm)
0.5	0.1R	2	40000	800	0.06	0.25	36000	720	0.054	0.23
		3	35000	640	0.05	0.25	32000	580	0.045	0.23
		4	30000	480	0.036	0.25	27000	420	0.032	0.23
		5	25000	400	0.024	0.25	23000	360	0.022	0.23
1	0.1R	3	25000	2400	0.06	0.6	23000	2200	0.054	0.55
		4	25000	2200	0.055	0.6	23000	2000	0.05	0.55
		5	22000	2000	0.05	0.6	20000	1800	0.045	0.55
		6	20000	1800	0.045	0.6	18000	1600	0.04	0.55
		8	16000	1400	0.04	0.6	14000	1200	0.036	0.55
	0.2R	10	12000	1000	0.03	0.6	11000	900	0.027	0.55
		3	25000	2400	0.12	0.6	23000	2200	0.11	0.55
		4	25000	2200	0.11	0.6	23000	2000	0.10	0.55
		5	22000	2000	0.10	0.6	20000	1800	0.09	0.55
		6	20000	1800	0.09	0.6	18000	1600	0.08	0.55
2	0.1R	8	16000	1400	0.08	0.6	14000	1200	0.07	0.55
		10	12000	1000	0.06	0.6	11000	900	0.054	0.55
		5	16000	3000	0.06	1.2	14000	2700	0.054	1.1
		8	14000	2600	0.06	1.2	13000	2400	0.054	1.1
		10	12000	2000	0.06	1.2	11000	1800	0.054	1.1
	0.3R	15	10000	1600	0.05	1.2	9000	1400	0.045	1.1
		20	8000	1200	0.04	1.2	7000	1100	0.036	1.1
		5	16000	3000	0.18	1.2	14000	2700	0.16	1.1
		8	14000	2600	0.18	1.2	13000	2400	0.16	1.1
		10	12000	2000	0.18	1.2	11000	1800	0.16	1.1
3	0.2R	15	10000	1600	0.14	1.2	9000	1400	0.13	1.1
		20	8000	1200	0.10	1.2	7000	1100	0.09	1.1
		12	14000	3000	0.12	1.8	13000	2700	0.11	1.6
		15	13000	2600	0.12	1.8	12000	2400	0.11	1.6
		18	12000	2400	0.10	1.8	11000	2200	0.09	1.6
	0.5R	24	10000	1800	0.08	1.8	9000	1600	0.07	1.6
		30	8000	1400	0.07	1.8	7000	1200	0.06	1.6
		12	14000	3000	0.30	1.8	13000	2700	0.27	1.6
		15	13000	2600	0.30	1.8	12000	2400	0.27	1.6
		18	12000	2400	0.25	1.8	11000	2200	0.23	1.6
4	0.2R	24	10000	1800	0.20	1.8	9000	1600	0.18	1.6
		30	8000	1400	0.16	1.8	7000	1200	0.14	1.6
		16	10000	2800	0.14	2.8	9000	2500	0.13	2.5
	0.5R	24	8000	2200	0.12	2.8	7000	1900	0.11	2.5
		32	6000	1600	0.10	2.8	5500	1400	0.09	2.5
		16	10000	2800	0.30	2.4	9000	2500	0.27	2.2
4	0.5R	24	8000	2200	0.24	2.4	7000	1900	0.22	2.2
		32	6000	1600	0.18	2.4	5500	1400	0.16	2.2



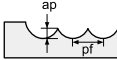
Solid Carbide Endmills

A200 Seires EGSSC4, EGCSC4, EGSRC2, EGCRC2

Material	Graphite					
Dia (mm)	RPM	fz (mm/z)	Side Milling 		Slot Milling 	
			ap (mm)	ae (mm)	ap (mm)	ae (mm)
3	10000 ~ Max.	0.012 ~ 0.018	1×d	0.1×d	0.25×d	1×d
4	10000 ~ Max.	0.016 ~ 0.024	1×d	0.1×d	0.25×d	1×d
5	10000 ~ Max.	0.020 ~ 0.030	1×d	0.1×d	0.25×d	1×d
6	10000 ~ Max.	0.024 ~ 0.036	1×d	0.1×d	0.25×d	1×d
8	10000 ~ Max.	0.026 ~ 0.038	1×d	0.1×d	0.25×d	1×d
10	10000 ~ Max.	0.032 ~ 0.048	1×d	0.1×d	0.25×d	1×d
12	10000 ~ Max.	0.038 ~ 0.058	1×d	0.1×d	0.25×d	1×d
						


※For EGSRC, EGCRC, need reduce the fz 30%.

A200 Seires EGBSC2, EGBRC2

Material	Graphite		
Dia (mm)	RPM	ap (mm)	ae (mm)
2	10000 ~ Max.	0.1	0.1
3	10000 ~ Max.	0.1	0.15
4	10000 ~ Max.	0.2	0.2
6	10000 ~ Max.	0.2	0.3
8	10000 ~ Max.	0.25	0.3
10	10000 ~ Max.	0.3	0.4
12	10000 ~ Max.	0.3	0.4
			


1. Use as highly rigid and accurate machine as possible.
2. If the rpm available is lower than the recommend condition, please reduce the feed rate to the same ratio.
3. Use long shank type please reduce the rpm and feed rate.
4. The Feed and RPM may be changed depending on the M/C conditions ,lubricating and cooling system.

A300 Seires ECSSF

Material	CFRP		GFRP	
Vc	160 ~ 220 m/min		100 ~ 160 m/min	
Dia. (d)	RPM	fz (mm/tooth)	RPM	fz (mm/tooth)
6	10080	0.020	6900	0.020
8	7560	0.030	5170	0.030
10	6050	0.030	4140	0.030
12	5040	0.035	3450	0.035
	$ap = 1.5d$ $ae \leq 0.35d$			

Solid Carbide Endmills

A300 Seires ECSSR

Material	CFRP		GFRP	
Vc	140 ~ 200 m/min		90 ~ 140 m/min	
Dia. (d)	RPM	fz (mm/tooth)	RPM	fz (mm/tooth)
6	9020	0.020	6100	0.020
8	6760	0.030	4570	0.030
10	5410	0.030	3660	0.030
12	4510	0.035	3050	0.035
	$ap = 2d$ $ae \leq 0.35d$			

1. Use as highly rigid and accurate machine as possible.
2. If the rpm available is lower than the recommend condition, please reduce the feed rate to the same ratio.
3. Use long shank type please reduce the rpm and feed rate.
4. The Feed and RPM may be changed depending on the M/C conditions ,lubricating and cooling system.

A400 Seires ENSSD

2 Flutes

Working Material	ap	Horizontal milling 水平銑削								Vertical milling 垂直銑削							
		6mm		8mm		10mm		12mm		6mm		8mm		10mm		12mm	
		Vc m/min	fz mm/z	Vc m/min	fz mm/z	Vc m/min	fz mm/z	Vc m/min	fz mm/z	Vc m/min	fz mm/z	Vc m/min	fz mm/z	Vc m/min	fz mm/z	Vc m/min	fz mm/z
Wood / Plywood / MDF / Plastic / ACP 木材 / 膠合板 / 中密度 纖維板 / 塑料 / 鋁塑板	1×d	282 ~ 340	0.08	370 ~ 450	0.08	380 ~ 560	0.14	450 ~ 680	0.20	282 ~ 340	0.04	370 ~ 450	0.04	380 ~ 560	0.07	450 ~ 680	0.10

3 Flutes

Working Material	ap	Horizontal milling 水平銑削				Vertical milling 垂直銑削			
		10mm		12mm		10mm		12mm	
		Vc m/min	fz mm/z	Vc m/min	fz mm/z	Vc m/min	fz mm/z	Vc m/min	fz mm/z
Wood / Plywood / MDF / Plastic / ACP 木材 / 膠合板 / 中密度 纖維板 / 塑料 / 鋁塑板	1×d	380 ~ 560	0.14	450 ~ 680	0.17	380 ~ 560	0.05	450 ~ 680	0.06

1. Use as highly rigid and accurate machine as possible.
2. If the rpm available is lower than the recommend condition, please reduce the feed rate to the same ratio.
3. Use long shank type please reduce the rpm and feed rate.
4. The Feed and RPM may be changed depending on the M/C conditions ,lubricating and cooling system.


Troubleshooting

銑削加工異常原因及對策

Trouble 情況	Occurrences 原因	Countermeasures 對策
Chipping 崩刃	Too high feed 進給量太大	Reduce feed 降低進給量
	Up milling 逆銑 (向上切削)	Change down milling 順銑 (向下切削)
	Sharp cutting edge 切削刃太鋒利	Honing at the cutting edge-chamfering or rounding if needed 修磨切削刃 - 必要時倒角或倒圓
	Chattering 震動	Check spindle speed down 向下調整主軸轉速
	Too much overhang 刀具突出量太長	Adjust to minimize overhang 將刀具突出量調整為最小
	Unfixed chucking of Endmill 銑刀未牢固夾緊	Check the precision of chuck and collet 調整夾治具精度
Wear 磨損	High Cutting speed 切削速度過高	Decrease cutting speed 減低切削速度
	Low feed 進給量太小	Increase feed 增加進給量
	Up milling 逆銑 (向上切削)	Down milling 順銑 (向下切削)
	High-hardened work piece 材質硬度過高	Choosing special coating endmill 選用特殊鍍膜的銑刀
Tool Breakage 刀具折斷	Too much cutting amount 切削量太大	Decrease cutting amount 減少切削量
	High cutting force 切削力過大	Feed down; spindle speed up 降低進給；提高轉速
	Too much overhang 刀具突出量太長	Adjust to minimize overhang 將刀具突出量調整為最小
Surface Roughness 表面粗糙度	Chattering 震動	Change the cutting condition 改變切削條件
	Generation of built-up edge 排屑不良	Increasing cutting speed & Feed rate or down milling 提高切削速度 & 進給率或順銑
	high feed, low speed 高進給，低切削速度	Reduce feed & Increase speed 降低進給提高切削速度
Accuracy of finished work piece 加工精度	Incorrect Numbers of flute 刃數不夠	Replace more flutes Endmill 更換多刃銑刀
	Deflection of Tool 刀具偏差	Using big diameter tool & Minimize the overhang 使用大刃徑和突出量減至最小

· Turning Tools	· 車刀具	C002
- Insert Designations and Grades	- 車刀片型號及材質介紹	C003
- Negative Turning Inserts	- 負角車刀片	C006
- Positive Turning Inserts	- 正角車刀片	C012
- Selection Guide & Cutting Conditions	- 車削選擇指南及切削數據	C020
- Turning Inserts Grade Comparison	- 車刀片材質比較表	C022
- Turning Inserts Chipbreaker Comparison	- 車刀片斷屑槽比較表	C026
- Turning Holders	- 車刀桿	C030
· Grooving & Parting Tools	· 切槽及切斷刀具	C077
- MGEH Grooving (Depth < 20mm)	- MGEH 切槽 (切深 < 20mm)...	C078
- KGM Grooving (Depth < 20mm)	- KGM 切槽 (切深 < 20mm)...	C080
- TGF Vertical Shallow Grooving (Depth < 2.5mm)	- TGF 立式淺切槽 (切深 < 2.5mm)...	C082
- TGL Laydown Shallow Grooving (Depth < 2.5mm)	- TGL 臥式淺切槽 (切深 < 2.5mm)...	C086
- SGIH Parting (Depth < 40mm)	- SGIH 切斷 (切深 < 40mm)...	C091
· Thread Turning Tools	· 車牙刀具	C093
- Thread Turning Inserts	- 車牙刀片	C094
- Thread Turning Holders	- 車牙刀桿	C103
· Auto Lathe Tools	· 自動車床刀具	C112
- DL Solid Carbide Mini Bars	- DL 迷你鎢鋼內徑搪刀	C113
- DE Solid Carbide Modular Bars	- DE 模組化鎢鋼內徑搪刀	C122
- ETU Solid Carbide Endmills (Short Total Length)	- ETU 全鎢鋼銑刀 (短全長)....	C131
- ETW Solid Carbide Slitting Saws	- ETW 全鎢鋼小徑鋸片	C132
- SAKG Indexable Turning Tools	- SAKG 多功能捨棄式車刀	C136


Negative Turning Inserts 負角車刀片



- 50+ types to choose from.
- Thick coating layer structure for various applications.
- Usable range cover from finishing to roughing.
- 超過 50 種刀片種類可供選擇
- 針對多樣化加工提供厚塗層對應
- 加工範圍包含蓋精加工至粗加工

→ Page C006


Positive Turning Inserts 正角車刀片



- 25+ types to choose from.
- E, G or M tolerance inserts available.
- Usable range cover from finishing to medium.
- 超過 25 種刀片種類可供選擇
- 可提供 E 級、G 級或 M 級公差車刀片
- 加工範圍包含精加工至中加工

→ Page C012


CBN Turning Inserts 立方氮化硼車刀片



- For hardened steel (HRC 45 ~ 65).
- Wear resistance and heat resistance improves tool life.
- Special edge design improves stability and efficiency.
- 適用於 HRC 45 ~ 65 高硬度鋼加工
- 高耐磨與高耐熱性增強刀具壽命
- 特殊刀口設計，提高加工穩定性與效能

→ Page C029-1

Turning Holders 車刀桿

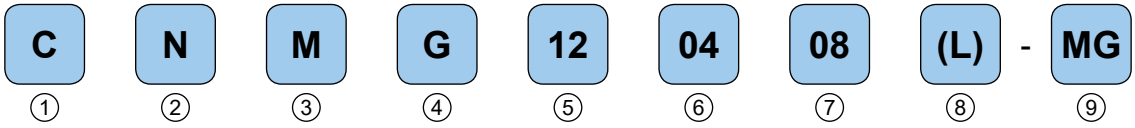


- Wide range of ISO turning holders available.
- External turning holders provides 9.5~32mm shank height.
- Internal turning holders provides 8~60mm shank diameter.
- 提供各種 ISO 車刀桿
- 外徑車刀桿提供 9.5~32mm 刀桿高度
- 內徑車刀桿提供 8~60mm 刀桿外徑

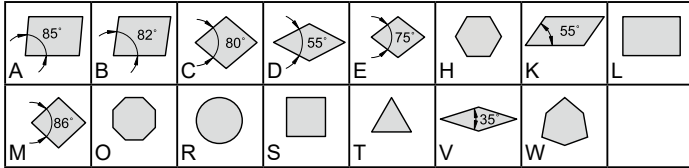
→ Page C034

Designations for Turning Insert

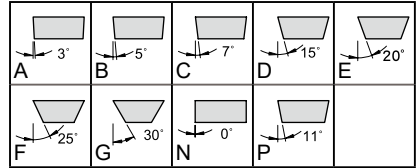
車刀片型號編碼



① Insert Shape



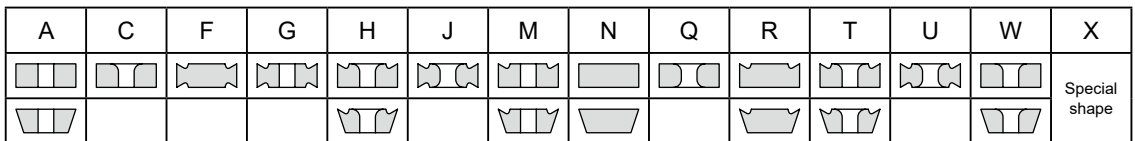
② Relief Angle



③ Tolerance Class

Tolerance	Range of tolerance												
	A	F	C	H	E	G	J	K	L	M	N	U	
$d \pm$	0.025	0.013	0.025	0.013	0.025	0.025	0.05-0.15	0.05-0.15	0.05-0.15	0.05-0.15	0.05-0.15	0.08-0.25	
$m \pm$	0.005	0.005	0.013	0.013	0.025	0.025	0.005	0.013	0.025	0.08-0.2	0.08-0.2	0.13-0.38	
$s \pm$	0.025	0.025	0.025	0.025	0.025	0.05-0.13	0.025	0.025	0.025	0.05-0.13	0.025	0.13	

④ Insert Features



⑤ Edge Length

Metric							I.C.
C	D	S	T	R	V	W	mm
03	04	03	06	03	-	02	3.97
04	05	04	08	04	08	S3	4.76
05	06	05	09	05	09	03	5.56
-	-	-	-	06	-	-	6.00
06	07	06	11	06	11	04	6.35
08	09	07	13	07	13	05	7.94
-	-	-	-	08	-	-	8.00
09	11	09	16	09	16	06	9.525
-	-	-	-	10	-	-	10.00
11	13	11	19	11	19	07	11.11
-	-	-	-	12	-	-	12.00
12	15	12	22	12	22	08	12.70
14	17	14	24	14	24	09	14.29
16	19	15	27	15	27	10	15.875
-	-	-	-	16	-	-	16.00
17	21	17	30	17	30	11	17.46
19	23	19	33	19	33	13	19.05
-	-	-	-	20	-	-	20.00
22	27	22	38	22	38	15	22.225
-	-	-	-	25	-	-	25.00
25	31	25	44	25	44	17	25.40
32	38	31	54	31	54	21	31.75
-	-	-	-	32	-	-	32.00

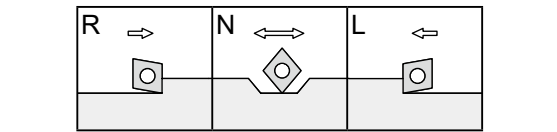
⑥ Thickness

Symbol	01	T1	02	03	T3	04	05	06	07	09
S(mm)	1.59	1.98	2.38	3.18	3.97	4.76	5.56	6.35	7.94	9.52

⑦ Corner Radius

Symbol	01	02	04	08	12	16	20	24	28	32
r(mm)	0.1	0.2	0.4	0.8	1.2	1.6	2.0	2.4	2.8	3.2

⑧ Cutting Direction



⑨ Chip Breaker Geometry

Positive Type	Negative Type
AG, XF, YF, FG, MG, MP	FG, FP, SM, SP, MP, ME, RK, RG, RP, HG

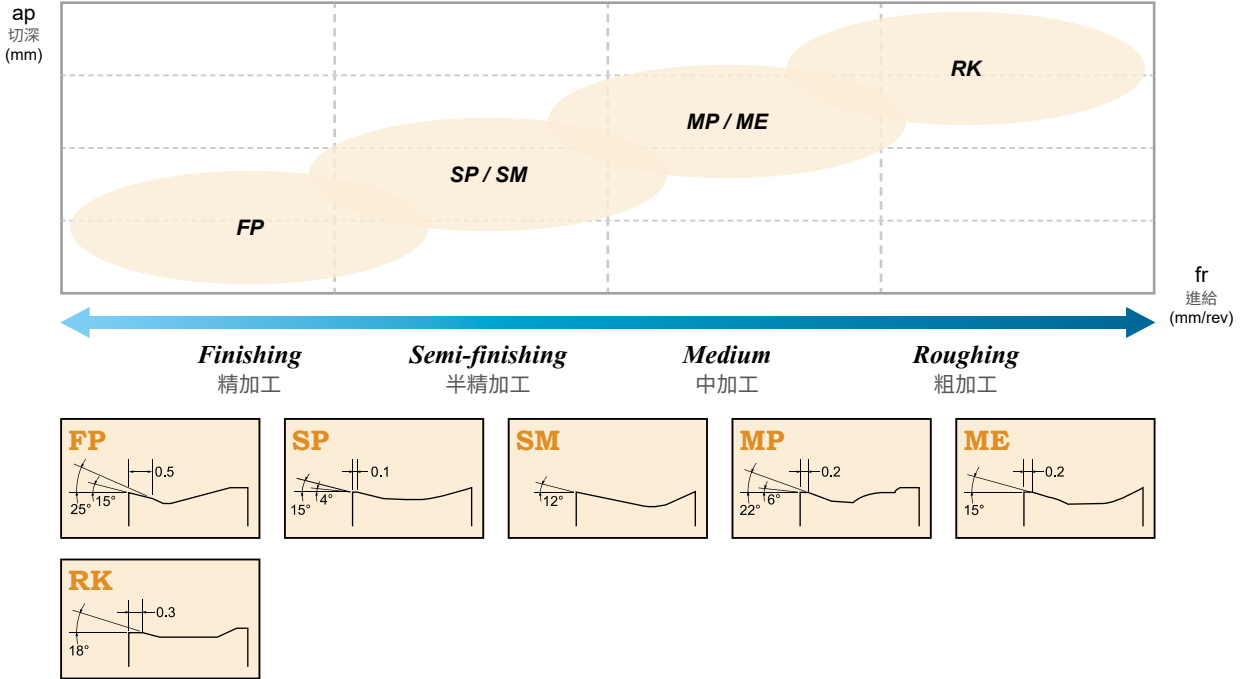
Turning

Turning Insert Grades 車刀片材質介紹

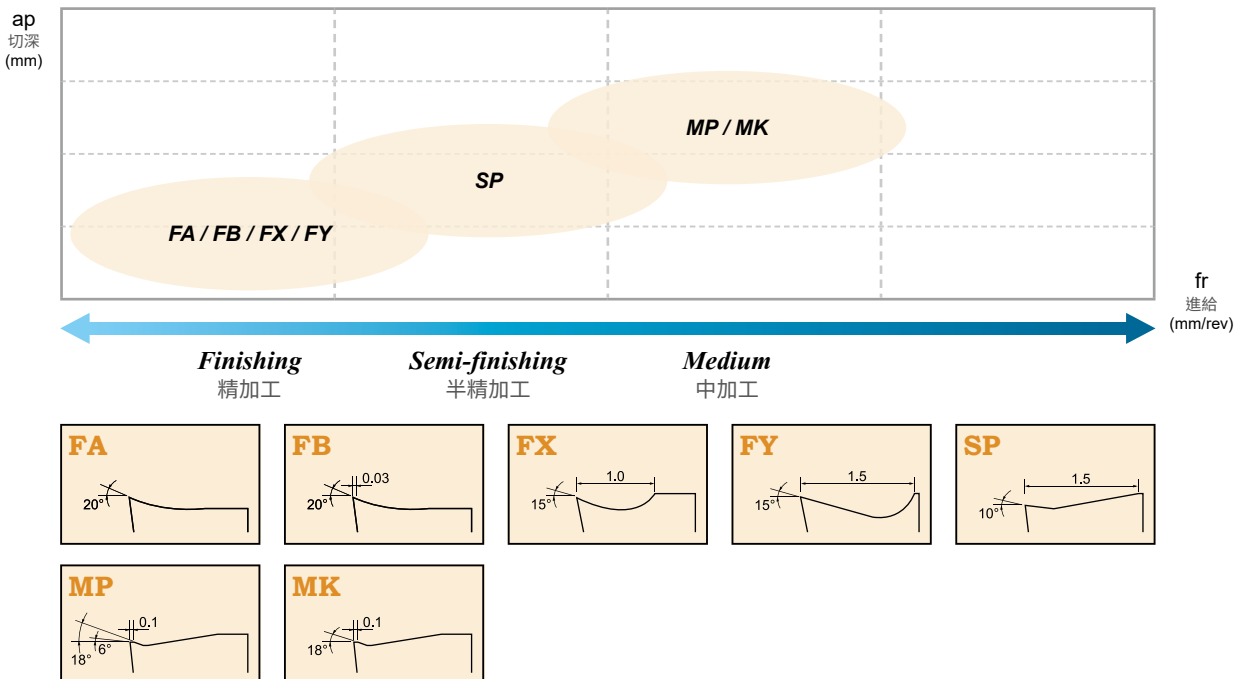
Grade Type 刀片材質	Coating Substrate 塗層基材	Application 加工特性	Working Material 加工材質						Industry Area 產業應用範圍	Previous Grade 以前的材質
			P	M	K	N	S	H		
CC7015	CVD TiCN-Al ₂ O ₃ -TiN	<ul style="list-style-type: none"> Finishing and semi-finishing Continuous cutting Wear resistance grade for cast iron is 1st recommended 適用於精加工和半精加工 適用連續加工 適合鑄鐵的第一推薦耐磨材質 	○	○	●			○	<ul style="list-style-type: none"> Auto parts Machinery parts 汽車零件 機械零件 	CX2575
CC7025	CVD TiCN-Al ₂ O ₃ -TiN	<ul style="list-style-type: none"> Semi-finishing and medium Light interrupted cutting General purpose grade for alloy steel is 1st recommended 適用於半精加工和中加工 適用輕斷續加工 適合合金鋼的第一推薦泛用材質 	●	●	●				<ul style="list-style-type: none"> Auto parts Machinery parts 汽車零件 機械零件 	CX3575
CC7035	CVD TiCN-Al ₂ O ₃ -TiN	<ul style="list-style-type: none"> Medium and roughing Interrupted cutting Tough grade for stainless steel is 1st recommended 適用於中加工和粗加工 適用斷續加工 適合不鏽鋼的第一推薦韌性材質 	●	●	○				<ul style="list-style-type: none"> Energy Oil & Gas Medical 能源產業 石化產業 醫療產業 	-
CP6015	PVD AlTiSiN	<ul style="list-style-type: none"> Finishing cutting Continuous cutting Wear resistance grade for metal working 適用於精加工 適用連續加工 適合大部份金屬加工的耐磨材質 	●	○	●		●		<ul style="list-style-type: none"> Auto small parts Machinery parts Aircraft parts Auto lathe 汽車小零件 機械零件 航太零件 自動車床 	CX1060
CP6025	PVD AlTiSiN	<ul style="list-style-type: none"> Semi-finishing and medium Light interrupted cutting General purpose grade for carbon steel and alloy steel 適用於半精加工和中加工 適用輕斷續加工 適合碳鋼及合金鋼的泛用材質 	●	●	●		●		<ul style="list-style-type: none"> Auto small parts Machinery parts Aircraft parts Auto lathe 汽車小零件 機械零件 航太零件 自動車床 	CX2561
CU1000	Uncoated	<ul style="list-style-type: none"> Finishing and medium cutting Continuous cutting For aluminum alloy 適用於精加工和中加工 適用連續加工 適合鋁合金 						●	<ul style="list-style-type: none"> Bike & auto small parts Electronic parts Auto lathe 自行車與汽車小零件 電子零件 自動車床 	CX10

Turning Insert Chip Breakers 車刀片斷屑槽介紹

Negative 負角


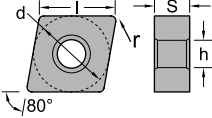







Positive 正角




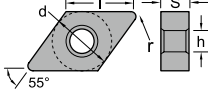




CN□□ - Negative Turning Inserts

負角車刀片

Inserts	Designation	Grade No.					Dimensions (mm)					Drawing
		CVD		PVD		CU1000	d	l	S	r	h	
		CG7015	CG7025	CG7035	CP6015							
Finishing 精	 CNMG 120404-FP	✓	✓		✓		12.7	12.9	4.76	0.4	5.16	
	120408-FP	✓	✓		✓		12.7	12.9	4.76	0.8	5.16	
Semi-finishing 半精	 CNMG 120404-SM	✓	✓		✓		12.7	12.9	4.76	0.4	5.16	
	120408-SM	✓	✓		✓		12.7	12.9	4.76	0.8	5.16	
	 CNMG 120404-SP	✓	✓		✓		12.7	12.9	4.76	0.4	5.16	
	120408-SP	✓	✓		✓		12.7	12.9	4.76	0.8	5.16	
Medium 中	 CNMA 120404	✓					12.7	12.9	4.76	0.4	5.16	
	120408	✓					12.7	12.9	4.76	0.8	5.16	
	 CNMG 120404-MP	✓	✓	✓	✓		12.7	12.9	4.76	0.4	5.16	
	120408-MP	✓	✓	✓	✓		12.7	12.9	4.76	0.8	5.16	
	120412-MP	✓	✓	✓			12.7	12.9	4.76	1.2	5.16	
Roughing 粗	 CNMG 120408-RK		✓	✓			12.7	12.9	4.76	0.8	5.16	
	120412-RK		✓	✓			12.7	12.9	4.76	1.2	5.16	

DN□□ - Negative Turning Inserts

負角車刀片

Inserts	Designation	Grade No.						Dimensions (mm)					Drawing
		CVD			PVD			d	l	S	r	h	
		CG7015	CG7025	CG7035	CP6015	CP6025	CU1000						
Finishing 精	 DNGX 110401-FP 110402-FP				✓			9.525	11.6	4.76	0.1	4.5	
					✓			9.525	11.6	4.76	0.2	4.5	
	 DNMG 110404-FP 110408-FP	✓	✓		✓			9.525	11.6	4.76	0.4	3.81	
		✓	✓		✓			9.525	11.6	4.76	0.8	3.81	
	 DNMG 150404-FP 150408-FP 150608-FP	✓	✓		✓			12.7	15.5	4.76	0.4	5.16	
		✓	✓		✓			12.7	15.5	4.76	0.8	5.16	
✓		✓		✓			12.7	15.5	6.35	0.8	5.16		
Semi-finishing 半精	 DNMG 150404-SP 150408-SP	✓	✓		✓			12.7	15.5	4.76	0.4	5.16	
		✓	✓		✓			12.7	15.5	4.76	0.8	5.16	
Medium 中	 DNMG 150404-MP 150408-MP 150608-MP	✓	✓					12.7	15.5	4.76	0.4	5.16	
		✓	✓					12.7	15.5	4.76	0.8	5.16	
		✓	✓					12.7	15.5	6.35	0.8	5.16	


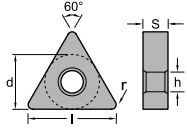







Turning

SN□□ - Negative Turning Inserts 負角車刀片

Inserts	Designation	Grade No.						Dimensions (mm)					Drawing
		CVD			PVD			d	l	S	r	h	
		CG7015	CG7025	CG7035	CP6015	CP6025	CU1000						
Medium 中	SNMG 120408-MP	✓	✓	✓				12.7	12.7	4.76	0.8	5.16	
	120412-MP	✓	✓	✓				12.7	12.7	4.76	1.2	5.16	
Roughing 粗	SNMG 120408-RK			✓	✓			12.7	12.7	4.76	0.8	5.16	
	120412-RK			✓	✓			12.7	12.7	4.76	1.2	5.16	

TN□□ - Negative Turning Inserts


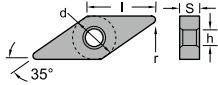

負角車刀片

Inserts	Designation	Grade No.					Dimensions (mm)					Drawing
		CVD		PVD			d	l	S	r	h	
		CG7015	CG7025	CP6015	CP6025	CU1000						
Finishing 精	 TNMG 160404-FP	✓	✓		✓		9.525	16.5	4.76	0.4	3.81	
	160408-FP	✓	✓		✓		9.525	16.5	4.76	0.8	3.81	
Semi-finishing 半精	 TNMG 160404-SP	✓	✓		✓		9.525	16.5	4.76	0.4	3.81	
	160408-SP	✓	✓		✓		9.525	16.5	4.76	0.8	3.81	
Medium 中	 TNMA 160404	✓					9.525	16.5	4.76	0.4	3.81	
	160408	✓					9.525	16.5	4.76	0.8	3.81	
	 TNMG 160404R-ME	✓	✓	✓	✓		9.525	16.5	4.76	0.4	3.81	
	160408R-ME	✓	✓	✓	✓		9.525	16.5	4.76	0.8	3.81	
	 TNMG 160404L-ME	✓	✓	✓	✓		9.525	16.5	4.76	0.4	3.81	
	160408L-ME	✓	✓	✓	✓		9.525	16.5	4.76	0.8	3.81	
	 TNMG 160404-MP	✓	✓	✓	✓		9.525	16.5	4.76	0.4	3.81	
	160408-MP	✓	✓	✓	✓		9.525	16.5	4.76	0.8	3.81	
160412-MP	✓	✓	✓	✓		9.525	16.5	4.76	1.2	3.81		
Roughing 粗	 TNMG 160408-RK		✓	✓			9.525	16.5	4.76	0.8	3.81	
	160412-RK		✓	✓			9.525	16.5	4.76	1.2	3.81	
	 TNMG 220408-RK		✓	✓			12.7	22.0	4.76	0.8	5.16	

Turning

VN□□ - Negative Turning Inserts

負角車刀片

Inserts	Designation	Grade No.						Dimensions (mm)					Drawing
		CVD			PVD			d	l	S	r	h	
		CG7015	CG7025	CG7035	CP6015	CP6025	CP6035						
Finishing 精 	VNMG 160404-FP	✓	✓		✓			9.525	16.6	4.76	0.4	3.81	
	VNMG 160408-FP	✓	✓		✓			9.525	16.6	4.76	0.8	3.81	
Medium 中 	VNMG 160404-MP	✓	✓					9.525	16.6	4.76	0.4	3.81	
	VNMG 160408-MP	✓	✓					9.525	16.6	4.76	0.8	3.81	

WN□□ - Negative Turning Inserts





負角車刀片

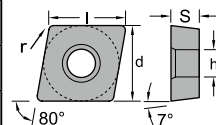
Inserts	Designation	Grade No.						Dimensions (mm)					Drawing
		CVD			PVD			d	l	S	r	h	
		CG7015	CG7025	CG7035	CP6015	CP6025	CU1000						
Finishing 精	WNMG 080404-FP	✓	✓		✓			12.7	8.7	4.76	0.4	5.16	
	080408-FP	✓	✓		✓			12.7	8.7	4.76	0.8	5.16	
Semi-finishing 半精	WNMG 080404-SP	✓	✓		✓			12.7	8.7	4.76	0.4	5.16	
	080408-SP	✓	✓		✓			12.7	8.7	4.76	0.8	5.16	
Medium 中	WNMA 080408	✓						12.7	8.7	4.76	0.8	5.16	
	080412	✓						12.7	8.7	4.76	1.2	5.16	
	WNMG 080404-MP	✓	✓	✓	✓			12.7	8.7	4.76	0.4	5.16	
	080408-MP	✓	✓	✓	✓			12.7	8.7	4.76	0.8	5.16	
	080412-MP	✓	✓	✓				12.7	8.7	4.76	1.2	5.16	
Roughing 粗	WNMG 080408-RK		✓	✓				12.7	8.7	4.76	0.8	5.16	
	080412-RK		✓	✓				12.7	8.7	4.76	1.2	5.16	

Turning

CC□□ - Positive Turning Inserts

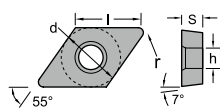
正角車刀片

Inserts	Designation	Grade No.					Dimensions (mm)					Drawing
		CVD		PVD		CU1000	d	l	S	r	h	
		CG7015	CG7025	CG7035	CP6015							
Finishing 精	 CCGT 060202-FA 060204-FA 09T304-FA 09T308-FA 120404-FA						✓	6.35	6.4	2.38	0.2	2.8
							✓	6.35	6.4	2.38	0.4	2.8
							✓	9.525	9.7	3.97	0.4	4.4
							✓	9.525	9.7	3.97	0.8	4.4
							✓	12.7	12.9	4.76	0.4	5.5
	 CCGT 060202-FB 060204-FB 09T304-FB 09T308-FB 120404-FB				✓			6.35	6.4	2.38	0.2	2.8
					✓			6.35	6.4	2.38	0.4	2.8
					✓			9.525	9.7	3.97	0.4	4.4
					✓			9.525	9.7	3.97	0.8	4.4
					✓			12.7	12.9	4.76	0.4	5.5
Medium 中	 CCMT 060204-MP 09T304-MP 09T308-MP	✓	✓		✓		6.35	6.4	2.38	0.4	2.8	
		✓	✓		✓		9.525	9.7	3.97	0.4	4.4	
		✓	✓		✓		9.525	9.7	3.97	0.8	4.4	
	 CCMT 060204-MK 09T304-MK 09T308-MK 120408-MK	✓	✓		✓		6.35	6.4	2.38	0.4	2.8	
		✓	✓		✓		9.525	9.7	3.97	0.4	4.4	
		✓	✓		✓		9.525	9.7	3.97	0.8	4.4	
		✓	✓		✓		12.7	12.9	4.76	0.8	5.5	




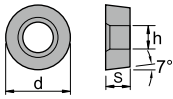
DC□□ - Positive Turning Inserts 正角車刀片

Inserts	Designation	Grade No.					Dimensions (mm)					Drawing			
		CVD		PVD		CU1000	d	l	S	r	h				
		CG7015	CG7025	CG7035	CP6015								CP6025		
Finishing 精		DCET 11T301R-FX				✓					9.525	11.6	3.97	0.1	4.4
		11T302R-FX				✓					9.525	11.6	3.97	0.2	4.4
		11T304R-FX				✓					9.525	11.6	3.97	0.4	4.4
		DCET 11T301L-FX				✓					9.525	11.6	3.97	0.1	4.4
		11T302L-FX				✓					9.525	11.6	3.97	0.2	4.4
		11T304L-FX				✓					9.525	11.6	3.97	0.4	4.4
		DCET 11T301R-FY				✓					9.525	11.6	3.97	0.1	4.4
		11T302R-FY				✓					9.525	11.6	3.97	0.2	4.4
		11T304R-FY				✓					9.525	11.6	3.97	0.4	4.4
		DCET 11T301L-FY				✓					9.525	11.6	3.97	0.1	4.4
		11T302L-FY				✓					9.525	11.6	3.97	0.2	4.4
		11T304L-FY				✓					9.525	11.6	3.97	0.4	4.4
		DCGT 070202-FA								✓	6.35	7.7	2.38	0.2	2.8
		070204-FA								✓	6.35	7.7	2.38	0.4	2.8
		11T302-FA								✓	9.53	11.6	3.97	0.2	4.4
		11T304-FA								✓	9.525	11.6	3.97	0.4	4.4
		11T308-FA								✓	9.525	11.6	3.97	0.8	4.4
		DCGT 070202-FB				✓					6.35	7.7	2.38	0.2	2.8
070204-FB					✓					6.35	7.7	2.38	0.4	2.8	
11T302-FB					✓					9.525	11.6	3.97	0.2	4.4	
11T304-FB					✓					9.525	11.6	3.97	0.4	4.4	
11T308-FB					✓					9.525	11.6	3.97	0.8	4.4	
Medium 中		DCEW 11T301				✓					9.525	11.6	3.97	0.1	4.4
		11T302				✓					9.525	11.6	3.97	0.2	4.4
		11T304				✓					9.525	11.6	3.97	0.4	4.4
		DCMT 11T304-MP		✓	✓	✓					9.525	11.6	3.97	0.4	4.4
		11T308-MP		✓	✓	✓					9.525	11.6	3.97	0.8	4.4
		DCMT 070204-MK		✓	✓	✓					6.35	7.7	2.38	0.4	2.8
		11T304-MK		✓	✓	✓	✓				9.525	11.6	3.97	0.4	4.4
		11T308-MK		✓	✓	✓	✓				9.525	11.6	3.97	0.8	4.4



Turning

RC□□ - Positive Turning Inserts 正角車刀片

Inserts	Designation	Grade No.						Dimensions (mm)					Drawing
		CVD			PVD			d	l	S	r	h	
		CG7015	CG7025	CG7035	CP6015	CP6025	CU1000						
Finishing 精	 RCMT 1204MO-FB				✓			12	-	4.76	-	4.2	

SC□□ - Positive Turning Inserts


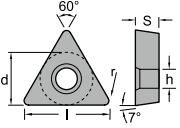




正角車刀片

Inserts	Designation	Grade No.					Dimensions (mm)					Drawing
		CVD		PVD		CU1000	d	l	S	r	h	
		CG7015	CG7025	CG7035	CP6015							
Finishing 精	SCGT 09T304-FA 09T308-FA					✓	9.525	9.525	3.97	0.4	4.4	
						✓	9.525	9.525	3.97	0.8	4.4	
	SCGT 09T304-FB 09T308-FB				✓		9.525	9.525	3.97	0.4	4.4	
					✓		9.525	9.525	3.97	0.8	4.4	
Semi-finishing 半精	SCMT 09T304-SP 09T308-SP	✓	✓		✓		9.525	9.525	3.97	0.4	4.4	
		✓	✓		✓		9.525	9.525	3.97	0.8	4.4	
Medium 中	SCMT 09T304-MP 09T308-MP	✓	✓		✓		9.525	9.525	3.97	0.4	4.4	
		✓	✓		✓		9.525	9.525	3.97	0.8	4.4	
	SCMT 09T304-MK 09T308-MK	✓	✓		✓		9.525	9.525	3.97	0.4	4.4	
		✓	✓		✓		9.525	9.525	3.97	0.8	4.4	


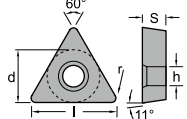
Turning

TC□□ - Positive Turning Inserts

正角車刀片







Inserts	Designation	Grade No.						Dimensions (mm)					Drawing	
		CVD			PVD			d	l	S	r	h		
		CG7015	CG7025	CG7035	CP6015	CP6025	CU1000							
Finishing 精	 TCGT 090204-FA 110204-FA 16T304-FA 16T308-FA						✓	5.56	9.6	2.38	0.4	2.5		
								✓	6.35	11.0	2.38	0.4		2.8
								✓	9.525	16.5	3.97	0.4		4.4
								✓	9.525	16.5	3.97	0.8		4.4
	 TCGT 090204-FB 110204-FB 16T304-FB 16T308-FB				✓			5.56	9.6	2.38	0.4	2.5		
					✓			6.35	11.0	2.38	0.4	2.8		
					✓			9.525	16.5	3.97	0.4	4.4		
								9.525	16.5	3.97	0.8	4.4		
Semi-finishing 半精	 TCMT 110204-SP 16T308-SP	✓	✓		✓		6.35	11.0	2.38	0.4	2.8			
		✓	✓		✓			9.525	16.5	3.97	0.8	4.4		
Medium 中	 TCMT 110204-MP	✓	✓		✓		6.35	11.0	2.38	0.4	2.8			
		✓	✓		✓			9.525	16.5	3.97	0.4	2.8		
	 TCMT 110204-MK 16T304-MK 16T308-MK	✓	✓		✓		6.35	11.0	2.38	0.4	2.8			
		✓	✓		✓			9.525	16.5	3.97	0.4	2.8		
		✓	✓		✓		9.525	16.5	3.97	0.8	4.4			

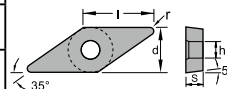
TP□□ - Positive Turning Inserts 正角車刀片

Inserts	Designation	Grade No.						Dimensions (mm)					Drawing			
		CVD			PVD			d	l	S	r	h				
		CG7015	CG7025	CG7035	CP6015	CP6025	CU1000									
Medium 中		TPMH 160304-MP		✓	✓						9.525	16.5	3.18	0.4	4.4	

VB □□ - Positive Turning Inserts

正角車刀片

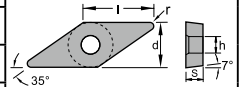
Inserts	Designation	Grade No.						Dimensions (mm)					Drawing		
		CVD			PVD			d	l	S	r	h			
		CG7015	CG7025	CG7035	CP6015	CP6025	CU1000								
Finishing 精		VBET 110301R-FX				✓					6.35	11.1	3.18	0.1	2.8
		110302R-FX				✓					6.35	11.1	3.18	0.2	2.8
		110304R-FX				✓					6.35	11.1	3.18	0.4	2.8
		VBET 110301L-FX				✓					6.35	11.1	3.18	0.1	2.8
		110302L-FX				✓					6.35	11.1	3.18	0.2	2.8
		110304L-FX				✓					6.35	11.1	3.18	0.4	2.8
		VBET 110301R-FY				✓					6.35	11.1	3.18	0.1	2.8
		110302R-FY				✓					6.35	11.1	3.18	0.2	2.8
		110304R-FY				✓					6.35	11.1	3.18	0.4	2.8
		VBET 110301L-FY				✓					6.35	11.1	3.18	0.1	2.8
		110302L-FY				✓					6.35	11.1	3.18	0.2	2.8
		110304L-FY				✓					6.35	11.1	3.18	0.4	2.8
Medium 中		VBEW 110301				✓					6.35	11.1	3.18	0.1	2.8
		110302				✓					6.35	11.1	3.18	0.2	2.8
		110304				✓					6.35	11.1	3.18	0.4	2.8
		VBMT 160404-MK	✓	✓		✓					9.525	16.6	4.76	0.4	4.4
		160408-MK	✓	✓		✓					9.525	16.6	4.76	0.8	4.4



VC □□ - Positive Turning Inserts

正角車刀片

Inserts	Designation	Grade No.					Dimensions (mm)					Drawing			
		CVD		PVD		CU1000	d	l	S	r	h				
		CG7015	CG7025	CG7035	CP6015								CP6025		
Finishing 精		VCET 110301R-FX				✓					6.35	11.1	3.18	0.1	2.8
		110302R-FX				✓					6.35	11.1	3.18	0.2	2.8
		110304R-FX				✓					6.35	11.1	3.18	0.4	2.8
		VCET 110301L-FX				✓					6.35	11.1	3.18	0.1	2.8
		110302L-FX				✓					6.35	11.1	3.18	0.2	2.8
		110304L-FX				✓					6.35	11.1	3.18	0.4	2.8
		VCET 110301R-FY				✓					6.35	11.1	3.18	0.1	2.8
		110302R-FY				✓					6.35	11.1	3.18	0.2	2.8
		110304R-FY				✓					6.35	11.1	3.18	0.4	2.8
		VCET 110301L-FY				✓					6.35	11.1	3.18	0.1	2.8
		110302L-FY				✓					6.35	11.1	3.18	0.2	2.8
		110304L-FY				✓					6.35	11.1	3.18	0.4	2.8
		VCGT 110302-FA								✓	6.35	11.1	3.18	0.2	2.8
		110304-FA								✓	6.35	11.1	3.18	0.4	2.8
		160402-FA								✓	9.525	16.6	4.76	0.2	4.4
		160404-FA								✓	9.525	16.6	4.76	0.4	4.4
		160408-FA								✓	9.525	16.6	4.76	0.8	4.4
		VCGT 110302-FB				✓					6.35	11.1	3.18	0.2	2.8
		110304-FB				✓					6.35	11.1	3.18	0.4	2.8
		160402-FB				✓					9.525	16.6	4.76	0.2	4.4
		160404-FB				✓					9.525	16.6	4.76	0.4	4.4
160408-FB					✓					9.525	16.6	4.76	0.8	4.4	
Semi-finishing 半精		VCGT 110301-SP				✓				6.35	11.1	3.18	0.1	2.8	
		110302-SP				✓				6.35	11.1	3.18	0.2	2.8	
		110304-SP				✓					6.35	11.1	3.18	0.4	2.8
Medium 中		VCEW 110301				✓				6.35	11.1	3.18	0.1	2.8	
		110302				✓				6.35	11.1	3.18	0.2	2.8	
		110304				✓					6.35	11.1	3.18	0.4	2.8



Turning

Selection Guide & Recommended Cutting Conditions 車削選擇指南及建議切削數據

K Cast Iron 鑄鐵

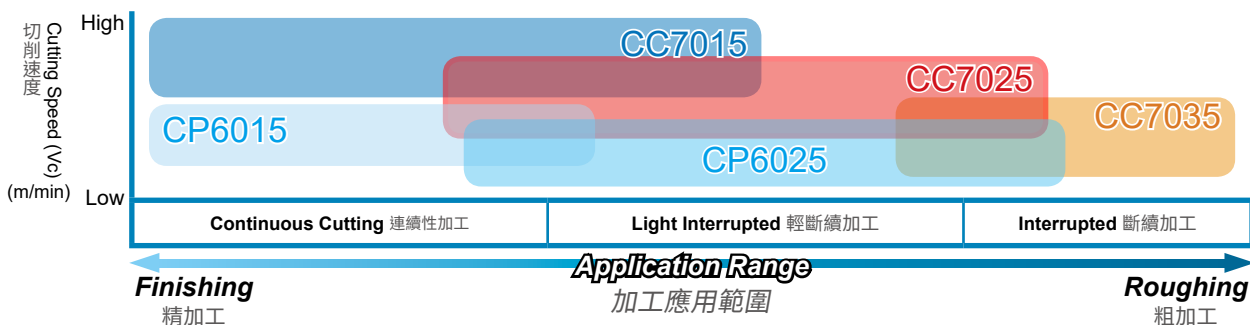
Work Material 加工材質	Cutting Process 加工方式	Chipbreaker 斷屑槽	Grade 材質	ap (mm)	fr (mm/rev)	Vc (m/min)
Gray Cast Iron 灰鑄鐵 (GG-25) ≤ 350Mpa	Continuous (Finishing) 連續加工 (精)	SP	CC7015	0.5-2.0-2.0	0.10-0.20-0.30	400-300-200
	General (Medium) 泛用加工 (中)	Flat, MP	CC7015	0.5-2.0-4.0	0.10-0.25-0.40	360-270-180
	Interrupted (Roughing) 斷續加工 (粗)	Flat, RK	CC7025	0.5-2.0-6.0	0.10-0.30-0.50	300-230-150
Ductile Cast Iron 球墨鑄鐵 (GGG-40.3) ≤ 450Mpa	Continuous (Finishing) 連續加工 (精)	SP	CC7015	0.5-2.0-2.0	0.10-0.20-0.30	360-270-180
	General (Medium) 泛用加工 (中)	Flat, MP	CC7015	0.5-2.0-4.0	0.10-0.25-0.40	320-240-160
	Interrupted (Roughing) 斷續加工 (粗)	Flat, RK	CC7025	0.5-2.0-6.0	0.10-0.30-0.50	240-180-120
High-strength Ductile Cast Iron 高強度球墨鑄鐵 (GGG-70) ≤ 800Mpa	Continuous (Finishing) 連續加工 (精)	SP	CC7015	0.5-2.0-2.0	0.10-0.20-0.30	320-240-160
	General (Medium) 泛用加工 (中)	Flat, MP	CC7015	0.5-2.0-4.0	0.10-0.25-0.40	280-210-140
	Interrupted (Roughing) 斷續加工 (粗)	Flat, RK	CC7025	0.5-2.0-6.0	0.10-0.30-0.50	160-120-80

Turning

S High Temperature Alloy 高溫合金

Work Material 加工材質	Cutting Process 加工方式	Chipbreaker 斷屑槽	Grade 材質	ap (mm)	fr (mm/rev)	Vc (m/min)
Nickel Alloy / PH Stainless Steel 鎳合金 / 析出硬化不鏽鋼	Continuous (Finishing) 連續加工 (精)	FP, FB	CP6015	0.2-0.50-0.8	0.10-0.15-0.20	100-75-50
	Continuous (Semi-finishing) 連續加工 (半精)	SM, SP	CP6025	0.2-0.85-1.5	0.10-0.15-0.20	90-65-40
	General (Medium) 泛用加工 (中)	MP	CP6025	0.5-1.75-3.0	0.15-0.20-0.25	80-55-30
Titanium Alloy 鈦合金	Continuous (Finishing) 連續加工 (精)	FP, FB	CP6015	0.2-0.50-0.8	0.10-0.15-0.20	80-60-40
	Continuous (Semi-finishing) 連續加工 (半精)	SM, SP	CP6025	0.2-0.85-1.5	0.10-0.15-0.20	70-50-30
	General (Medium) 泛用加工 (中)	MP	CP6025	0.5-1.75-3.0	0.15-0.20-0.25	70-50-30

※ ap & fr value : Min. - Suggestion - Max. Vc : Max. - Suggestion - Min.
 下限 - 推薦 - 上限 上限 - 推薦 - 下限



Turning Inserts Grade Comparison - CVD

車刀片材質比較表 - CVD

ISO Code	WINSTAR 萬事達	Mitsubishi 三菱	Hitachi 日立	Sumitomo 住友	Kyocera 京瓷	Tungaloy 泰珂洛	Korloy 克勞伊	TaeguTec 特固克
P Steel	P10	CC7015	MC6015 UE6105 UE6110 UE6005 UE6010 UE6020	GM10 GM20 GM8015 HG8010	AC8020P AC8015P AC810P	CA510 CA515 CA5505 CA5515	T9005 T9105 T9015 T9115 T9215	NC3215 TT8105B
	P20	CC7025	MC6025 UC6010 UE6110 UE6020	GM20 GM8020 HG8025	AC8020P AC8025P AC820P	CA025P CA525 CA5515 CA5525 CR9025	T9015 T9115 T9025 T9125 T9225	NC3225 TT5100 TT8115B TT8125B
	P30	CC7035	MC6025 UE6020 MC6035 UE6035 UH6400	GM25 GM8035 HG8025	AC8035P AC830P AC6030M AC630M	CA025P CA525 CA5525 CA530 CA5535 CR9025	T9125 T9035 T9135 T3130	NC3120 NC3030 NC5330 TT5100 TT7100 TT8125B
	P40	CC7035	MC6035 UE6035 UH6400	GX30	AC8035P AC830P AC6030M AC630M	CA530 CA5535	T9035 T3130	TT5100 TT7100 TT8135B
M Stainless Steel	M10 S10	CC7015	MC7015 US7020	GM10 HS9105	AC6020M AC610M	CA6515	T9015 T9115	NC9115 TT9215
	M20 S20	CC7025 CC7035	US7020 MC7025	GM8020 HG8025 HS9115	AC6020M AC6030M AC610M AC630M	CA6525	T6020 T6120 T9115 T9125	NC9115 NC9125 TT5100 TT9215
	M30	CC7035	MC7025 US735	GM25 GM8035	AC6030M AC630M AC8035P AC830P		T6030 T6130 T9125	NC9125 NC9135 TT5100 TT9235
	M40	CC7035	US735	GX30	AC6030M AC630M			NC9135 TT5100 TT9235
K Cast Iron	K01	CC7015	MC5005 UC5105 UC5015	HG3305 HG3315 HX3505 HX3515	AC405K AC410K AC300G AC4010K	CA310 CA4505 CA5505	T5105 T5010	TT7005
	K10	CC7015	UC5015 UC5105 UC5115 UE6010 MC5015	GM8015 HX3515 HG8010 HG3315	AC4010K AC4015K AC405K AC415K	CA310 CA315 CA4505 CA4515 CA5505	T515 T5105 T5115 T5010	NC6310 TT7005 TT7015
	K20	CC7015	MC5015 MY5015 UE6010 UC5115 UE6110	GM8020 HG8025	AC4015K AC415K AC420K AC425K AC8025P	CA315 CA320 CA4515	T515 T5115 T5125 T5020	NC6315 TT7015 TT7025
	K30		UE6110	GM25		CA320	T5125 T9125	NC5330 TT7025

The above table is selected from a publication for reference only, which is not obtained approval from each brand.

此材質比照表僅供參考

Turning Inserts Grade Comparison - CVD

車刀片材質比較表 - CVD

ISO Code		WINSTAR 萬事達	Sandvik 山特維克	Iscar 伊斯卡	Kennametal 肯納	SECO 山高	Walter 瓦爾特
P Steel	P10	CC7015	GC4205 GC4015 GC3115 GC4215 GC4315	IC8150 IC9150 IC9250	KCK05 KCP10B KCP10 KC9010 KC9110	TP1501 TP1000 TP1500 TP100	WPP01 WPP05
	P20	CC7025	GC4025 GC4215 GC4220 GC4225 GC4325	IC8250 IC9125 IC9250 IC9350	KCP25B KCP25 KC9125 KC9225 KC9325	TP2501 TP2000 TP2500 TP200	WPP10S WPP20S
	P30	CC7035	GC4225 GC4230 GC4235 GC2135 GC4335	IC635 IC8350 IC9350	KCP30B KCP30 KC9040 KC9140	TP2501 TP3501 TP2500 TP2000 TP3500 TP200	WPP30S
	P40	CC7035	GC4035 GC4235 GC4240 GC4335	IC635	KCP40B KCP40 KC9140 KC9240	TP40	
M Stainless Steel	M10 S10	CC7015	GC2015 GC2220	IC8250 IC9250 IC9350 IC6015	KCM15B KCM15 KC9010 KC9110 KC9210	TP1500 TP100	WAM20
	M20 S20	CC7025 CC7035	GC1515 GC2015 GC2025 GC2220	IC8350 IC9250 IC9350 IC6025	KCM25B KCM25 KC9025 KC9125 KC9225	TM2000 TP200	
	M30	CC7035	GC2040 GC235	IC8350 IC9350 IC4050	KCM35B KCM35 KC9240	TM4000 TP3501 TP300	
	M40	CC7035		IC635	KC9045 KC9245	TP40	
K Cast Iron	K01	CC7015	GC3205 GC3210	IC5005 IC428 IC9007 IC9150	KCPK05 KC9315 KCK05B KCK05	TK0501 TK1000 TK1001	WAK10
	K10	CC7015	GC3205 GC3210 GC3215 GC3115	IC5010 IC418 IC428 IC9015 IC9007	KC9110 KC9120 KC9315 KCK15B KCK15	TK1000 TK2000 TK2001 MK1500	WAK20
	K20	CC7015	GC4225 GC3215 GC3220 GC3225	IC418 IC9015	KC9125 KC9320 KC9325 KCK20B KCK20	TK2000 TX150 TP200	WAK30
	K30		GC3040 GC4335		KCP25B KC9320	TP2500 TP200	

The above table is selected from a publication for reference only, which is not obtained approval from each brand.

此材質比照表僅供參考

Turning Inserts Grade Comparison - PVD

車刀片材質比較表 - PVD

ISO Code	WINSTAR 萬事達	Mitsubishi 三菱	Hitachi 日立	Sumitomo 住友	Kyocera 京瓷	Tungaloy 泰珂洛	Korloy 克勞伊	TaeguTec 特固克
P Steel	P10	CP6015	MS6015 VP10MF	CY15 CY150 IP2000	AC1030U ACZ150 AC5005S AC5015S AC5025S AC520U	PR1705 PR930 PR1025 PR1115 PR1215 PR1225 PR1725	AH710	TT4410
	P20	CP6015 CP6025	MS6015 VP10RT VP15TF VP20MF UP20M VP20RT	CY150 IP2000	AC1030U AC5025S AC520U AC530U	PR930 PR1025 PR1115 PR1215 PR1225 PR1625 PR1725	AH7025 AH710 AH725 AH730 SH725 SH730	TT4410 TT4430 TT9020 TT9080
	P30	CP6025	VP10RT VP15TF VP20MF UP20M	CY250 CY9020 HC844 IP3000	AC1030U AC530U	PR1025 PR1225 PR1535	GH330 AH120 AH740 AH9030	PC5300 TT4410 TT4430 TT8020 TT8080 TT9020 TT9080
	P40	CP6025		CY250 HC844	AC1030U	PR1535	AH140 AH740 J740	PC5300 PC5400 TT4430 TT8020 TT8080 TT9020 TT9080
M Stainless Steel	M10	CP6015	VP10MF VP10RT	IP050S JP9105	AC5005S AC5015S AC5025S AC510U AC520U ACZ150	PR1025 PR1215 PR1225	AH710	PC8110 TT4410 TT5080
	M20	CP6025	VP10RT VP15TF VP20MF UP20M VP20RT	IP100S GX30 JP9115	AC5015S AC5025S AC1030U AC520U	PR930 PR1025 PR1125 PR1215 PR1725 PR1225 PR1515	AH630 AH725 AH730 GH330 GH730 SH75 SH730	PC8115 TT4410 TT4430 TT5080 TT9020 TT9080
	M30	CP6025	VP15TF VP20MF UP20M MP7035	CY250 CY9020	AC5025S AC6040M AC1030U AC520U AC530U	PR1125 PR1535	AH6030 AH120 AH725	PC5300 TT4410 TT4430 TT5080 TT8020 TT8080 TT9020 TT9080
	M40	CP6025	MP7035		AC6040M AC1030U AC530U	PR1535	J740 AH140 AH645	PC9030 PC5400 TT4430 TT8020 TT8080 TT9020 TT9080
K Cast Iron	K01						AH110	
	K10	CP6015	VP05RT	CY100H CY10H	AC1030U AC510U ACZ150 AC5015S	PR905 PR1215	GH110 AH110	PC8110
	K20	CP6025	VP10RT VP15TF VP20RT	IP2000 CY9020	AC1030U AC510U ACZ150 AC5015S AC5025S	PR905 PR1215	AH120 AH725	PC8110
	K30	CP6025	VP15TF VP20RT		AC1030U AC530U			PC5300 PC5400
S Superalloys	S01		MP9005 VP05RT			PR005S	AH8005 AH905	PC8105
	S10	CP6015 CP6025	MP9005 MP9015 VP10RT	JP9105	AC5005S AC5015S AC5025S AC510U AC520U ACZ150	PR005S PR015S	AH8015 AH905 SH730 AH110	PC8110 TT3010 TT3020 TT4410 TT5080
	S20	CP6025	MP9015 MT9015 VP20RT MP9025	JP9115	AC5015S AC5025S AC1030U AC520U	PR015S PR1535	AH8015 AH120 AH725	PC8115 TT3010 TT3020 TT4410 TT4430 TT5080
	S30	CP6025	MP9025		AC5025S AC6040M AC1030U AC520U AC530U	PR1535	AH725	PC5300 PC5400 TT8020 TT8080 TT3010 TT3020 TT4410 TT4430 TT5080

The above table is selected from a publication for reference only, which is not obtained approval from each brand.

此材質比照表僅供參考

Turning Inserts Grade Comparison - PVD

車刀片材質比較表 - PVD

ISO Code		WINSTAR 萬事達	Sandvik 山特維克	Iscar 伊斯卡	Kennametal 肯納	SECO 山高	Walter 瓦爾特
P Steel	P10	CP6015	GC1025	IC507 IC807 IC907	KC5010 KC5510 KU10T	CP200	
	P20	CP6015 CP6025	GC1020 GC1025 GC4125 GC1125	IC507 IC907 IC908	KC5025 KC5525 KC7215 KC7315 KU25T	CP250	
	P30	CP6025	GC1125 GC1145 GC1115 GC1105	IC328 IC928 IC3028	KC7015 KC7020 KC7235 KU25T	CP500	
	P40	CP6025	GC1145 GC2145	IC328 IC3028	KC7030 KC7040 KC7140	CP600	
M Stainless Steel	M10	CP6015	GC1005 GC1025 GC1105 GC15	IC507 IC520 IC807 IC907	KC5010 KC5510 KC6005 KCU10	TS2000 CP200 CP250	WSM20
	M20	CP6025	H5D6 GC1025 GC1115 GC4125 GC1125 GC30	IC308 IC507 IC907 IC908 IC3028	KC5025 KC5525 KC7020 KC7025 KCU25	TTP2050 TS2500 CP200 CP250 CP500	WSM30
	M30	CP6025	GC1020 GC2035 GC2030	IC908 IC1008 IC1028 IC3028	KC7030 KC7225	CP500	
	M40	CP6025	GC2145 GC1145	IC228 IC928 IC328		CP600	
K Cast Iron	K01			IC910	KC5515		
	K10	CP6015	GC1010	IC807 IC910 IC507 IC908	KC5010 KC7210	TS2000 CP200	
	K20	CP6025	GC1020 GC1120	IC508 IC908	KC5025 KC5525 KC7015 KC7215 KC7315	TS2500 CP200 CP250	
	K30	CP6025	GC1030	IC508 IC908	KC7225	CP500	
S Superalloys	S01			IC804 IC806			WSM10
	S10	CP6015 CP6025	GC1105 GC1005 GC1025	IC807 IC808 IC907 IC908	KC5010 KC5510 KCU10 KCS10	CP200 TS2000	WSM20
	S20	CP6025	GC1025 GC1125	IC806 IC808 IC908	KC5025 KC5525 KCU25	CP250 TS2500	WSM30
	S30	CP6025	GC1125	IC3028			

The above table is selected from a publication for reference only, which is not obtained approval from each brand.

此材質比照表僅供參考

Turning Inserts Chipbreaker Comparison Chart

車刀片斷屑槽比較表

Negative Inserts 負角車刀片

Work Material	Applications	WINSTAR 萬事達	Mitsubishi 三菱	Hitachi 日立	Sumitomo 住友	Kyocera 京瓷	Tungaloy 泰珂洛	TaeguTec 特固克
P Steel	Fine Cutting		FH, FP, FS, FY	FE	FA, FL, FB	GP, XP, XF, VF, VC, SK	TF, NS, ZF	FA
	Finishing	FP	SA, SY, SH	BE, CE, B, BH	LU, FE, SU	PP, XQ, CQ, HQ	MM, TS, TSF	FG, FC
	Finishing to Light	SP, SM	LP	AB, CT	SE, SX	CJ, XS	AS, ZM	
	Medium	MP, ME	MA, MV, MH, MP	AH, AE, AY	GU, GE, UX	HS, PS, PQ, GS, PT, PG	TM, TQ, DM, AM	ML, MP, MC, PC, MT
	Roughing	RK	RP, GH, HAS, MT	RE, AR	MU, ME, MX, MP	HT, GT, PH	TH, S, CH	RT
	Heavy Cutting		HZ, HX, HL, HH, HXD, HR, HV, HCS	TE, UE, H, HX, HE	HG, HP, HU, HW, HF	PX, Standard	THS, TRS, 65, TUS	RX, RH, HT, HD, HY, HZ
M Stainless Steel	Finishing	FP	LM, SH	SE, MP, AB	SU, EF	MQ, GU	SS	EA, SF
	Light to Medium	SP, SM	GM, MS	PV	EX, EG	MS, MU	SF, SA	EM
	Medium	MP, ME	MM	DE	GU		SM	ET
	Roughing	RK	ES, 1M, 2M, HL, RM, GH, HM	AE	HM, EM, MU	TK	S, SH	VF, SU
K Cast Iron	Light Cutting	SP, SM	LK, MA, MK	V, VA	UZ	Standard, C, KQ	CM, CF	MT
	Medium	MP, ME	GK, RK, GH	Y, RE	GZ, ME	ZS, GC, KG, KH	Standard, CH 33	RT
N Non-Ferrous Metal	Finishing	FP		AH	AX	AH	P	
S Superalloys	Finishing	SP, SM	LS, FJ		EF		HRF	
	Medium	MP, ME	MS, MJ	VI	EG, EX	SQ	HMM, SA, HRM	
	Roughing	RK	RS, GJ		MU, EM	SG, SX		
H Hardened Steel	Finishing				GH, FV		HP	
	Light Cutting		BF		LV	HH, HL	HF	
	Carburised Layer Removal		BM		SV	HD	HM	

The above table is selected from a publication for reference only, which is not obtained approval from each brand. 此斷屑槽比照表僅供參考

Turning Inserts Chipbreaker Comparison Chart

車刀片斷屑槽比較表

Negative Inserts 負角車刀片

Work Material	Applications	WINSTAR 萬事達	Sandvik 山特維克	Iscar 伊斯卡	Kennametal 肯納	SECO 山高	Walter 瓦爾特
P Steel	Fine Cutting		QF	SF	FF	FF1, FF2	FP5
	Finishing	FP	LC, XF, MF		FN, CT	MF2	NF3
	Finishing to Light	SP, SM	PF, KF	F3P, TF	LF, 33		MP3, NS6
	Medium	MP, ME	XM, QM, PMC, PM, SM, KM, HM	GN, RF, LF	P, MG, MN, MP1	M3	MU5, MP5, NM4, NM6
	Roughing	RK	PR, XMR, KR	M3P, NR	RP, RN	M5, MR7, R4, R5, M6	RP5, NM9, RP7
	Heavy Cutting		HR, SR, MR	NM, TNM, R3P	RM, MR, RH	R7, MR7, RR9	NR6, NRF, NR8, NRR
M Stainless Steel	Finishing	FP	MF	F3M	FP, FS, LF	MF2	NF4, FM5
	Light to Medium	SP, SM	23	TF, VL	MS	MF1, M1	MM5
	Medium	MP, ME	MM, MMC, SMR	M3M, PP	MP	MF3, M3	NM4, MS3, MU5
	Roughing	RK	MR, MRR	MR, R3M, M4MW	UP	MF4, MF5, M5, MR3, MR4	NR4, RM5, HU5
K Cast Iron	Light Cutting	SP, SM	KF	GN	UN	M4	NM5
	Medium	MP, ME	KM, KR, KRR			MR7	RK5, RK7
N Non-Ferrous Metal	Finishing	FP			MS		
S Superalloys	Finishing	SP, SM	SF, SGF	F3S			NFT
	Medium	MP, ME	SM, SMC	VL		M1	NMT, NMS
	Roughing	RK	SMR			MR3, MR4	NRT, HU5, NRS
H Hardened Steel	Finishing						
	Light Cutting						
	Carburised Layer Removal						

The above table is selected from a publication for reference only, which is not obtained approval from each brand. 此斷屑槽比照表僅供參考

Turning Inserts Chipbreaker Comparison Chart

車刀片斷屑槽比較表

Positive Inserts 正角車刀片

Work Material	Applications	WINSTAR 萬事達	Mitsubishi 三菱	Hitachi 日立	Sumitomo 住友	Kyocera 京瓷	Tungaloy 泰珂洛	TaeguTec 特固克
P Steel	Finishing	FB, FX, FY	FJ, AM, FP, FM, FV, SQ	JQ, MP	FC, FB, LU, FP, FK	CF, GF, VF, P, PF, GP, XP, PP, MQ, DP	01, JRP, JTS, PSF, PF, 23, SS, JSS	FA, FX
	Finishing to Light	SP	SMG, LP, LM		SI, LB	CK, SKS, XQ	JS, CM, PSS	SA
	Light to Medium		SV, MQ	JE	SC, SU, GU, SK, SF	GQ, SK, Standard, HQ, XQ, GK	PS, TSF, TM	FG, PC
	Medium	MP, MK	MP, MM, MK, MV		MU		PM	MT, PMR
M Stainless Steel	Finishing	FB, FX, FY	FM, FV		FC		PSF, PF, SS, JSS	FA, FX
	Finishing to Light	SP, SM	SMG, LM		SI, LB	MQ		FG
	Light to Medium		SV		SU, GU	HG		PC
	Medium	MP, MK	MM, MV, Blank		MU		PM	MT, PMR
K Cast Iron	Finishing	FB			FC		CF	
	Light to Medium	MP, MK	MK		MU			MT
N Non-Ferrous Metal	Finishing	FA	AZ		AG, AW, AY	AH, AP	AL, PP	FL
	Finishing to Light	FB			LD, GD			SA
S Superalloys	Finishing	FB, FX, FY	FS		FC, SI	PP, MQ	PSS	
	Light to Medium		LS, MS		SU, GU	HQ, GK	PS, PM	
H Hardened Steel	Finishing				FV		HP	
	Light Cutting		BF		LV			

The above table is selected from a publication for reference only, which is not obtained approval from each brand. 此斷屑槽比照表僅供參考

Turning Inserts Chipbreaker Comparison Chart

車刀片斷屑槽比較表

Positive Inserts 正角車刀片

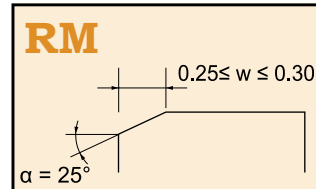
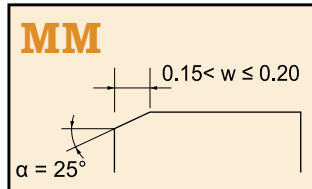
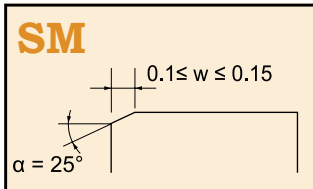
Work Material	Applications	WINSTAR 萬事達	Sandvik 山特維克	Iscar 伊斯卡	Kennametal 肯納	SECO 山高	Walter 瓦爾特
P Steel	Finishing	FB, FX, FY	UM, PF, UF, MF, XF	PF	11, UF, MF, KF, XF	GT-F1, FF1	FM4, FP4
	Finishing to Light	SP			LF		
	Light to Medium		PM, UM, XM	SM, 14	MP	MF2, F1	MP4, MM4, FP6, PM5
	Medium	MP, MK	PR, UR, MMC, MPC, XR	19	MF	F2, M3, M5	RP4, RM4
M Stainless Steel	Finishing	FB, FX, FY	MF, XF	PF	11, UF	FF1	FM4
	Finishing to Light	SP, SM	UF		LF, FP	F1	
	Light to Medium		MM	SM	MP	MF2	MM4, PS5
	Medium	MP, MK	UM, MR, XR, UR		MF	F2, M3, M5	PM5, RM4
K Cast Iron	Finishing	FB	KF, XF		11, UF		FK6
	Light to Medium	MP, MK	KM, UM, XR		FP, LF, MF, MP	M5	MK4, RK4
N Non-Ferrous Metal	Finishing	FA	AL	AS, AF	HP	AL	PM2
	Finishing to Light	FB					
S Superalloys	Finishing	FB, FX, FY	WF, MF				
	Light to Medium		UM, PM			MF2, R2, R3	FV4, MV4
H Hardened Steel	Finishing						
	Light Cutting						

The above table is selected from a publication for reference only, which is not obtained approval from each brand. 此斷屑槽比照表僅供參考

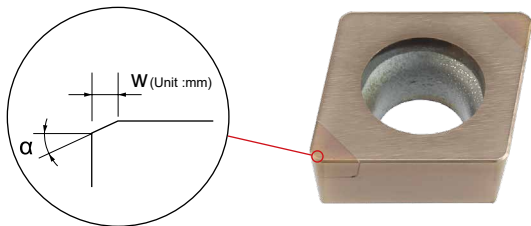
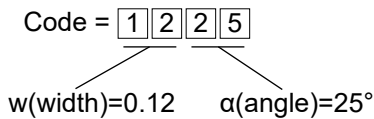
CBN Turning Insert Grades 立方氮化硼車刀片材質介紹

Grade Type 刀片材質	Coating Substrate 塗層基材	Application 加工特性	Working Material 加工材質					
			P	M	K	N	S	H
BN6020	PVD AlTiSiN	<ul style="list-style-type: none"> For hardened steel is 1st recommended Semi-finishing and rough cutting Continuous to medium interrupted dry cutting Good wear and fracture resistance for high speed cutting <ul style="list-style-type: none"> 適合高硬度鋼加工的第一推薦 適用於半精加工和粗加工 適用連續至中斷續乾式加工 優良耐磨性與抗斷裂性的高速加工 						●
BN20	Uncoated	<ul style="list-style-type: none"> For small parts cutting Semi-finishing and medium cutting Continuous to medium interrupted dry cutting Good wear and fracture resistance <ul style="list-style-type: none"> 適合小零件加工 適用於半精加工和中加工 適用連續至中斷續乾式加工 優良耐磨性與抗斷裂性 						●

Edge Specification 刀尖規格



Edge specification code 刀尖規格碼規則




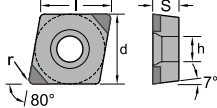

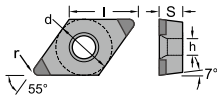


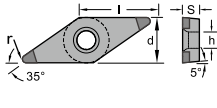
Recommended Cutting Conditions 建議切削數據

H Hardened Steel 高硬度鋼

Work Material 加工材質	Cutting Process 加工方式	Grade 材質	ap (mm)	fr (mm/rev)	Vc (m/min)
Hardened Steel 高硬度鋼 (HRC 45 ~ 65)	Semi-finishing and rough cutting 半精加工和粗加工	BN6020	0.05-0.30-0.50	0.03-0.20-0.40	180-120-50
	Semi-finishing and medium cutting 半精加工和中加工	BN20	0.03-0.20-0.30	0.03-0.10-0.20	180-100-30

※ ap & fr value : Min. - Suggestion - Max.
下限 - 推薦 - 上限

Vc : Max. - Suggestion - Min.
上限 - 推薦 - 下限

Inserts	Edge Spec.	Designation	Grade No.				No. of Cutting Edges	Dimensions (mm)					Drawing
			PVD		Uncoated			d	l	S	r	h	
			BN6020		BN20								
	1225	CCGW 060202C2-SM	✓		✓		2	6.35	6.4	2.38	0.2	2.8	
		09T302C2-SM	✓		✓		2	9.525	9.7	3.97	0.2	4.4	
		09T304C2-SM	✓		✓		2	9.525	9.7	3.97	0.4	4.4	
		09T308C2-SM	✓		✓		2	9.525	9.7	3.97	0.8	4.4	
	1725	CCGW 060202C2-MM	✓		✓		2	6.35	6.4	2.38	0.2	2.8	
		09T308C2-MM	✓		✓		2	9.525	9.7	3.97	0.8	4.4	
	1225	DCGW 070202C2-SM	✓		✓		2	6.35	7.7	2.38	0.2	2.8	
		070204C2-SM	✓		✓		2	6.35	7.7	2.38	0.4	2.8	
		11T302C2-SM	✓		✓		2	9.525	11.6	3.97	0.2	4.4	
		11T304C2-SM	✓		✓		2	9.525	11.6	3.97	0.4	4.4	
	1725	DCGW 11T308C2-MM	✓		✓		2	9.525	11.6	3.97	0.8	4.4	
		1225	TPGW 090202C3-SM	✓		✓		3	5.56	9.6	2.38	0.2	
090204C3-SM			✓		✓		3	5.56	9.6	2.38	0.4	2.8	
110304C3-SM			✓		✓		3	6.35	11.0	3.18	0.4	3.4	
110308C3-SM			✓		✓		3	6.35	11.0	3.18	0.8	3.4	
1725		VBGW 110304C2-SM	✓		✓		2	6.35	11.1	3.18	0.4	2.8	
	1225	110308C2-SM	✓		✓		2	6.35	11.1	3.18	0.8	2.8	
		160404C2-SM	✓		✓		2	9.525	16.6	4.76	0.4	4.4	
		160408C2-SM	✓		✓		2	9.525	16.6	4.76	0.8	4.4	
		160408C2-MM	✓		✓		2	9.525	16.6	4.76	0.8	4.4	
	1725	VBGW 160408C2-MM	✓		✓		2	9.525	16.6	4.76	0.8	4.4	

CBN Turning Inserts

立方氮化硼車刀片

Inserts	Edge Spec.	Designation	Grade No.				No. of Cutting Edges	Dimensions (mm)					Drawing
			PVD		Uncoated			d	l	S	r	h	
			BN6020		BN20								
	1225	CNGA 120404C2-SM	✓				2	12.7	12.9	4.76	0.4	5.16	
		120408C2-SM	✓				2	12.7	12.9	4.76	0.8	5.16	
		120412C2-SM	✓				2	12.7	12.9	4.76	1.2	5.16	
	1225	DNGA 150404C2-SM	✓				2	12.7	15.5	4.76	0.4	5.16	
		150408C2-SM	✓				2	12.7	15.5	4.76	0.8	5.16	
		150412C2-SM	✓				2	12.7	15.5	4.76	1.2	5.16	
	1725	DNGA 150408C2-MM	✓				2	12.7	15.5	4.76	0.8	5.16	
	1225	TNGA 160404C3-SM	✓				3	9.525	16.5	4.76	0.4	3.81	
		160408C3-SM	✓				3	9.525	16.5	4.76	0.8	3.81	
		160412C3-SM	✓				3	9.525	16.5	4.76	1.2	3.81	
	1725	TNGA 160408C3-MM	✓				3	9.525	16.5	4.76	0.8	3.81	
	1225	VNGA 160404C2-SM	✓				2	9.525	16.6	4.76	0.4	3.81	
		160408C2-SM	✓				2	9.525	16.6	4.76	0.8	3.81	
	1225	WNGA 080408C3-SM	✓				3	12.7	8.7	4.76	0.8	5.16	
	1725	CNGA 120408C4-MM	✓				4	12.7	12.9	4.76	0.8	5.16	
	2725	CNGA 120408C4-RM	✓				4	12.7	12.9	4.76	0.8	5.16	
	1725	DNGA 150408C4-MM	✓				4	12.7	15.5	4.76	0.8	5.16	
	2725	DNGA 150408C4-RM	✓				4	12.7	15.5	4.76	0.8	5.16	
	1725	TNGA 160408C6-MM	✓				6	9.525	16.5	4.76	0.8	3.81	
	2725	TNGA 160408C6-RM	✓				6	9.525	16.5	4.76	0.8	3.81	
	1225	VNGA 160408C4-SM	✓				4	9.525	16.6	4.76	0.8	3.81	
	1725	WNGA 080408C6-MM	✓				6	12.7	8.7	4.76	0.8	5.16	
	2725	WNGA 080408C6-RM	✓				6	12.7	8.7	4.76	1.2	5.16	

Turning Inserts Grade Comparison - CBN

車刀片材質比較表 - CBN





ISO Code	WINSTAR 萬事達	Mitsubishi 三菱	NTK	Sumitomo 住友	Kyocera 京瓷	Tungaloy 泰珂洛	Korloy 克勞伊	TaeguTec 特固克	
H Hardened Steel	H01	BN4020 BN20	BC8105 BC8110 MBC010 MB810 MB8110	B5K B52	BNC2010 BNC2115 BN1000 BN2000	KBN05M KBN25M KBN510	BXA10 BXM10 BX310	DNC100 DB1000	TB610
	H10	BN4020 BN20	BC8110 BC8120 MBC020 MB8025 MB8110 MB825	B5K B6K B52 B36	BNC2010 BNC2020 BNC2115 BNC2125 BN2000	KBN05M KBN25M KBN525	BXA10 BXM10 BX330 BX530	DNC100 DNC250 DB1000 DB2000	TB610 TB650 TB2015
	H20	BN4020 BN20	BC8120 BC8020 MBC020 MB8025 MB8120	B36 B40 B6K	BNC2020 BNC2125 BNX20	KBN30M KBN35M KBN900	BXA20 BXM20 BX360	DNC400 DBNX20 DBN250 DBN400	TB650 TB670 TB2015
	H30	-	MB835 MB8130 BC8130	B40	BNC300 BNC350 BNX25	KBN30M KBN35M KBN900	BXM20 BXA20 BXC50 BX380	DNC350	TB670 TB7015

ISO Code	WINSTAR 萬事達	Sandvik 山特維克	Iscar 伊斯卡	Kennametal 肯納	SECO 山高	Walter 瓦爾特	
H Hardened Steel	H01	BN4020 BN20	CB7105	IB05H IB50 IB10HC	KB5610	CH0550 CBN10 CBN100 CBN60K	WCB30 WBH10 WBH10C
	H10	BN4020 BN20	CB7015 CB7115 CB20	IB10H IB55 IB25HA	KBH20 KB5610 KB5625	CBN10 CBN150 CBN100 CBN060K CBN160C	WCB50 WBH10
	H20	BN4020 BN20	CB7025 CB7125 CB50	IB20H IB20HC IB25H IB25HC	KBH20 KB5625 KB5630	CH2540 CBN150 CBN160C	WBH20 WBH20C
	H30	-	CB7525 CB7135	IB90	KB5630	CH3515	WBH30 WBK20 WBK30

The above table is selected from a publication for reference only, which is not obtained approval from each brand.

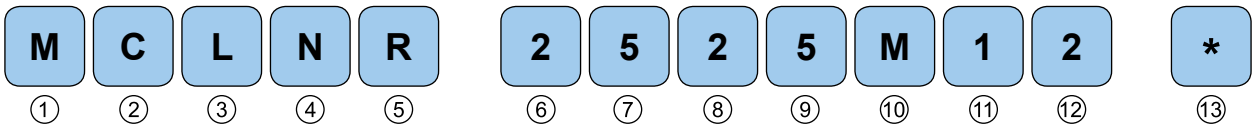
此材質比照表僅供參考



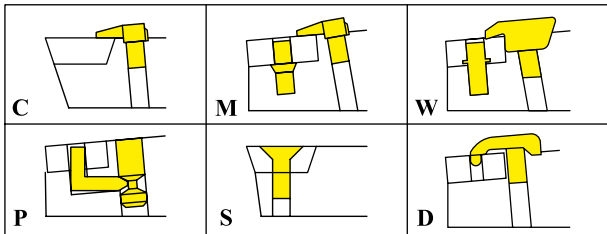


Tools Designations for External Turning

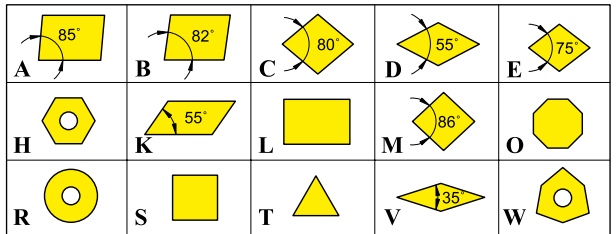
外徑車刀桿型號編碼



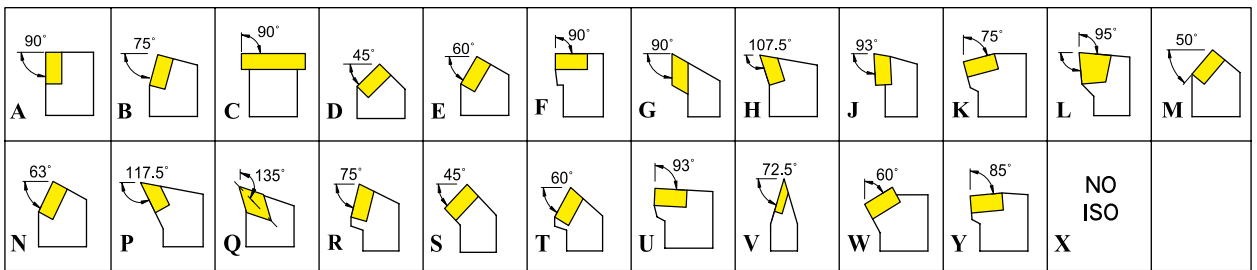
① Type of Locking



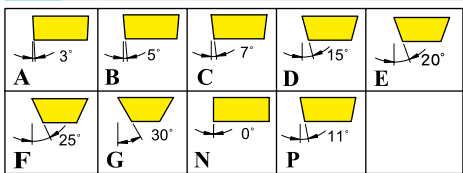
② Insert Shape



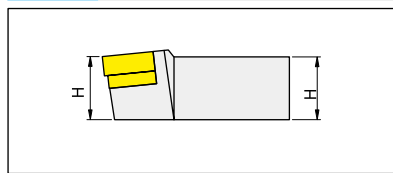
③ Type of Tool



④ Rake Angle



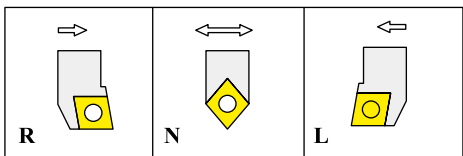
⑥/⑦ Shank Height



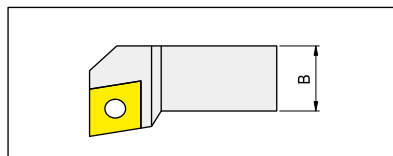
⑩ Tool Length

32	A
40	B
50	C
60	D
70	E
80	F
90	G
100	H
110	J
125	K
140	L
150	M
160	N
170	P
180	Q
200	R
250	S
300	T
350	U
400	V
450	W
500	Y
Special	X

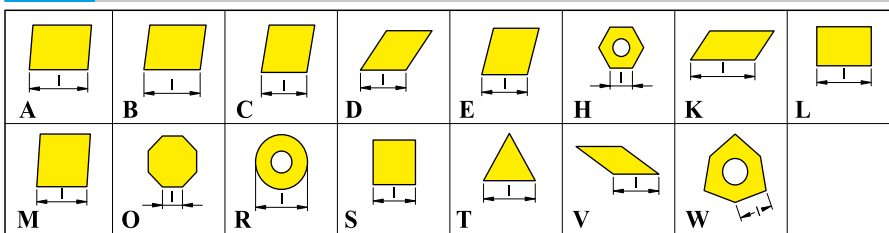
⑤ Hand of Tool



⑧/⑨ Shank Width



⑪/⑫ Edge Length

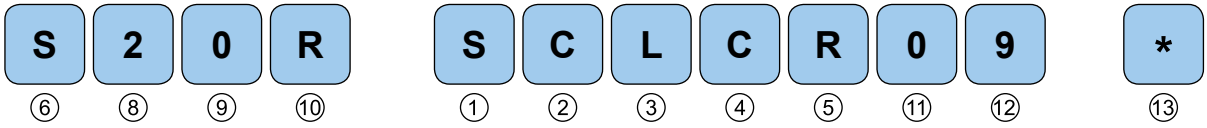


⑬ Optional Code

INSERTS	R-L
---------	-----

Tools Designations for Internal Turning

內徑車刀桿型號編碼

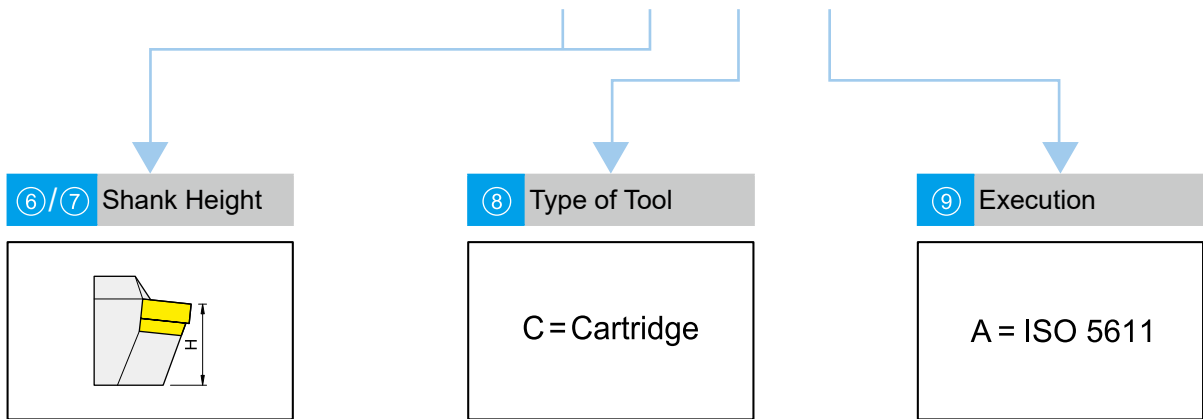
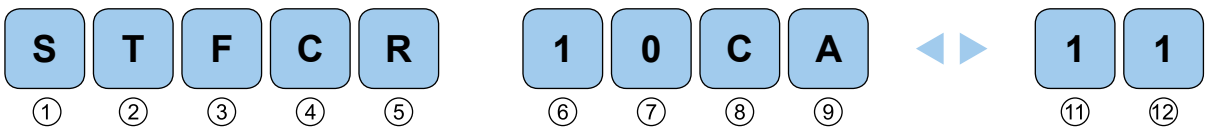


⑥ Shank

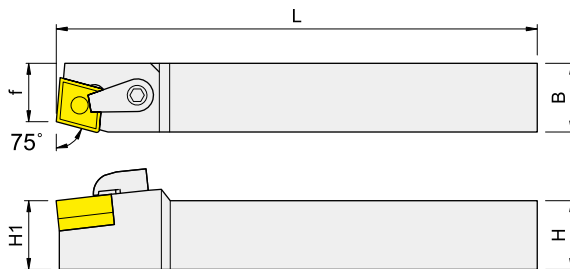
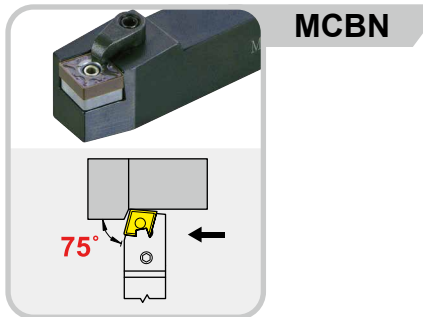
- S = Steel shank
- A = Steel shank + coolant hole
- B = Steel shank + device anti-vibration
- C = Cemented carbide shank with steel head
- D = Steel shank + device anti-vibration + coolant hole
- E = Cemented carbide shank with steel head + coolant hole
- F = Cemented carbide shank with steel head + device anti-vibration
- G = Cemented carbide shank with steel head + device anti-vibration + coolant hole
- H = Heavy metal shank
- J = Heavy metal shank + coolant hole

Turning

Cartridges Designation

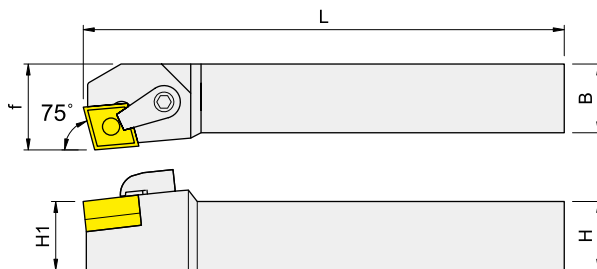
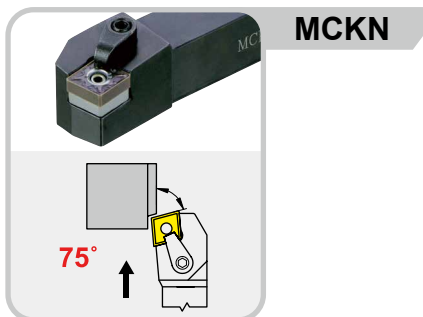


External Turning Tools 外徑車刀桿



Right-hand shown

Order No. 訂購編碼	Dimensions, mm					Insert	Pin	Shim	Wrench	Screw	Clamp	Wrench
	H	B	L	H1	f							
IMCBN ^R / _L -2020K-12	20	20	125	20	17	CN..1204..	IMLP46-A	ICMS432	IPL25	IMS625TX	IMC620	IETL15
IMCBN ^R / _L -2525M-12	25	25	150	25	22					IMS630TX		
IMCBN ^R / _L -3232P-12	32	32	170	32	29							

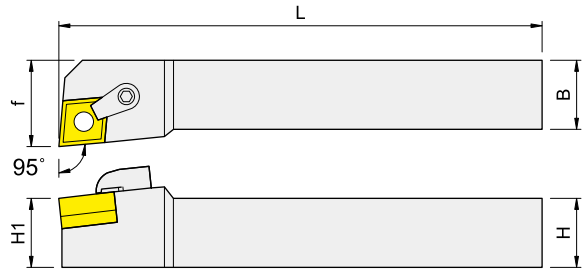
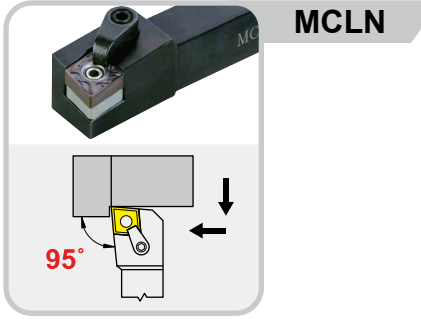


Right-hand shown

Order No. 訂購編碼	Dimensions, mm					Insert	Pin	Shim	Wrench	Screw	Clamp	Wrench
	H	B	L	H1	f							
IMCKN ^R / _L -1616K-12	16	16	125	16	20	CN..1204..	IMLP46-A	ICMS432	IPL25	IMS625TX	IMC620	IETL15
IMCKN ^R / _L -2020K-12	20	20	125	20	25							
IMCKN ^R / _L -2525M-12	25	25	150	25	32					IMS630TX		
IMCKN ^R / _L -3232P-12	32	32	170	32	40							

External Turning Tools

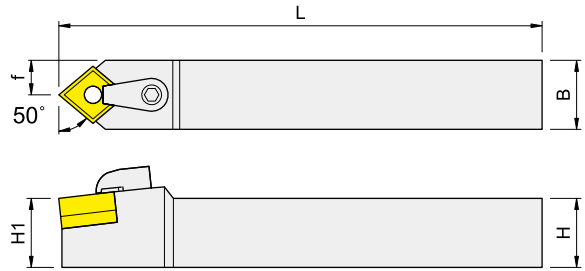
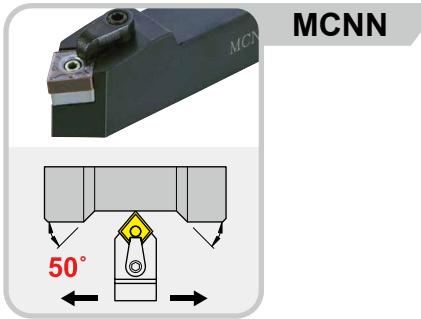
外徑車刀桿



Right-hand shown

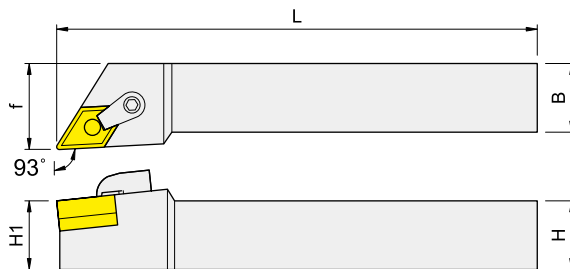
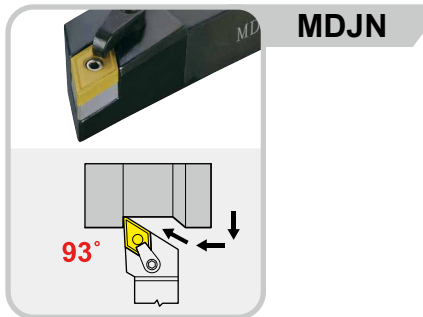
Order No. 訂購編碼	Dimensions, mm					Insert	Pin	Shim	Wrench	Screw	Clamp	Wrench
	H	B	L	H1	f							
IMCLN ^R _L -1616K-12	16	16	125	16	20	CN..1204..	IMLP46-A	ICMS432	IPL25	IMS625TX	IMC620	IETL15
IMCLN ^R _L -2020K-12	20	20	125	20	25							
IMCLN ^R _L -2525M-12	25	25	150	25	32							
IMCLN ^R _L -3232P-12	32	32	170	32	40							

Turning



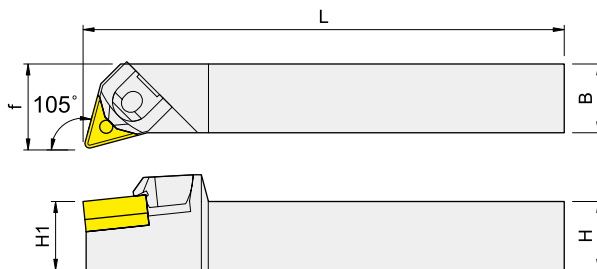
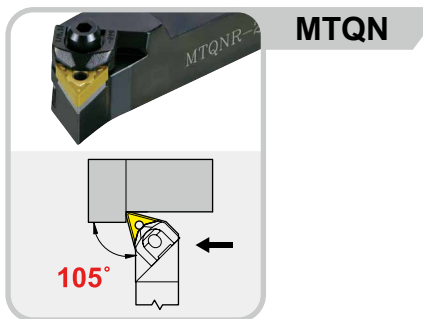
Order No. 訂購編碼	Dimensions, mm					Insert	Pin	Shim	Wrench	Screw	Clamp	Wrench
	H	B	L	H1	f							
IMCNNN-1616K-12	16	16	125	16	8	CN..1204..	IMLP46-A	ICMS432	IPL25	IMS625TX	IMC620	IETL15
IMCNNN-2020K-12	20	20	125	20	10							
IMCNNN-2525M-12	25	25	150	25	12.5							
IMCNNN-3232P-12	32	32	170	32	16							

External Turning Tools 外徑車刀桿



Right-hand shown

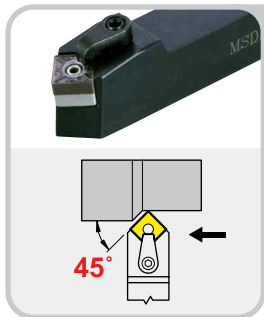
Order No. 訂購編碼	Dimensions, mm					Insert	Pin	Shim	Wrench	Screw	Clamp	Wrench
	H	B	L	H1	f							
IMDJN ^R / _L -2020K-1504	20	20	125	20	25	DN..1504..	IMLP46-AL	IDMS442	IPL25	IMS625TX	IMC622	IETL15
IMDJN ^R / _L -2525M-1504	25	25	150	25	32					IMS630TX		
IMDJN ^R / _L -2020K-1506	20	20	125	20	25	DN..1506..	IMLP46-AL	IDMS432	IPL25	IMS625TX	IMC622	IETL15
IMDJN ^R / _L -2525M-1506	25	25	150	25	32					IMS630TX		



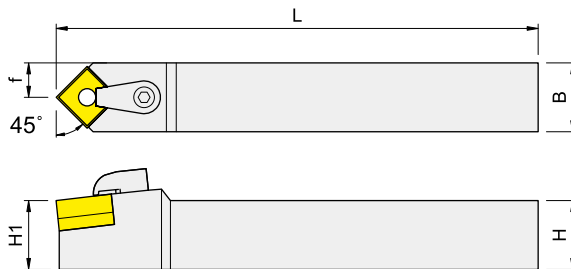
Right-hand shown

Order No. 訂購編碼	Dimensions, mm					Insert	Pin	Screw	Wrench	Shim	Clamp	Wrench
	H	B	L	H1	f							
IMTQN ^R / _L -2020K-16	20	20	125	20	25	TN..1604..	IMCP3	IMCS3S-11	IPL30	ITWS322	IMCW3-P40	IPL40
IMTQN ^R / _L -2525M-16	25	25	150	25	32							

External Turning Tools 外徑車刀桿

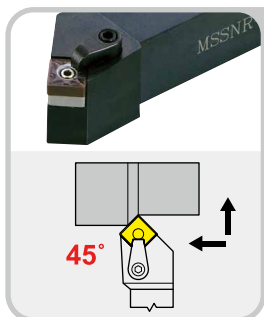


MSDN

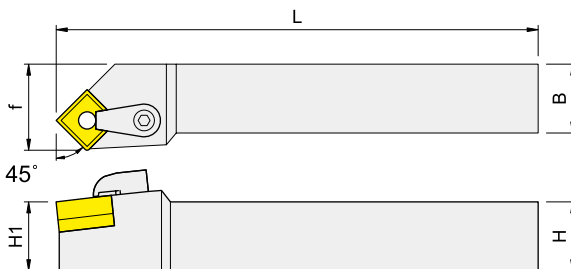


Right-hand shown

Order No. 訂購編碼	Dimensions, mm					Insert	Pin	Shim	Wrench	Screw	Clamp	Wrench
	H	B	L	H1	f							
IMSDNN-2020K-12	20	20	125	20	10	SN..1204..	IMLP46-A	ISMS432	IPL25	IMS625TX	IMC620	IETL15
IMSDNN-2525M-12	25	25	150	25	12.5					IMS630TX		



MSSN

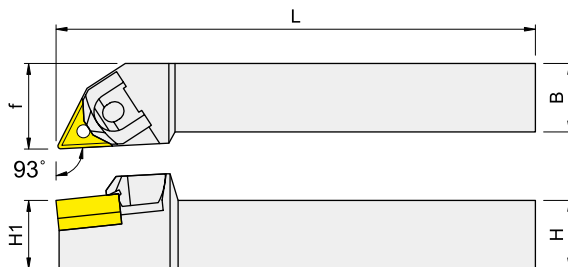
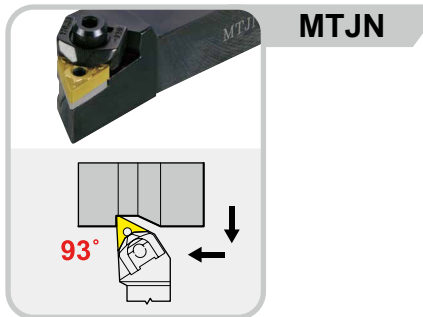


Right-hand shown

Order No. 訂購編碼	Dimensions, mm					Insert	Pin	Shim	Wrench	Screw	Clamp	Wrench
	H	B	L	H1	f							
IMSSN ^R _L -1616K-12	16	16	125	16	20	SN..1204..	IMLP46-A	ISMS432	IPL25	IMS625TX	IMC620	IETL15
IMSSN ^R _L -2020K-12	20	20	125	20	25					IMS630TX		
IMSSN ^R _L -2525M-12	25	25	150	25	32					IMS630TX		

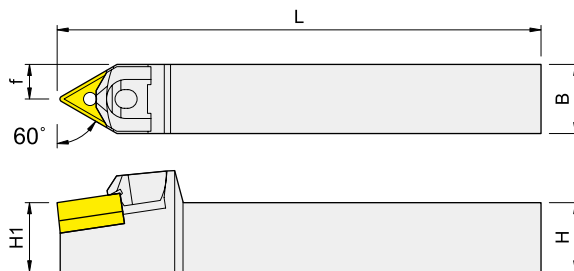
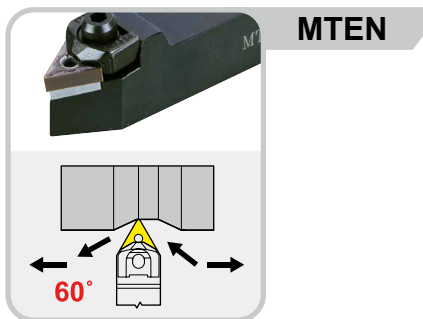
Turning

External Turning Tools 外徑車刀桿



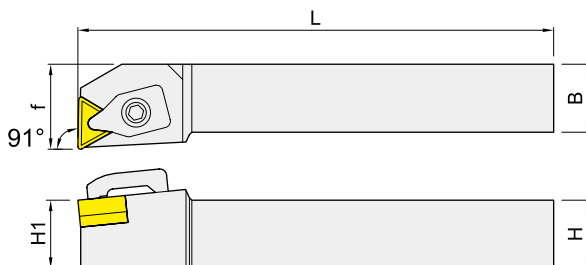
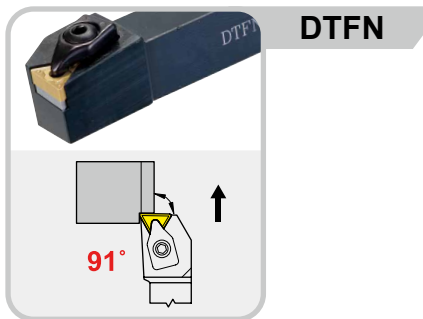
Right-hand shown

Order No. 訂購編碼	Dimensions, mm					Insert	Pin	Screw	Wrench	Shim	Clamp	Wrench
	H	B	L	H1	f							
IMTJN ^R / _L -1216K-16	12	16	125	16	21	TN..1604..	IMCP3	IMCS3S-11	IPL30	ITWS322	IMCW3-P40	IPL40
IMTJN ^R / _L -1616K-16	16	16	125	16	21							
IMTJN ^R / _L -2020K-16	20	20	125	20	25							
IMTJN ^R / _L -2525M-16	25	25	150	25	32							
IMTJN ^R / _L -3232P-16	32	32	170	32	40							



Order No. 訂購編碼	Dimensions, mm					Insert	Pin	Screw	Wrench	Shim	Clamp	Wrench
	H	B	L	H1	f							
IMTENN-1216K-16	12	16	125	16	8	TN..1604..	IMCP3	IMCS3S-09	IPL30	ITWS322	IMCW3-P40	IPL40
IMTENN-1616K-16	16	16	125	16	8							
IMTENN-2020K-16	20	20	125	20	10							
IMTENN-2525M-16	25	25	150	25	12.5							

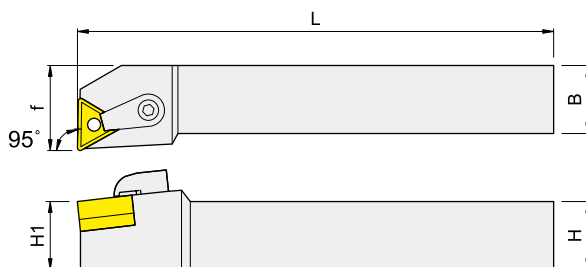
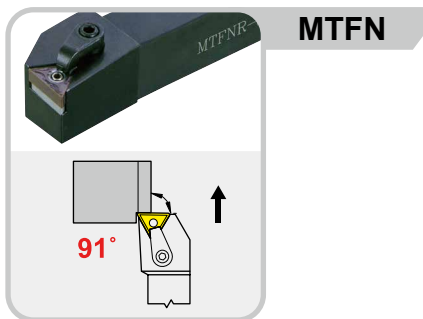
External Turning Tools 外徑車刀桿



Right-hand shown

Order No. 訂購編碼	Dimensions, mm					Insert	Shim	Screw	Wrench	Clamp	Wrench
	H	B	L	H1	f						
IDTFN ^R _L -1616K-16	16	16	125	16	20	TN..1604..	ITWS322	IMS4008H	IPL25	IMCD324B	IPL40
IDTFN ^R _L -2020K-16	20	20	125	20	25						
IDTFN ^R _L -2525M-16	25	25	150	25	32						

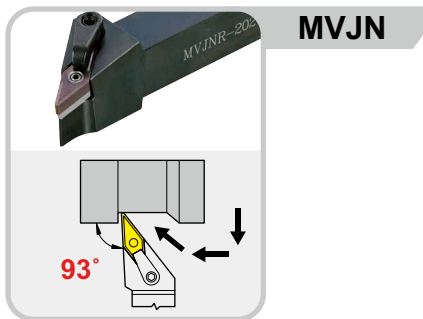
Turning



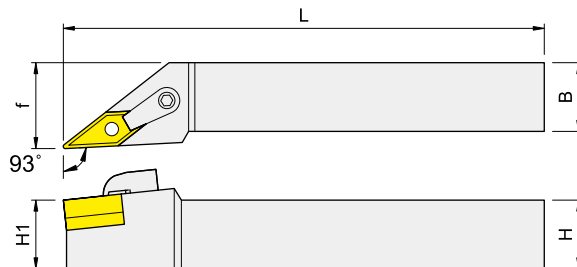
Right-hand shown

Order No. 訂購編碼	Dimensions, mm					Insert	Pin	Shim	Wrench	Screw	Clamp	Wrench
	H	B	L	H1	f							
IMTFNR-1616K-16	16	16	125	16	20	TN..1604..	IMLP34L-A	ITMS322	IPL20	IMS625TX	IMC620	IETL15
IMTFNR-2020K-16	20	20	125	20	25							
IMTFNR-2525M-16	25	25	150	25	32							

External Turning Tools 外徑車刀桿




MVJN

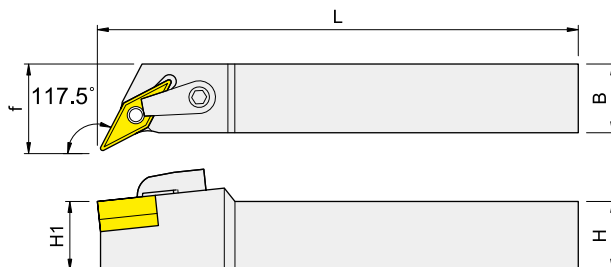


Right-hand shown

Order No. 訂購編碼	Dimensions, mm					Insert	Pin	Shim	Wrench	Screw	Clamp	Wrench
	H	B	L	H1	f							
IMVJN ^R _L -1616K-16	16	16	125	16	21	VN..1604..	IMLP34L-A	IVMS322	IPL20	IMS625TX	IMC622	IETL15
IMVJN ^R _L -2020K-16	20	20	125	20	25					IMS630TX		
IMVJN ^R _L -2525M-16	25	25	150	25	32							



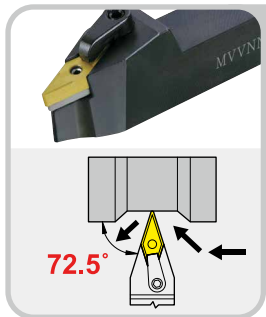
MVQN



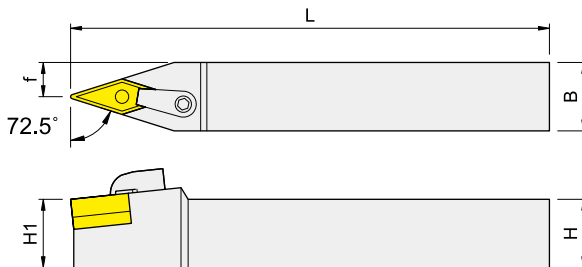
Right-hand shown

Order No. 訂購編碼	Dimensions, mm					Insert	Pin	Shim	Wrench	Screw	Clamp	Wrench
	H	B	L	H1	f							
IMVQN ^R _L -2020K-16	20	20	125	20	25	VN..1604..	IMLP34L-A	IVMS322	IPL20	IMS625TX	IMC622	IETL15
IMVQN ^R _L -2525M-16	25	25	150	25	32					IMS630TX		

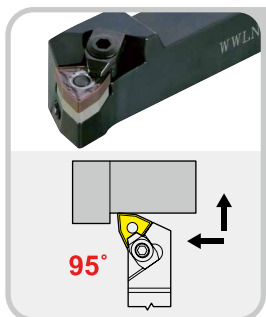
External Turning Tools 外徑車刀桿



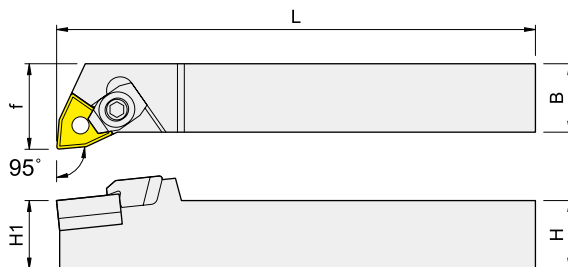
MVVN



Order No. 訂購編碼	Dimensions, mm					Insert	Pin	Shim	Wrench	Screw	Clamp	Wrench
	H	B	L	H1	f							
IMVVNN-1616K-16	16	16	125	16	8	VN..1604..	IMLP34L-A	IVMS322	IPL20	IMS625TX	IMC622	IETL15
IMVVNN-2020K-16	20	20	125	20	10					IMS630TX		
IMVVNN-2525M-16	25	25	150	25	12.5							



WWLN

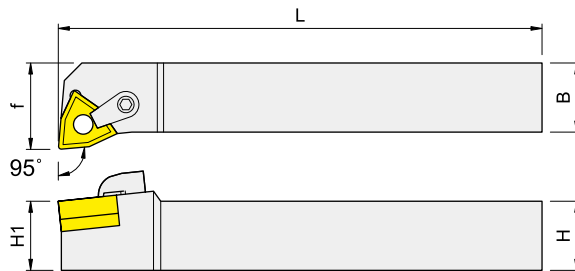
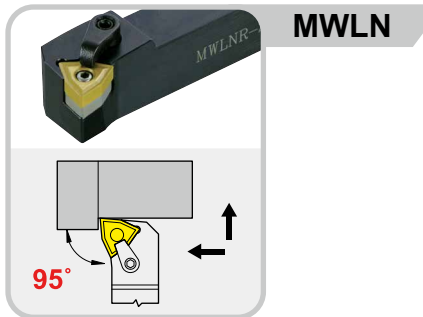


Right-hand shown

Order No. 訂購編碼	Dimensions, mm					Insert	Pin	Screw	Wrench	Shim	Clamp	Wrench
	H	B	L	H1	f							
IWWLN ^R / _L -2020K-08	20	20	125	20	25	WN..0804..	IMCP4	IMCS3S-09	IPL30	IWMS432	IWCW6-P4	IPL40
IWWLN ^R / _L -2525M-08	25	25	150	25	32							

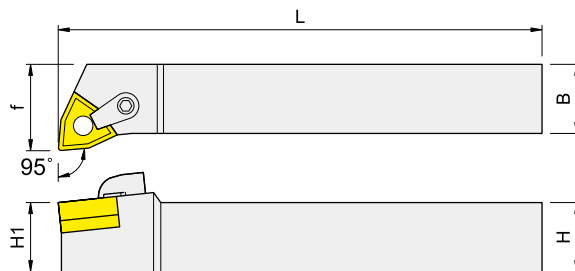
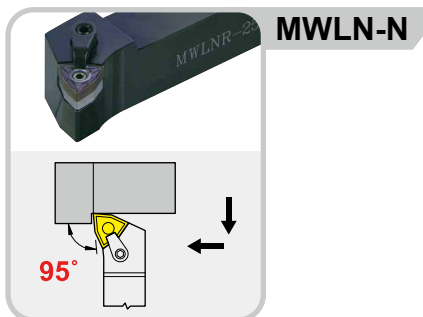
Turning

External Turning Tools 外徑車刀桿



Right-hand shown

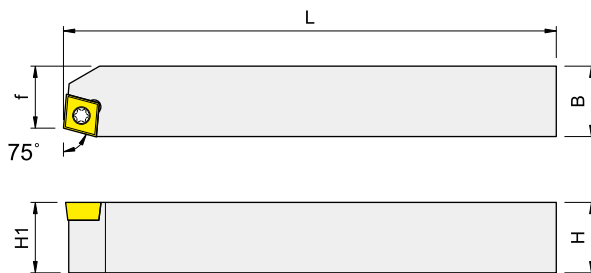
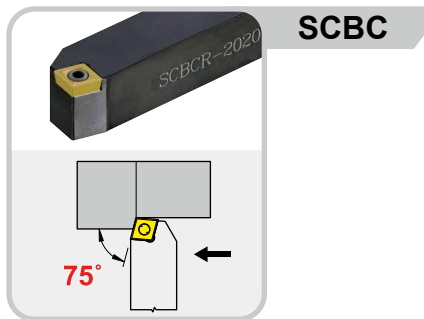
Order No. 訂購編碼	Dimensions, mm					Insert	Pin	Shim	Wrench	Screw	Clamp	Wrench
	H	B	L	H1	f							
IMWLN ^R /L-2020K-08	20	20	125	20	25	WN..0804..	IMLP46-A	IWMS432	IPL25	IMS625TX	IMC620	IETL15
IMWLN ^R /L-2525M-08	25	25	150	25	32					IMS630TX		



Right-hand shown

Order No. 訂購編碼	Dimensions, mm					Insert	Pin	Shim	Wrench	Screw	Clamp	Wrench
	H	B	L	H1	f							
IMWLN ^R /L-2020K-08N	20	20	125	20	25	WN..0804..	IMLP46-A	IWMS432	IPL25	IMS625TX	IMC620	IETL15
IMWLN ^R /L-2525M-08N	25	25	150	25	32					IMS630TX		

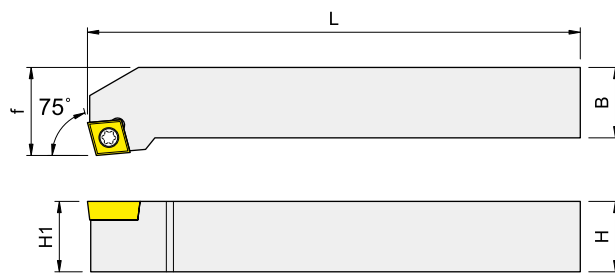
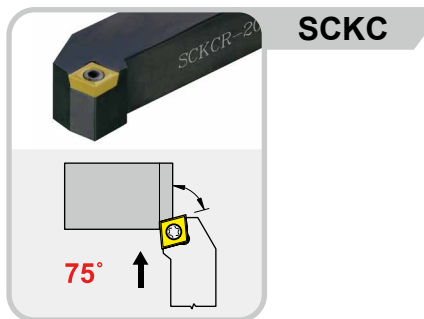
External Turning Tools 外徑車刀桿



Right-hand shown

Order No. 訂購編碼	Dimensions, mm					Insert	Clamp 	Wrench
	H	B	L	H1	f			
ISCB ^R _L -2020K-09	20	20	125	20	17.5	CC..09T3..	IMS4011A	ITK15

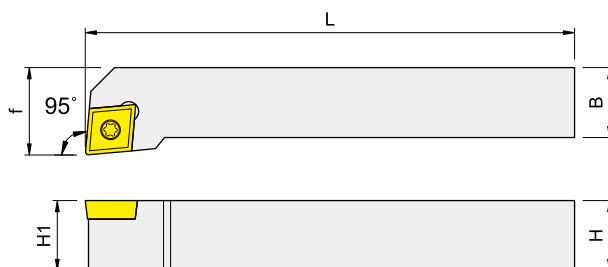
Turning



Right-hand shown


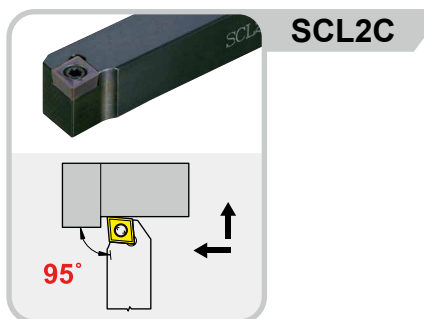
Order No. 訂購編碼	Dimensions, mm					Insert	Clamp 	Wrench
	H	B	L	H1	f			
ISCK ^R _L -1212K-09	12	12	125	12	16	CC..09T3..	IMS4011A	ITK15
ISCK ^R _L -1616K-09	16	16	125	16	20			
ISCK ^R _L -2020K-09	20	20	125	20	25			
ISCK ^R _L -2525M-09	25	25	150	25	32			

External Turning Tools 外徑車刀桿



Right-hand shown

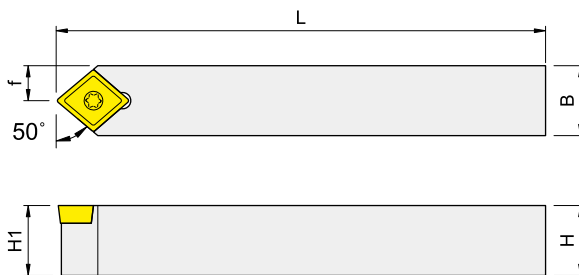
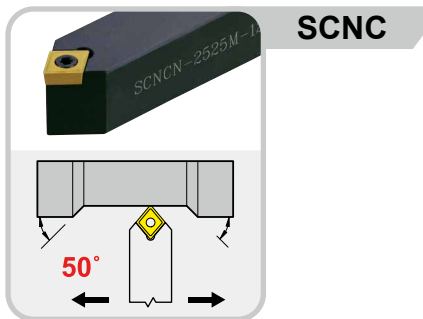
Order No. 訂購編碼	Dimensions, mm					Insert	Clamp 	Wrench
	H	B	L	H1	f			
ISCLC ^R / _L -1010H-06	10	10	100	10	12	CC..0602..	IMS2506A	ITK09
ISCLC ^R / _L -1010K-06	10	10	125	10	12			
ISCLC ^R / _L -1212H-09	12	12	100	12	16	CC..09T3..	IMS4011A	ITK15
ISCLC ^R / _L -1212K-09	12	12	125	12	16			
ISCLC ^R / _L -1616K-09	16	16	125	16	20			
ISCLC ^R / _L -2020K-09	20	20	125	20	25			
ISCLC ^R / _L -2525M-09	25	25	150	25	32	CC..1204..	IMS5011A	ITK20
ISCLC ^R / _L -2020K-12	20	20	125	20	25			
ISCLC ^R / _L -2525M-12	25	25	150	25	32			



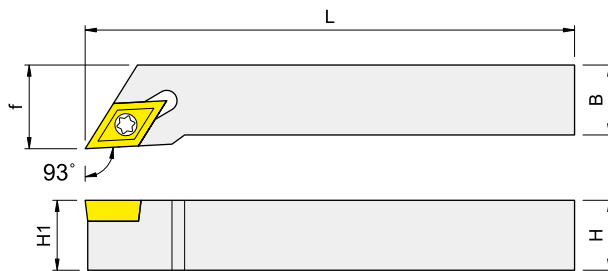
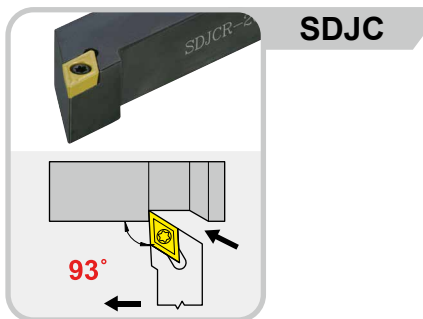
Right-hand shown

Order No. 訂購編碼	Dimensions, mm					Insert	Clamp 	Wrench
	H	B	L	H1	f			
ISCL2C ^R / _L -1010H-06	10	10	100	10	10	CC..0602..	IMS2506A	ITK09
ISCL2C ^R / _L -1212H-09	12	12	100	12	12	CC..09T3..	IMS4011A	ITK15
ISCL2C ^R / _L -1616K-09	16	16	125	16	16			
ISCL2C ^R / _L -2020K-09	20	20	125	20	25			

External Turning Tools 外徑車刀桿



Order No. 訂購編碼	Dimensions, mm					Insert	Clamp	Wrench
	H	B	L	H1	f			
ISCNCN-1616K-06	16	16	125	16	8	CC..0602..	IMS2506A	ITK09
ISCNCN-1212K-09	12	12	125	12	6	CC..09T3..	IMS4011A	ITK15
ISCNCN-1616K-09	16	16	125	16	8			
ISCNCN-2020K-09	20	20	125	20	10			
ISCNCN-2525M-09	25	25	150	25	12.5	CC..1204..	IMS5011A	ITK20
ISCNCN-2020K-12	20	20	125	20	10			
ISCNCN-2525M-12	25	25	150	25	12.5			

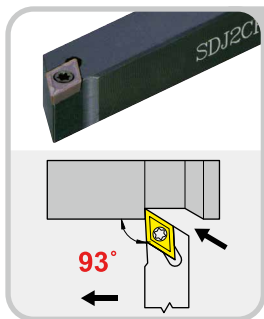


Right-hand shown

Order No. 訂購編碼	Dimensions, mm					Insert	Clamp	Wrench
	H	B	L	H1	f			
ISDJC ^R / _L -1010H-07	10	10	100	10	12	DC..0702..	IMS2506B	ITK09
ISDJC ^R / _L -1212H-07	12	12	100	12	16			
ISDJC ^R / _L -1212K-07	12	12	125	12	16			
ISDJC ^R / _L -1616K-07	16	16	125	16	20			
ISDJC ^R / _L -2020K-07	20	20	125	20	25	DC..11T3..	IMS4009A	ITK15
ISDJC ^R / _L -1212H-11	12	12	100	12	16			
ISDJC ^R / _L -1212K-11	12	12	125	12	16			
ISDJC ^R / _L -1616K-11	16	16	125	16	20			
ISDJC ^R / _L -2020K-11	20	20	125	20	25			
ISDJC ^R / _L -2525M-11	25	25	150	25	32			

Turning

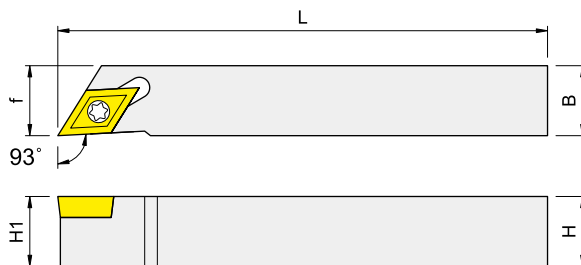
External Turning Tools 外徑車刀桿



SDJ2C

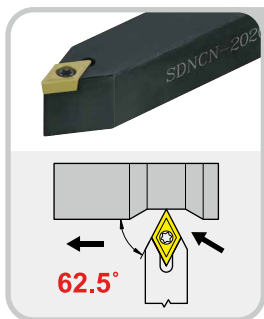


SDJ2CR-1010H/K-11

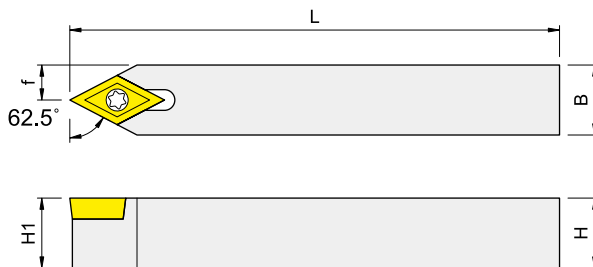


Right-hand shown

Order No. 訂購編碼	Dimensions, mm					Insert	Clamp 	Wrench
	H	B	L	H1	f			
ISDJ2C ^R / _L -1010H-07	10	10	100	10	10	DC..0702..	IMS2506B	ITK09
ISDJ2C ^R / _L -1212H-07	12	12	100	12	12			
ISDJ2C ^R / _L -1212K-07	12	12	125	12	12			
ISDJ2C ^R / _L -1616K-07	16	16	125	16	16			
ISDJ2C ^R / _L -2020K-07	20	20	125	20	20			
ISDJ2C ^R / _L -2525M-07	25	25	150	25	25			
ISDJ2C ^R / _L -1010H-11	10	10	100	10	10	DC..11T3..	IMS4009A	ITK15
ISDJ2C ^R / _L -1010K-11	10	10	125	10	10			
ISDJ2C ^R / _L -1212H-11	12	12	100	12	12			
ISDJ2C ^R / _L -1616K-11	16	16	125	16	16			
ISDJ2C ^R / _L -2020K-11	20	20	125	20	20			
ISDJ2C ^R / _L -2525M-11	25	25	150	25	25			
ISDJ2C ^R / _L -3232P-11	32	32	170	32	32			



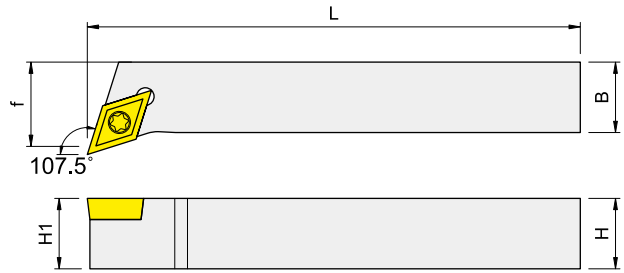
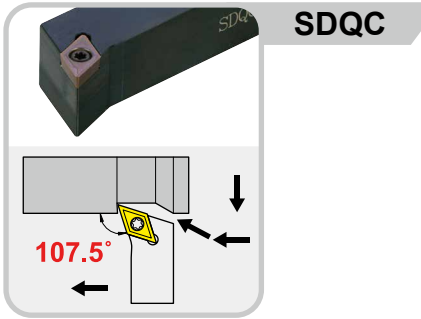
SDNC



Order No. 訂購編碼	Dimensions, mm					Insert	Clamp 	Wrench
	H	B	L	H1	f			
ISDNCN-1010H-07	10	10	100	10	5	DC..0702..	IMS2506B	ITK09
ISDNCN-1212H-07	12	12	100	12	6			
ISDNCN-1616K-07	16	16	125	16	8			
ISDNCN-1212H-11	12	12	100	12	6	DC..11T3..	IMS4011A	ITK15
ISDNCN-1212K-11	12	12	125	12	6			
ISDNCN-1616K-11	16	16	125	16	8			
ISDNCN-2020K-11	20	20	125	20	10			
ISDNCN-2525M-11	25	25	150	25	12.5			

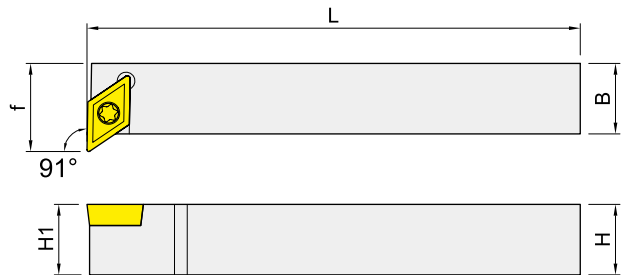
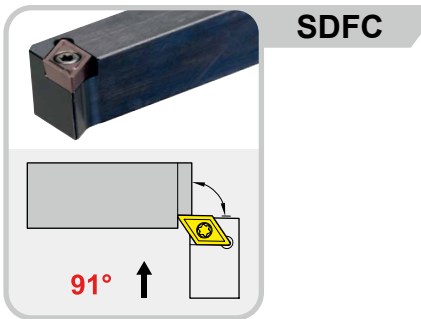
External Turning Tools

外徑車刀桿



Right-hand shown

Order No. 訂購編碼	Dimensions, mm					Insert	Clamp 	Wrench
	H	B	L	H1	f			
ISDQC ^R _L -1212H-11	12	12	100	12	16	DC..11T3..	IMS4011A	ITK15
ISDQC ^R _L -1616K-11	16	16	125	16	20			
ISDQC ^R _L -2020K-11	20	20	125	20	25			
ISDQC ^R _L -2525M-11	25	25	150	25	32			


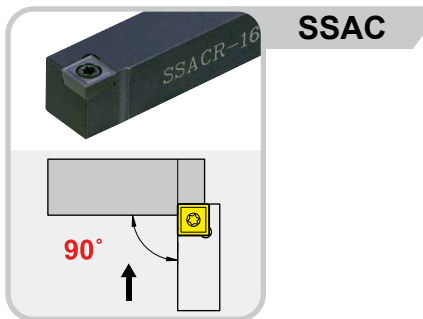


Right-hand shown

Order No. 訂購編碼	Dimensions, mm					Insert	Clamp 	Wrench
	H	B	L	H1	f			
ISDFC ^R _L -1212K-07	12	12	125	12	16	DC..0702..	IMS2506B	ITK09
ISDFC ^R _L -1212K-11	12	12	125	12	19	DC..11T3..	IMS4011A	ITK15
ISDFC ^R _L -1616K-11	16	16	125	16	20			

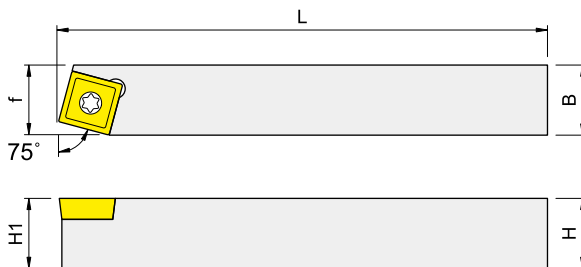
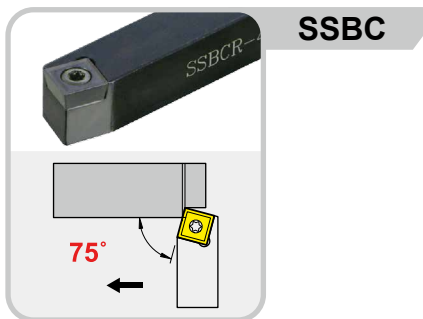
Turning

External Turning Tools 外徑車刀桿



Right-hand shown

Order No. 訂購編碼	Dimensions, mm					Insert	Clamp 	Wrench
	H	B	L	H1	f			
ISSAC ^R / _L -3.4H-09	9.5	12.7	100	9.5	12.7	SC..09T3..	IMS4009A	ITK15
ISSAC ^R / _L -4.4H-09	12.7	12.7	100	12.7	12.7		IMS4011A	ITK15
ISSACR-1212H-09	12	12	100	12	12			
ISSAC ^R / _L -1616K-09	16	16	125	16	16			

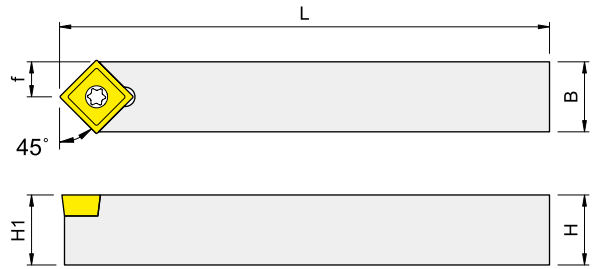
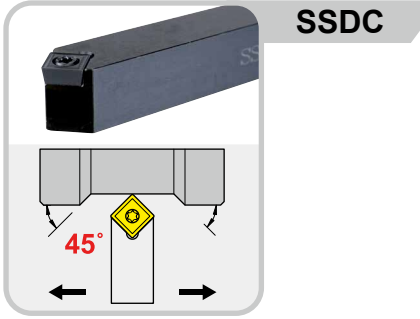


Right-hand shown

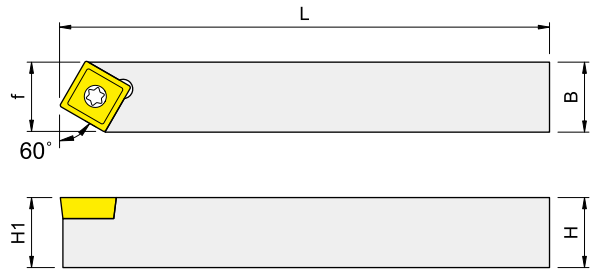
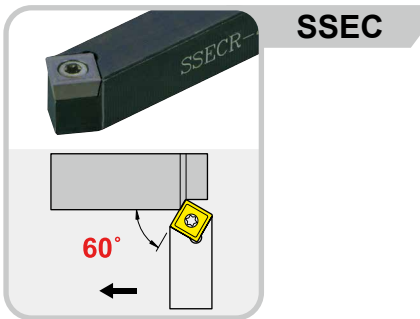
Order No. 訂購編碼	Dimensions, mm					Insert	Clamp 	Wrench
	H	B	L	H1	f			
ISSBC ^R / _L -3.4H-09	9.5	12.7	100	9.5	12.7	SC..09T3..	IMS4009A	ITK15
ISSBC ^R / _L -4.4H-09	12.7	12.7	100	12.7	12.7		IMS4011A	ITK15
ISSBC ^R / _L -1212H-09	12	12	100	12	12			

External Turning Tools

外徑車刀桿

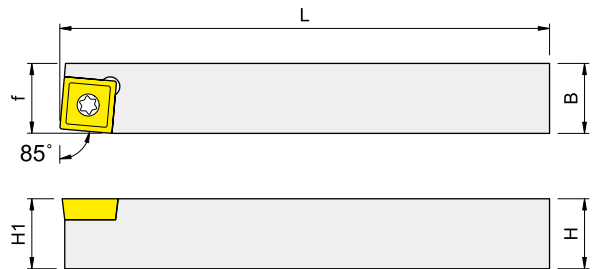
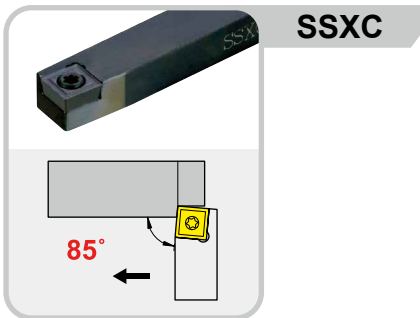


Order No. 訂購編碼	Dimensions, mm					Insert	Clamp 	Wrench
	H	B	L	H1	f			
ISSDCN-3.4H-09	9.5	12.7	100	9.5	6.35	SC..09T3..	IMS4009A	ITK15
ISSDCN-4.4H-09	12.7	12.7	100	12.7	6.35	SC..09T3..	IMS4011A	ITK15
ISSDCN-1212H-09	12	12	100	12	6			
ISSDCN-1616K-09	16	16	125	16	8			
ISSDCN-2020K-09	20	20	125	20	10			
ISSDCN-2525M-09	25	25	150	25	12.5			



Right-hand shown

Order No. 訂購編碼	Dimensions, mm					Insert	Clamp 	Wrench
	H	B	L	H1	f			
ISSEC ^R _L -3.4H-09	9.5	12.7	100	9.5	12.7	SC..09T3..	IMS4009A	ITK15
ISSEC ^R _L -4.4H-09	12.7	12.7	100	12.7	12.7	SC..09T3..	IMS4011A	ITK15
ISSEC ^R _L -1212H-09	12	12	100	12	12			

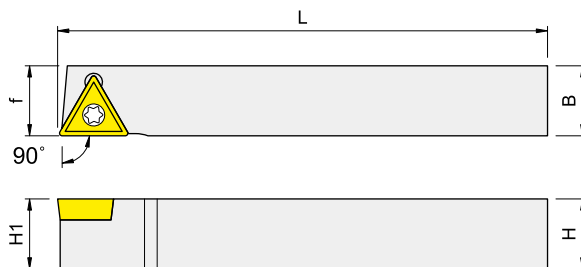
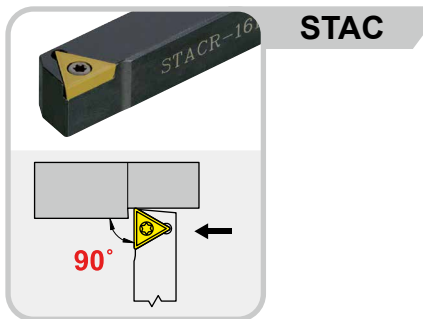


Right-hand shown

Order No. 訂購編碼	Dimensions, mm					Insert	Clamp 	Wrench
	H	B	L	H1	f			
ISSXCR-3.4H-09	9.5	12.7	100	9.5	12.7	SC..09T3..	IMS4009A	ITK15

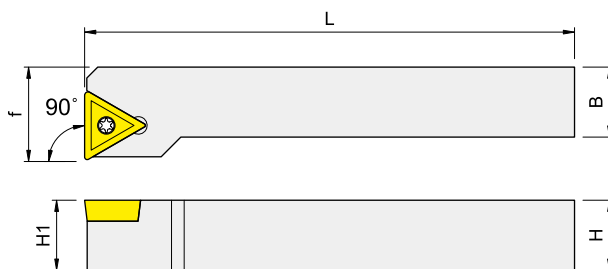
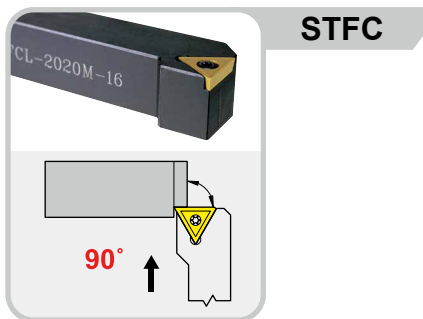
Turning

External Turning Tools 外徑車刀桿



Right-hand shown

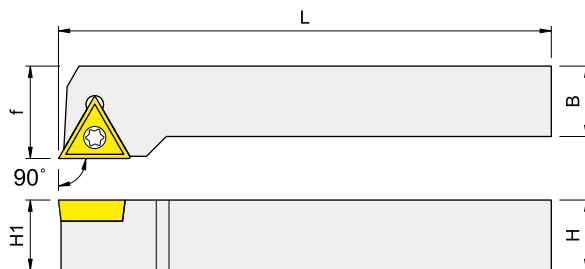
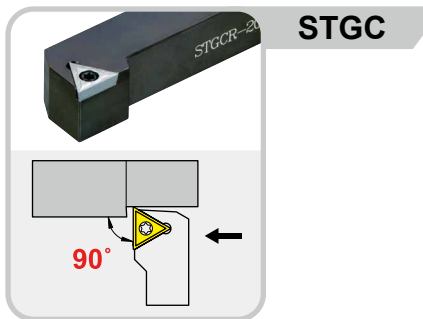
Order No. 訂購編碼	Dimensions, mm					Insert	Clamp 	Wrench
	H	B	L	H1	f			
ISTACR-1010H-11	10	10	100	10	10	TC..1102..	IMS2506A	ITK09
ISTACR-1212H-11	12	12	100	12	12			
ISTACR-1616K-11	16	16	125	16	16			
ISTACR-3.4H-11	9.5	12.7	100	9.5	12.7			
ISTACR-4.4H-11	12.7	12.7	100	12.7	12.7			
ISTACR-1616K-16	16	16	125	16	16	TC..16T3..	IMS4011A	ITK15



Right-hand shown

Order No. 訂購編碼	Dimensions, mm					Insert	Clamp 	Wrench
	H	B	L	H1	f			
ISTFC ^R _L -2020K-16	20	20	125	20	25	TC..16T3..	IMS4011A	ITK15
ISTFC ^R _L -2525M-16	25	25	150	25	32			

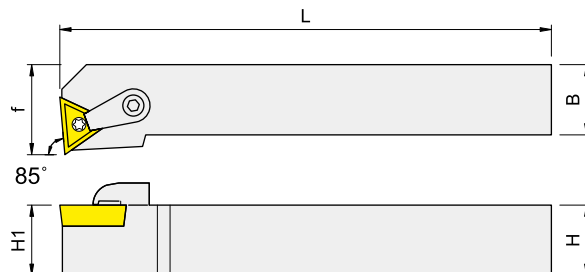
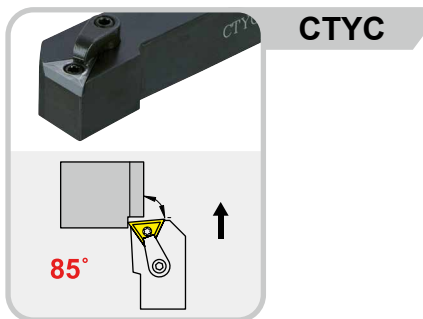
External Turning Tools 外徑車刀桿



Right-hand shown

Order No. 訂購編碼	Dimensions, mm					Insert	Clamp 	Wrench
	H	B	L	H1	f			
ISTGC ^R _L -1212K-16	12	12	100	12	16	TC..16T3..	IMS4011A	ITK15
ISTGC ^R _L -1616K-16	16	16	125	16	20			
ISTGC ^R _L -2020K-16	20	20	125	20	25			
ISTGC ^R _L -2525M-16	25	25	150	25	32			

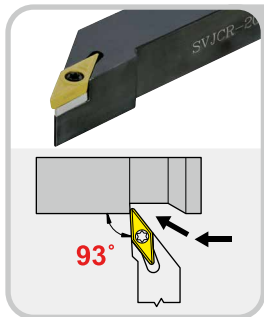
Turning



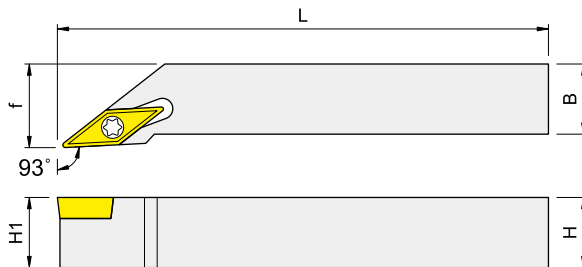
Right-hand shown

Order No. 訂購編碼	Dimensions, mm					Insert	Screw 	Wrench 	Screw 	Clamp 	Wrench
	H	B	L	H1	f						
ICTYC ^R _L -2020K-16	20	20	125	20	25	TC..16T3..	IMS4011A	ITK15	IMS625TX	IMC620	IETL15

External Turning Tools 外徑車刀桿

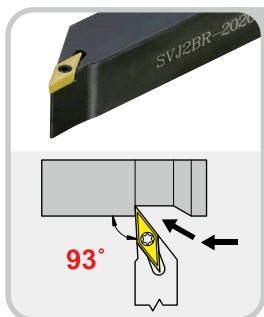


SVJB

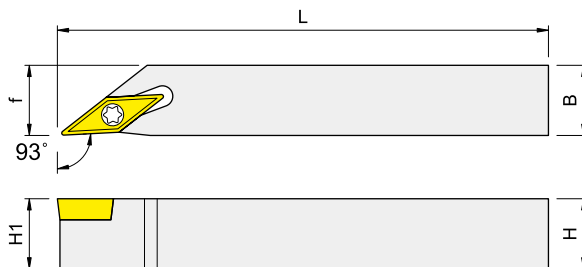


Right-hand shown

Order No. 訂購編碼	Dimensions, mm					Insert	Shim	Screw	Wrench	Screw	Wrench
	H	B	L	H1	f						
ISVJB ^R / _L -1616K-16	16	16	125	16	20	VB..1604..	IVSS322	IMDS5035S	IPL35	IMS3512B	ITK15
ISVJB ^R / _L -2020K-16	20	20	125	20	25						
ISVJB ^R / _L -2525M-16	25	25	150	25	32						
ISVJC ^R / _L -1010H-11	10	10	100	10	12	VC..1103..	--	--	--	IMS2506A	ITK09
ISVJC ^R / _L -1212K-11	12	12	125	12	16						
ISVJC ^R / _L -1616K-11	16	16	125	16	20						
ISVJC ^R / _L -2020K-11	20	20	125	20	25						
ISVJC ^R / _L -2525M-11	25	25	150	25	32						



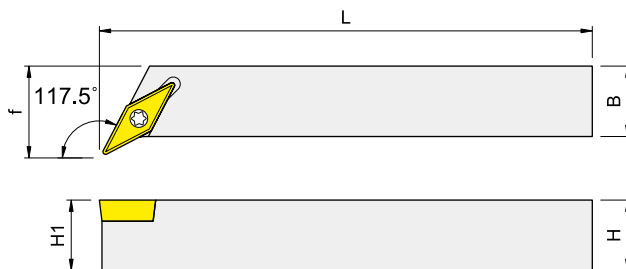
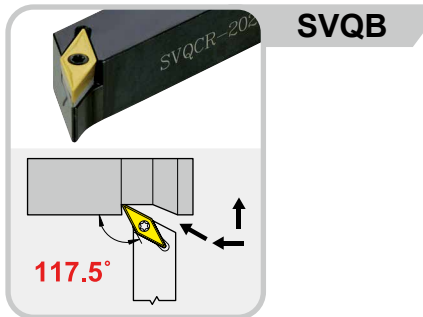
SVJ2B



Right-hand shown

Order No. 訂購編碼	Dimensions, mm					Insert	Screw	Wrench	Screw	Clamp	Wrench
	H	B	L	H1	f						
ISVJ2C ^R / _L -1010H-11	10	10	100	10	10	VC..1103..	--	--	--	IMS2506A	ITK09
ISVJ2C ^R / _L -1212H-11	12	12	100	12	12						
ISVJ2C ^R / _L -1616K-11	16	16	125	16	16						
ISVJ2C ^R / _L -2020K-11	20	20	125	20	20						

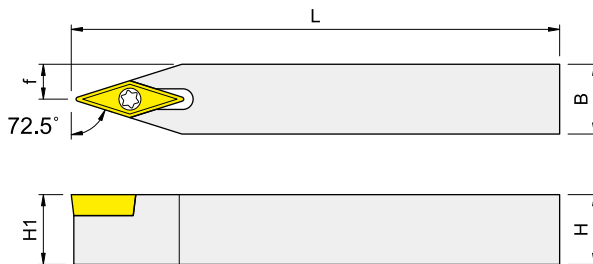
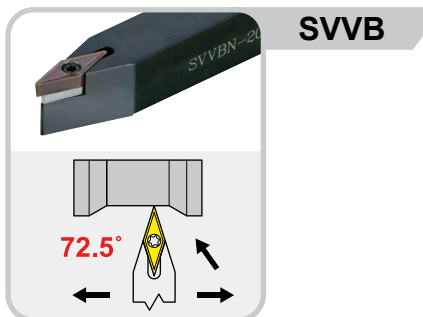
External Turning Tools 外徑車刀桿



Right-hand shown

Order No. 訂購編碼	Dimensions, mm					Insert	Shim	Screw	Wrench	Screw	Wrench
	H	B	L	H1	f						
ISVQB ^R _L -2020K-16	20	20	125	20	25	VB..1604..	IVSS322	IMDS5035S	IPL35	IMS3512B	ITK15
ISVQB ^R _L -2525M-16	25	25	150	25	32						
ISVQC ^R _L -1212H-11	12	12	100	12	16	VC..1103..	--	--	--	IMS2506A	ITK09
ISVQC ^R _L -1616K-11	16	16	125	16	20						
ISVQC ^R _L -2020K-11	20	20	125	20	25						

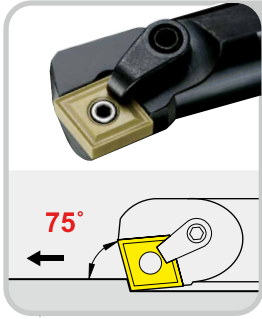
Turning



Order No. 訂購編碼	Dimensions, mm					Insert	Screw	Wrench	Screw	Clamp	Wrench
	H	B	L	H1	f						
ISVVBN-1616K-16	16	16	125	16	8	VB..1604..	IVSS322	IMDS5035S	IPL35	IMS3512B	ITK15
ISVVBN-2020K-16	20	20	125	20	10						
ISVVBN-2525M-16	25	25	150	25	12.5						
ISVVCN-1010H-11	10	10	100	10	5	VC..1103..	--	--	--	IMS2506A	ITK09
ISVVCN-1212K-11	12	12	125	12	6						
ISVVCN-1616K-11	16	16	125	16	8						
ISVVCN-2020K-11	20	20	125	20	10						
ISVVCN-2525M-11	25	25	150	25	12.5						

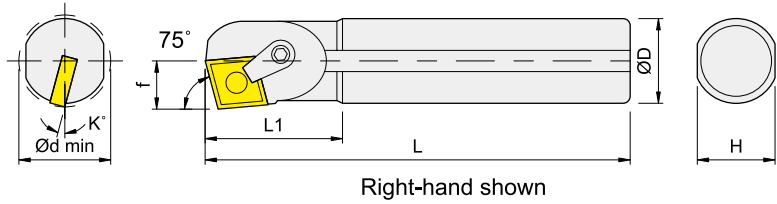
Internal Turning Tools

內徑車刀桿

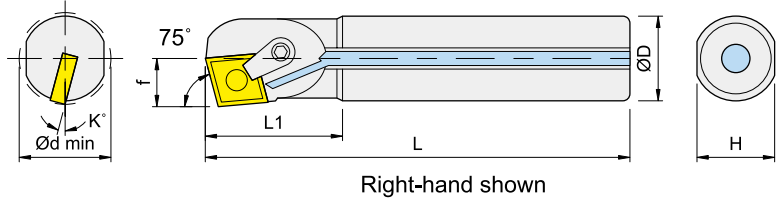


MCKN

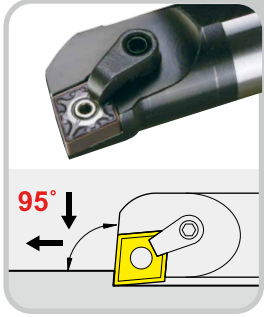
■ S.-MCKNR/L-12 Steel shank



■ A.-MCKNR/L-12 Steel shank+coolant hole

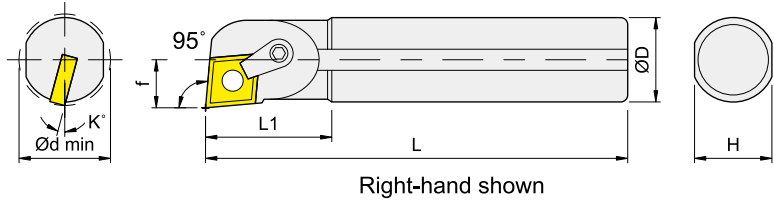


Order No. 訂購編碼	Dimensions, mm							Insert	Shim	Pin	Wrench	Clamp	Screw	Wrench
	D	L	L1	f	H	K	dmin							
IS20R-MCKN ^R / _L -12	20	200	40	13	18	15	25	CN..1204..	--	IMLP44-A	IPL25	IMC620	IMS620TX	IETL15
IS25R-MCKN ^R / _L -12	25	200	40	15.5	23	13	30		ICMS432	IMLP46-A	IPL25		IMS625TX	
IS32S-MCKN ^R / _L -12	32	250	48	19.5	30	13	40		ICMS432	IMLP46-A	IPL25		IMS625TX	
IS40T-MCKN ^R / _L -12	40	300	55	25.5	37	12	50							
IS50U-MCKN ^R / _L -12	50	350	60	30.5	47	10	60		--	IMLP44-A	IPL25		IMS620TX	
IS60V-MCKN ^R / _L -12	60	400	60	35.5	57	9	70							
IA20R-MCKN ^R / _L -12	20	200	40	13	18	15	25		ICMS432	IMLP46-A	IPL25		IMS625TX	
IA25R-MCKN ^R / _L -12	25	200	40	15.5	23	13	30							
IA32S-MCKN ^R / _L -12	32	250	48	19.5	30	13	40							
IA40T-MCKN ^R / _L -12	40	300	55	25.5	37	12	50							

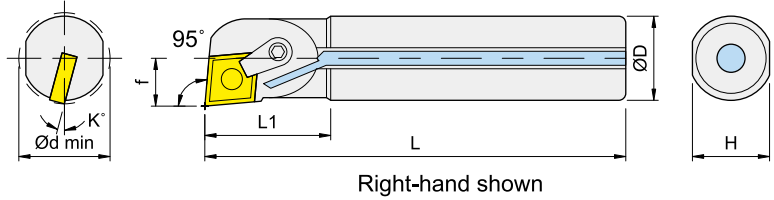


MCLN

■ S.-MCKNR/L-12 Steel shank




■ A.-MCKNR/L-12 Steel shank+coolant hole



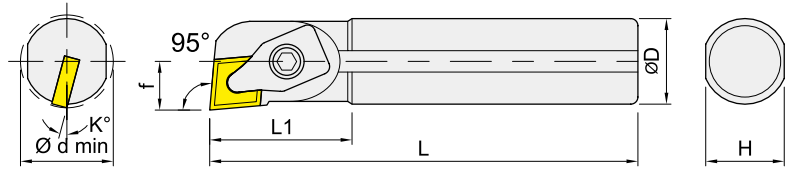
Order No. 訂購編碼	Dimensions, mm							Insert	Shim	Pin	Wrench	Clamp	Screw	Wrench
	D	L	L1	f	H	K	dmin							
IS20R-MCLN ^R / _L -12	20	200	40	13	18	15	25	CN..1204..	--	IMLP44-A	IPL25	IMC620	IMS620TX	IETL15
IS25R-MCLN ^R / _L -12	25	200	40	15.5	23	13	30		ICMS432	IMLP46-A	IPL25		IMS625TX	
IS32S-MCLN ^R / _L -12	32	250	48	19.5	30	13	40		ICMS432	IMLP46-A	IPL25		IMS625TX	
IS40T-MCLN ^R / _L -12	40	300	55	25.5	37	12	50							
IS50U-MCLN ^R / _L -12	50	350	60	30.5	47	10	60		--	IMLP44-A	IPL25		IMS620TX	
IS60V-MCLN ^R / _L -12	60	400	60	35	57	9	70							
IA20R-MCLN ^R / _L -12	20	200	40	13	18	15	25		ICMS432	IMLP46-A	IPL25		IMS625TX	
IA25R-MCLN ^R / _L -12	25	200	40	15.5	23	13	30							
IA32S-MCLN ^R / _L -12	32	250	48	19.5	30	13	40							
IA40T-MCLN ^R / _L -12	40	300	55	25.5	37	12	50							

Internal Turning Tools

內徑車刀桿

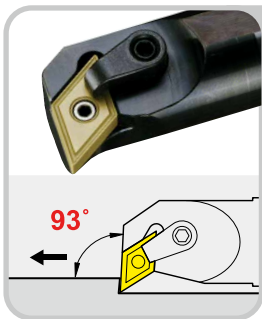


DCLN



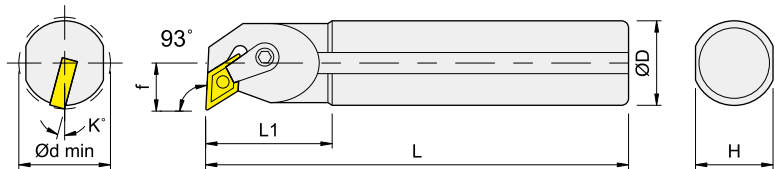
Right-hand shown

Order No. 訂購編碼	Dimensions, mm							Insert	Shim	Screw	Wrench	Clamp	Wrench
	D	L	L1	f	H	K	dmin						
IS20R-DCLN ^R / _L -12	20	200	40	14	18	15	28	CN..1204..	--	--	--	IMCD425	IETL20
IS25R-DCLN ^R / _L -12	25	200	40	15	23	15	30						



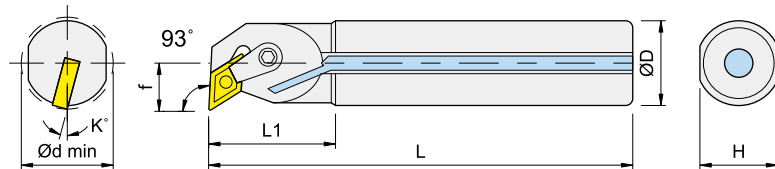
MDUN

■ S.-MDUNR/L-15 Steel shank



Right-hand shown

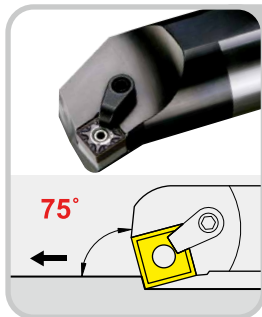
■ A.-MDUNR/L-15 Steel shank+coolant hole



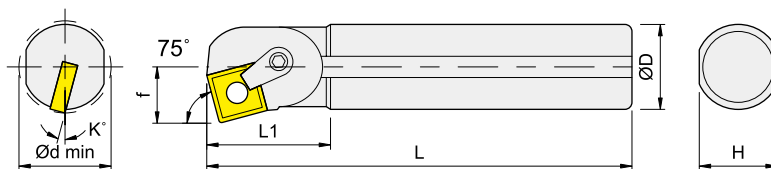
Right-hand shown

Order No. 訂購編碼	Dimensions, mm							Insert	Shim	Pin	Wrench	Clamp	Screw	Wrench
	D	L	L1	f	H	K	dmin							
IS25R-MDUN ^R / _L -15	25	200	40	17	23	13	32	DN..1504..	--	IMLP44-A	IPL25	IMC620	IMS620TX	IETL15
IS32S-MDUN ^R / _L -15	32	250	50	21	30	13	40		IDMS432	IMLP46-A			IMS625TX	
IA25R-MDUN ^R / _L -15	25	200	40	17	23	13	32		--	IMLP44-A			IMS620TX	
IA32S-MDUN ^R / _L -15	32	250	50	21	30	13	40		IDMS432	IMLP46-A			IMS625TX	

Internal Turning Tools 內徑車刀桿

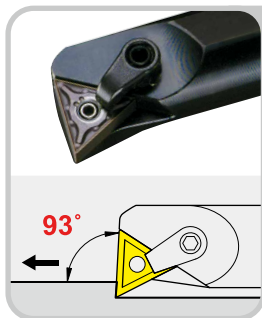


MSKN



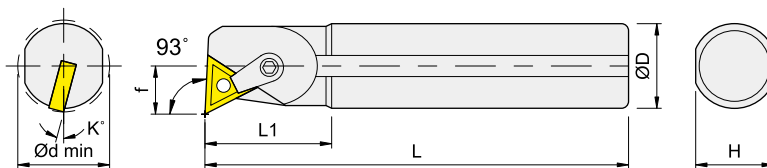
Right-hand shown

Order No. 訂購編碼	Dimensions, mm							Insert	Shim	Pin	Wrench	Clamp	Screw	Wrench
	D	L	L1	f	H	K	dmin							
IS40T-MSKN ^R / _L -12	40	300	55	25.5	37	12	50	SN..1204..	ISMS432	IMLP46-A	IPL25	IMC620	IMS625TX	IETL15
IS50U-MSKN ^R / _L -12	50	350	60	30.5	47	10	60							
IS60V-MSKN ^R / _L -12	60	400	60	36	57	9	70							



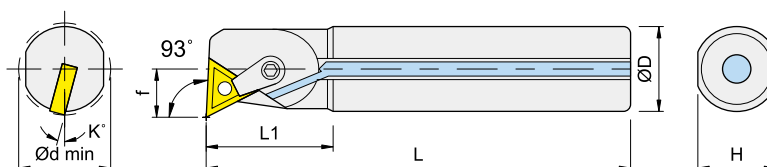
MTUN

■ S..-MTUNR/L-16 Steel shank



Right-hand shown

■ A..-MTUNR/L-16 Steel shank+coolant hole



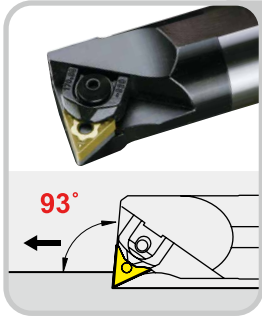
Right-hand shown

Order No. 訂購編碼	Dimensions, mm							Insert	Shim	Pin	Wrench	Clamp	Screw	Wrench		
	D	L	L1	f	H	K	dmin									
IS20R-MTUN ^R / _L -16	20	200	36	13	18	15	25	TN..1604..	--	IMLP33L	IPL20	IMC515	IMS520TX	IETL10		
IS25R-MTUN ^R / _L -16	25	200	40	15	23	13	30					ITMS322	IMLP34L	IMC620	IMS625TX	IETL15
IS32S-MTUN ^R / _L -16	32	250	48	20	30	13	40									
IS40T-MTUN ^R / _L -16	40	300	55	26	37	10	50		ITMS322	IMLP34L	IMC620	IMS625TX	IETL15			
IS50U-MTUN ^R / _L -16	50	350	60	31	47	9	60									
IS60V-MTUN ^R / _L -16	60	400	60	35.5	57	8	70		--	IMLP33L	IPL20	IMC515	IMS520TX	IETL10		
IA20R-MTUN ^R / _L -16	20	200	36	13	18	15	25									
IA25R-MTUN ^R / _L -16	25	200	40	15	23	13	30									
IA32S-MTUN ^R / _L -16	32	250	48	20	30	13	40		ITMS322	IMLP34L	IPL20	IMC620	IMS625TX	IETL15		
IA40T-MTUN ^R / _L -16	40	300	55	26	37	10	50									

Turning

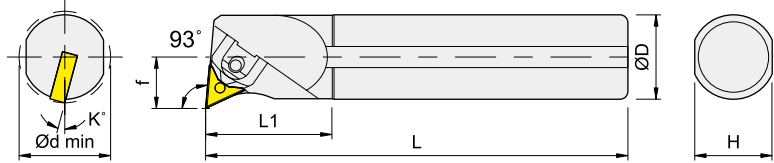
Internal Turning Tools

內徑車刀桿



WTUN

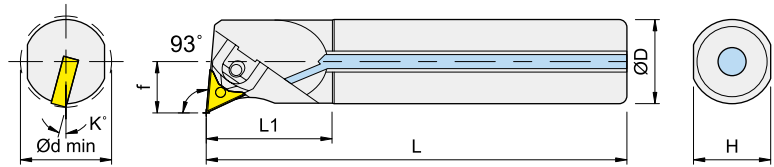
■ S.-WTUNR/L-16 Steel shank



Right-hand shown

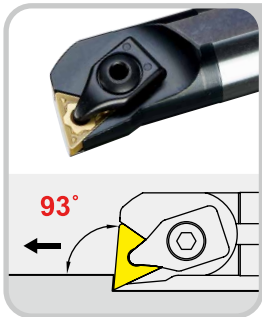
■ A.-WTUNR/L-16 Steel shank+coolant

hole



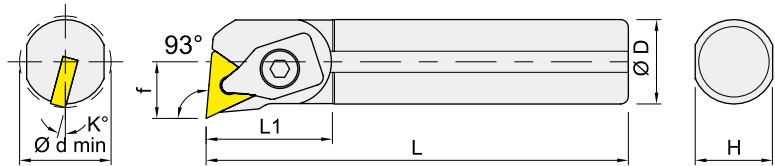
Right-hand shown

Order No. 訂購編碼	Dimensions, mm							Insert	Shim 	Pin 	Clamp 	Wrench
	D	L	L1	f	H	K	dmin					
IS32S-WTUN ^R / _L -16	32	250	48	19.5	30	13	40	TN..1604..	ITMS322	ISCP315	IMCW3-P25	IPL25
IS40T-WTUN ^R / _L -16	40	300	55	25.5	37	10	50					
IS40U-WTUN ^R / _L -16	40	350	55	25.5	37	10	50					
IS50U-WTUN ^R / _L -16	50	350	60	30.5	47	9	60					
IS50V-WTUN ^R / _L -16	50	400	60	30.5	47	9	60					
IS60V-WTUN ^R / _L -16	60	400	60	35.5	57	8	70					
IA32S-WTUN ^R / _L -16	32	250	48	19.5	30	13	40					
IA40T-WTUN ^R / _L -16	40	300	55	25.5	37	10	50					
IA40U-WTUN ^R / _L -16	40	350	55	25.5	37	10	50					



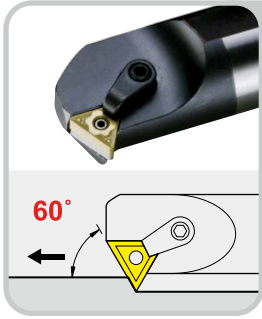
DTUN

■ S.-DTUNR/L-16 Steel shank



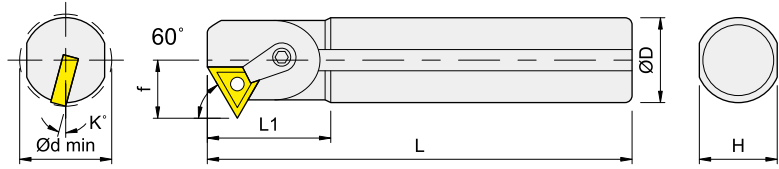
Right-hand shown

Order No. 訂購編碼	Dimensions, mm							Insert	Shim 	Screw 	Wrench 	Clamp 	Wrench
	D	L	L1	f	H	K	dmin						
IS20R-DTUN ^R / _L -16	20	200	40	14	18	15	28	TN..1604..	--	--	--	IMCD324	IETL20
IS25R-DTUN ^R / _L -16	25	200	40	15.5	23	13	30						
IS32S-DTUNR-16	32	250	48	19.5	30	13	40		ITWS322	IMS4008H	IPL25	IMCD324B	



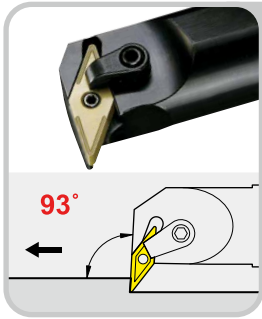
MTWN

■ S.-MTWNR/L-16 Steel shank



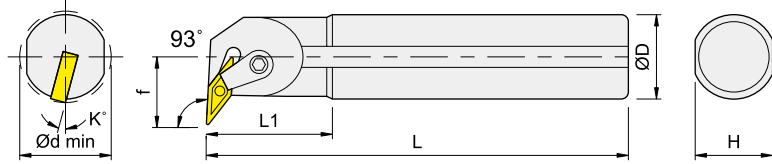
Right-hand shown

Order No. 訂購編碼	Dimensions, mm							Insert	Shim	Pin	Wrench	Clamp	Screw	Wrench
	D	L	L1	f	H	K	dmin							
IS20R-MTWN ^R /L-16	20	200	40	13.5	18	15	27	TN..1604..	--	IMLP33L	IPL20	IMC515	IMS520TX	IETL10
IS25R-MTWN ^R /L-16	25	200	40	16	23	13	32		ITWS322	IMLP34L		IMC620	IMS625TX	IETL15
IS32S-MTWN ^R /L-16	32	250	48	20	30	13	40							



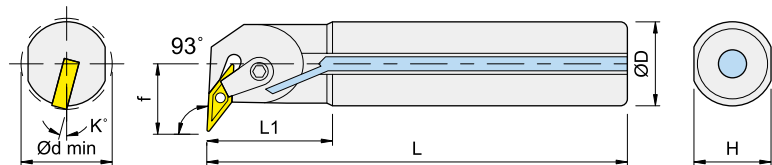
MVUN

■ S.-MVUNR/L-16 Steel shank



Right-hand shown

■ A.-MVUNR/L-16 Steel shank+coolant hole

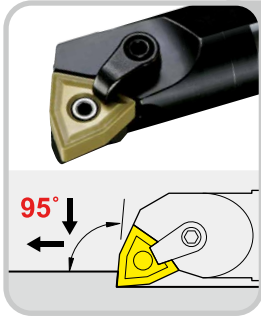


Right-hand shown

Order No. 訂購編碼	Dimensions, mm							Insert	Shim	Pin	Wrench	Clamp	Screw	Wrench
	D	L	L1	f	H	K	dmin							
IS25R-MVUN ^R /L-16	25	200	45	18	23	13	32	VN..1604..	--	IMLP33L	IPL20	IMC515	IMS520TX	IETL10
IS32S-MVUN ^R /L-16	32	250	50	21	30	13	40		IVMS322	IMLP34L		IMC620	IMS625TX	IETL15
IA25R-MVUN ^R /L-16	25	200	45	18	23	13	32		--	IMLP33L	IPL20	IMC515	IMS520TX	IETL10
IA32S-MVUN ^R /L-16	32	250	50	21	30	13	40		IVMS322	IMLP34L		IMC620	IMS625TX	IETL15

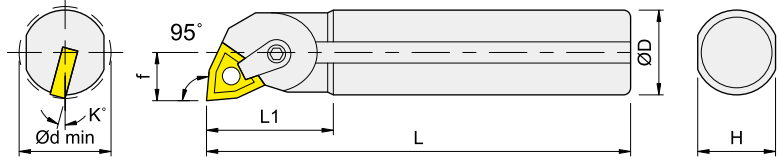
Internal Turning Tools

內徑車刀桿



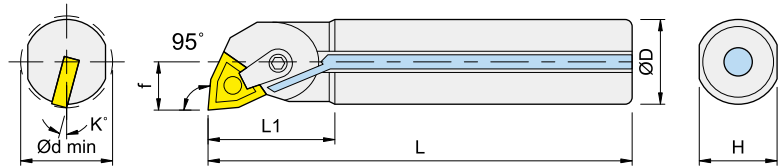
MWLN

■ S..MWLNR/L-08 Steel shank



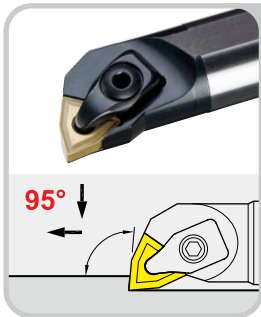
Right-hand shown

■ A..MWLNR/L-08 Steel shank+coolant hole



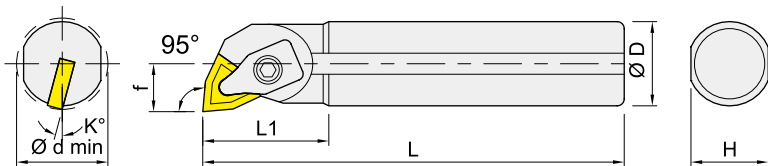
Right-hand shown

Order No. 訂購編碼	Dimensions, mm							Insert	Shim	Pin	Wrench	Clamp	Screw	Wrench
	D	L	L1	f	H	K	dmin							
IS20R-MWLN ^R /L-08	20	200	36	13	18	15	25	WN..0804..	--	IMLP44-A	IPL25	IMC515	IMS520TX	IETL10
IS25R-MWLN ^R /L-08	25	200	40	15	23	13	30							
IS32S-MWLN ^R /L-08	32	250	48	20	30	13	40							
IS40T-MWLN ^R /L-08	40	300	55	25.5	37	10	50							
IS50U-MWLN ^R /L-08	50	350	60	30.5	47	9	60							
IS60V-MWLN ^R /L-08	60	400	60	35.5	57	8	70							
IA20R-MWLN ^R /L-08	20	200	36	13	18	15	25					IMC515	IMS520TX	IETL10
IA25R-MWLN ^R /L-08	25	200	40	15	23	13	30							
IA32S-MWLN ^R /L-08	32	250	48	20	30	13	40							



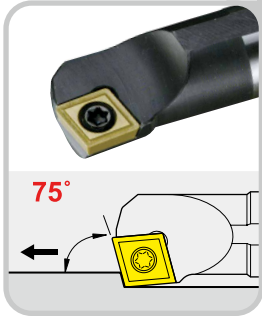
DWLN

■ S..DWLNR/L-.. Steel shank



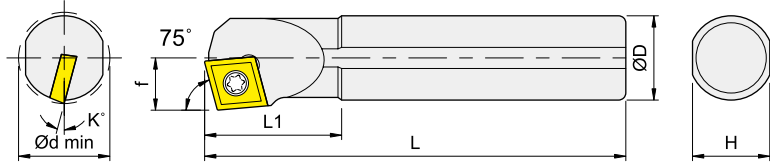
Right-hand shown

Order No. 訂購編碼	Dimensions, mm							Insert	Shim	Screw	Wrench	Clamp	Wrench
	D	L	L1	f	H	K	dmin						
IS20R-DWLN ^R /L-08	20	200	40	14	18	15	28	WN..0804..	--	--	--	IMCD425	IETL20
IS25R-DWLN ^R /L-08	25	200	40	15	23	13	30						



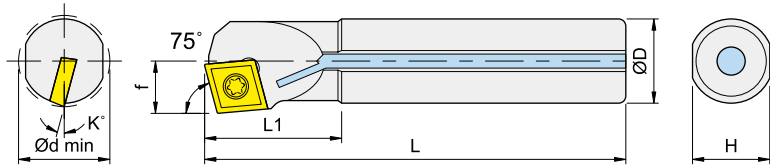
SCKC

■ S..-SCKC/PR/L-.. Steel shank





Right-hand shown

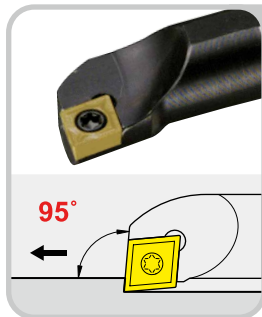
■ A..-SCKC/PR/L-.. Steel shank+coolant hole



Right-hand shown

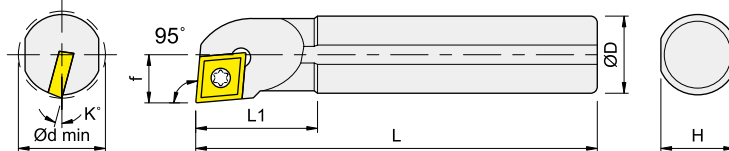
Order No. 訂購編碼	Dimensions, mm							Insert	Screw 	Wrench 
	D	L	L1	f	H	K	dmin			
IS08K-SCKC ^R / _L -06	8	125	20	5	7	15	10	CC..0602..	IMS2506A	ITK09
IS10K-SCKC ^R / _L -06	10	125	22	6	9	13	12			
IS12M-SCKC ^R / _L -06	12	150	26	8	11	10	16			
IS16Q-SCKC ^R / _L -06	16	180	32	10	15	7	20			
IS12M-SCKC ^R / _L -09	12	150	28	8	11	11	16	CC..09T3..	IMS4008A	ITK15
IS16Q-SCKC ^R / _L -09	16	180	32	10	15	7	20			
IS20R-SCKC ^R / _L -09	20	200	36	12.5	18	5	25		IMS4009A	
IA08K-SCKC ^R / _L -06	8	125	20	5	7	15	10	CC..0602..	IMS2506A	ITK09
IA10K-SCKC ^R / _L -06	10	125	22	6	9	13	12			
IA12M-SCKC ^R / _L -06	12	150	26	8	11	10	16			
IA16Q-SCKC ^R / _L -06	16	180	32	10	15	7	20			
IA12M-SCKC ^R / _L -09	12	150	28	8	11	11	16	CC..09T3..	IMS4008A	ITK15
IA16Q-SCKC ^R / _L -09	16	180	32	10	15	7	20			
IA20R-SCKC ^R / _L -09	20	200	36	12.5	18	5	25		IMS4009A	

Internal Turning Tools 內徑車刀桿



SCLC

Steel shank

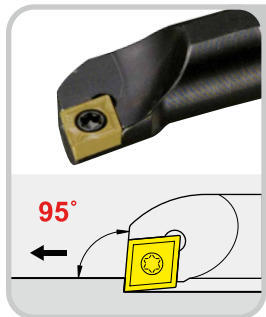


Right-hand shown

Order No. 訂購編碼	Dimensions, mm							Insert	Screw 	Wrench
	D	L	L1	f	H	K	dmin			
IS08K-SCLC ^R / _L -06	8	125	20	5	7	15	10	CC..0602..	IMS2506A	ITK09
IS08K-SCLC ^R / _L -06-D09	8	125	20	4.5	7	15	9			
IS10K-SCLC ^R / _L -06	10	125	22	6	9	13	12			
IS10K-SCLC ^R / _L -06-D11	10	125	22	5.5	9	13	11			
IS12M-SCLC ^R / _L -06	12	150	26	8	11	10	16			
IS12M-SCLC ^R / _L -06-D13	12	150	26	6.5	11	10	13			
IS14Q-SCLC ^R / _L -06	14	180	26	8	13	10	16			
IS16Q-SCLC ^R / _L -06	16	180	32	10	15	7	20			
IS12M-SCLC ^R / _L -09	12	150	26	8	11	10	16	CC..09T3..	IMS4008A	ITK15
IS14Q-SCLC ^R / _L -09	14	180	26	8	13	10	16			
IS15Q-SCLC ^R / _L -09	15	180	32	8.5	14	10	17			
IS16Q-SCLC ^R / _L -09	16	180	32	10	15	7	20			
IS16Q-SCLC ^R / _L -09-D18	16	180	32	9	15	7	18			
IS18Q-SCLC ^R / _L -09	18	180	32	10	17	7	20			
IS20R-SCLC ^R / _L -09	20	200	36	13	18	5	25			
IS22R-SCLC ^R / _L -09	22	200	40	12.5	20	5	25			
IS25R-SCLC ^R / _L -09	25	200	40	15	23	5	30	CC..09T3..	IMS4011A	ITK15
IS32S-SCLC ^R / _L -12	32	250	48	20	30	5	38	CC..1204..	IMS5011A	ITK20
IS40T-SCLC ^R / _L -12	40	300	55	26	37	3	50			
IS40V-SCLC ^R / _L -12	40	400	55	26	37	3	50			

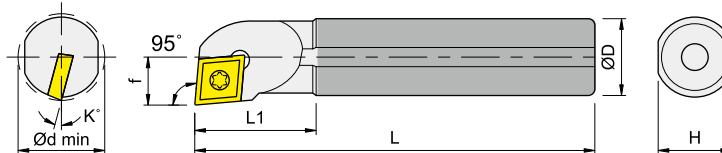
Steel Shank + Coolant										
IA08K-SCLC ^R / _L -06	8	125	20	5	7	15	10	CC..0602..	IMS2506A	ITK09
IA08K-SCLC ^R / _L -06-D09	8	125	20	4.5	7	15	9			
IA10K-SCLC ^R / _L -06	10	125	22	6	9	13	12			
IA10K-SCLC ^R / _L -06-D11	10	125	22	5.5	9	13	11			
IA12M-SCLC ^R / _L -06	12	150	26	8	11	10	16			
IA12M-SCLC ^R / _L -06-D13	12	150	26	6.5	11	10	13			
IA14Q-SCLC ^R / _L -06	14	180	26	8	13	10	16			
IA16Q-SCLC ^R / _L -06	16	180	32	10	15	7	20			
IA12M-SCLC ^R / _L -09	12	150	26	8	11	10	16	CC..09T3..	IMS4008A	ITK15
IA16Q-SCLC ^R / _L -09	16	180	32	10	15	7	20			
IA16Q-SCLC ^R / _L -09-D18	16	180	32	9	15	7	18			
IA20R-SCLC ^R / _L -09	20	200	40	13	18	5	25			
IA25R-SCLC ^R / _L -09	25	200	40	15	23	5	30	CC..09T3..	IMS4011A	ITK15
IA32S-SCLC ^R / _L -12	32	250	48	20	30	5	38	CC..1204..	IMS5011A	ITK20

Internal Turning Tools 內徑車刀桿



SCLC

Carbide shank

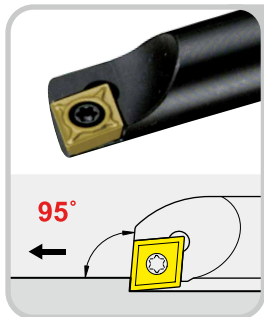


Right-hand shown

Order No. 訂購編碼	Dimensions, mm							Insert	Screw 	Wrench
	D	L	L1	f	H	K	dmin			
IC07J-SCLC ^R / _L -06	7	110	18	4	6.7	15	8	CC..0602..	IMS2506A	ITK09
IC08K-SCLC ^R / _L -06	8	125	20	5	7.2	15	10	CC..0602..	IMS2506A	ITK09
IC08K-SCLC ^R / _L -06-D09	8	125	20	4.5	7.2	15	9			
IC10K-SCLC ^R / _L -06	10	125	22	6	9.2	13	12			
IC10K-SCLC ^R / _L -06-D11	10	125	22	5.5	9.2	13	11			
IC12M-SCLC ^R / _L -06	12	150	26	8	11.2	10	16			
IC12M-SCLC ^R / _L -06-D13	12	150	26	6.5	11.2	10	13			
IC12Q-SCLC ^R / _L -09	12	150	26	8	11.2	10	16	CC..09T3..	IMS4008A	ITK15
IC16R-SCLC ^R / _L -09	16	200	32	10	15.2	7	20			
IC16R-SCLCR-09-D18	16	200	32	9	15.2	7	18			

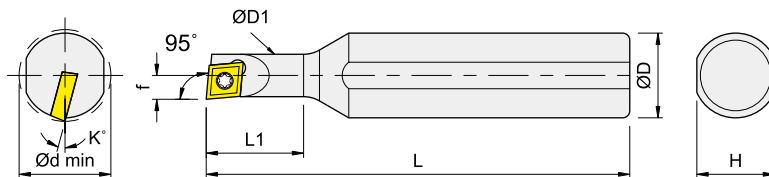
Turning

Internal Turning Tools 內徑車刀桿



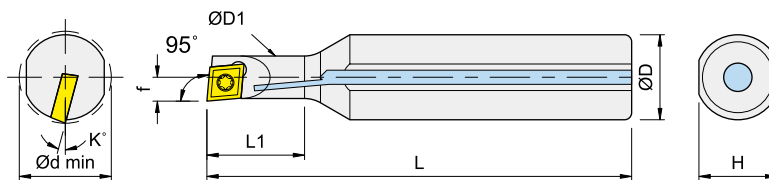
SCLC

■ S..-SCLCR/L-.. Steel shank



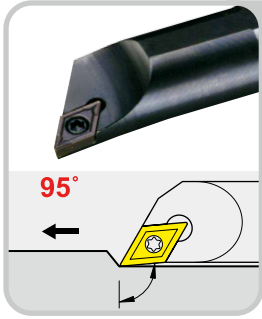
Right-hand shown

■ A..-SCLCR/L-.. Steel shank+coolant hole



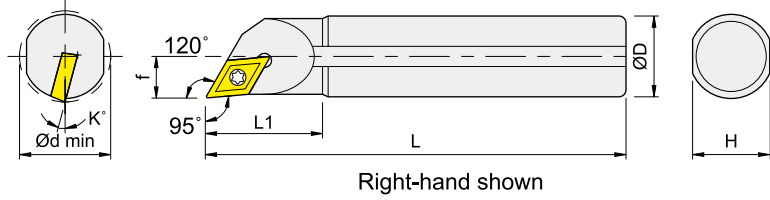
Right-hand shown

Order No. 訂購編碼	Dimensions, mm								Insert	Screw 	Wrench
	D	D1	L	L1	f	H	K	dmin			
IS1607K-SCLC ^R / _L -06	16	7	125	20	4	15	13	8	CC..0602..	IMS2506A	ITK09
IS1608K-SCLC ^R / _L -06A	16	8	125	20	4.5	15	11	9			
IS1608K-SCLC ^R / _L -06	16	8	125	25	4.5	15	11	9			
IS1609K-SCLC ^R / _L -06	16	9	125	25	5	15	11	10			
IA1607K-SCLC ^R / _L -06	16	7	125	20	4	15	13	8	CC..0602..	IMS2506A	ITK09
IA1608K-SCLC ^R / _L -06A	16	8	125	20	4.5	15	11	9			
IA1608K-SCLCR-06	16	8	125	25	4.5	15	11	9			
IA1609K-SCLC ^R / _L -06	16	9	125	25	5	15	11	10			

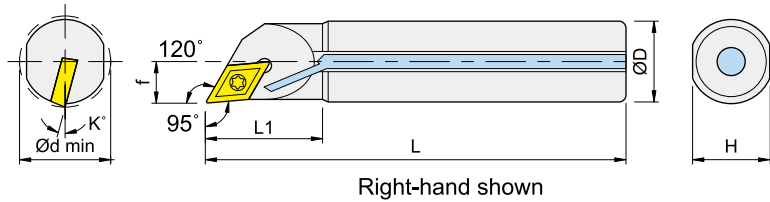




SDJC


■ S..-SDJCR/L-.. Steel shank



■ A..-SDJCR/L-.. Steel shank+coolant hole

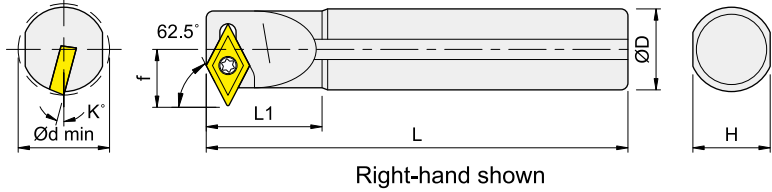


Order No. 訂購編碼	Dimensions, mm							Insert	Screw 	Wrench 
	D	L	L1	f	H	K	dmin			
IS08K-SDJC ^R / _L -07	8	125	22	5	7	15	10	DC..0702..	IMS2506B	ITK09
IS10K-SDJC ^R / _L -07	10	125	25	6	9	13	12			
IS12M-SDJC ^R / _L -07	12	150	30	7	11	10	14			
IS16Q-SDJC ^R / _L -07	16	180	38	9.5	15	7	19			
IS16Q-SDJC ^R / _L -11	16	180	38	9.5	15	7	19	DC..11T3..	IMS4009A	ITK15
IS20R-SDJC ^R / _L -11	20	200	42	11.5	18	7	23			
IS25R-SDJC ^R / _L -11	25	200	45	14	23	5	28			
IS32S-SDJC ^R / _L -11	32	250	48	17.5	30	5	35			
IA08K-SDJC ^R / _L -07	8	125	22	5	7	15	10	DC..0702..	IMS2506B	ITK09
IA10K-SDJC ^R / _L -07	10	125	25	6	9	13	12			
IA12M-SDJC ^R / _L -07	12	150	30	7	11	10	14			
IA16Q-SDJC ^R / _L -07	16	180	38	9.5	15	7	19			
IA16Q-SDJC ^R / _L -11	16	180	38	9.5	15	7	19	DC..11T3..	IMS4009A	ITK15
IA20R-SDJC ^R / _L -11	20	200	42	11.5	18	7	23			
IA25R-SDJC ^R / _L -11	25	200	45	14	23	5	28			

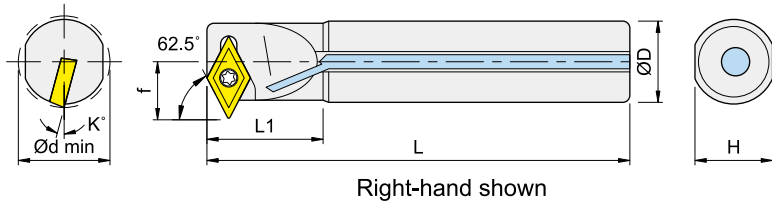


SDNC

■ S..-SDNCR/L.. Steel shank




■ A..-SDNCR/L.. Steel shank+coolant hole



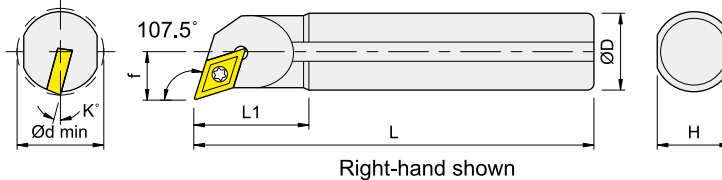
Order No. 訂購編碼	Dimensions, mm							Insert	Screw 	Wrench
	D	L	L1	f	H	K	dmin			
IS12M-SDNC ^R / _L -07	12	150	25	9	11	7	16	DC..0702..	IMS2506B	ITK09
IS16Q-SDNC ^R / _L -07	16	180	30	11	15	7	20			
IS20R-SDNC ^R / _L -11	20	200	35	15	18	7	25	DC..11T3..	IMS4009A	ITK15
IS25R-SDNC ^R / _L -11	25	200	35	17	23	5	32			
IS32S-SDNC ^R / _L -11	32	250	40	20.5	30	5	40	DC..0702..	IMS2506B	ITK09
IA12M-SDNC ^R / _L -07	12	150	25	9	11	7	16			
IA16Q-SDNC ^R / _L -07	16	180	30	11	15	7	20	DC..11T3..	IMS4009A	ITK15
IA20R-SDNC ^R / _L -11	20	200	35	15	18	7	25			
IA25R-SDNC ^R / _L -11	25	200	35	17	23	5	32			

Internal Turning Tools 內徑車刀桿

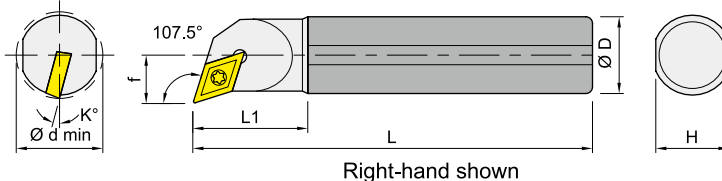


SDQC

Steel shank



Carbide shank



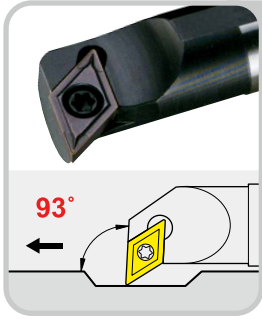
Order No. 訂購編碼	Dimensions, mm							Insert	Screw 	Wrench
	D	L	L1	f	H	K	dmin			
Steel Shank										
IS10K-SDQC ^R / _L -07	10	125	22	6.5	9	13	13	DC..0702..	IMS2506B	ITK09
IS12M-SDQC ^R / _L -07	12	150	30	8	11	10	16			
IS16Q-SDQC ^R / _L -07	16	180	35	10.25	15	7	20			
IS20R-SDQC ^R / _L -07	20	200	40	12.5	18	7	25			
IS16Q-SDQC ^R / _L -11	16	180	35	10.5	15	7	20	DC..11T3..	IMS4009A	ITK15
IS20R-SDQC ^R / _L -11	20	200	40	13	18	7	25			
IS25R-SDQC ^R / _L -11	25	200	45	15.5	23	5	32			
IS32S-SDQC ^R / _L -11	32	250	48	19.5	30	5	40			
IS40T-SDQC ^R / _L -11	40	300	55	25	37	3	50			
IS50U-SDQC ^R / _L -11	50	350	60	30	47	2	60			
Carbide Shank										
IC10M-SDQCR-07	10	150	22	6	9.2	13	13	DC..0702..	IMS2506B	ITK09
IC12Q-SDQCR-07	12	180	30	8	11.2	10	16			
IC16R-SDQC ^R / _L -07	16	200	35	10.25	15.2	7	20			

Steel Shank + Coolant										
IA10K-SDQC ^R / _L -07	10	125	22	6.5	9	13	13	DC..0702..	IMS2506B	ITK09
IA12M-SDQC ^R / _L -07	12	150	30	8	11	10	16			
IA16Q-SDQC ^R / _L -07	16	180	35	10.25	15	7	20			
IA16Q-SDQC ^R / _L -11	16	180	35	10.5	15	7	20			
IA20R-SDQC ^R / _L -11	20	200	40	13	18	7	25	DC..11T3..	IMS4009A	ITK15
IA25R-SDQC ^R / _L -11	25	200	45	15.5	23	5	32			
IA32S-SDQC ^R / _L -11	32	250	48	19.5	30	5	40			
IA40T-SDQCR/L-11	40	300	55	25	37	3	50			
IA50U-SDQCR/L-11	50	350	60	30	47	2	60			

Turning

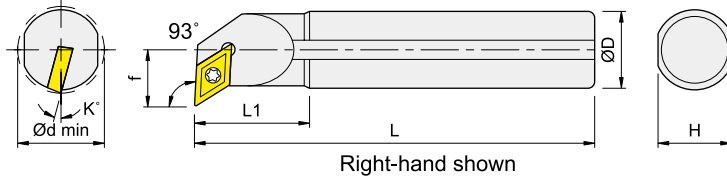
Internal Turning Tools

內徑車刀桿

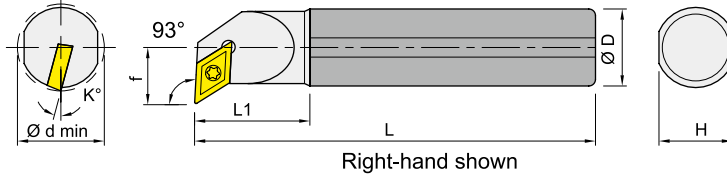


SDUC

Steel shank

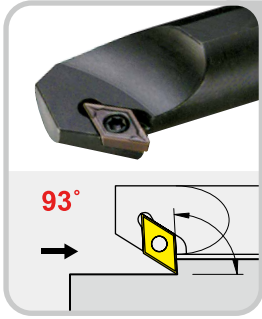


Carbide shank



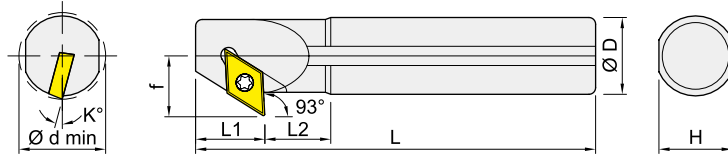
Order No. 訂購編碼	Dimensions, mm							Insert	Screw	Wrench
	D	L	L1	f	H	K	dmin			
Steel Shank										
IS10K-SDUC ^R / _L -07	10	125	25	7	9	13	13	DC..0702..	IMS2506B	ITK09
IS12M-SDUC ^R / _L -07	12	150	30	8.5	11	10	16			
IS16Q-SDUC ^R / _L -07	16	180	30	11	15	7	20			
IS20R-SDUC ^R / _L -07	20	200	40	12.5	18	7	25			
IS16Q-SDUC ^R / _L -11	16	180	30	11	15	7	20	DC..11T3..	IMS4009A	ITK15
IS20R-SDUC ^R / _L -11	20	200	40	13	18	7	25			
IS25R-SDUC ^R / _L -11	25	200	45	17	23	5	32			
IS32S-SDUC ^R / _L -11	32	250	48	20	30	5	40			
IS40T-SDUC ^R / _L -11	40	300	55	25	37	3	50			
Carbide Shank										
IC10M-SDUCR-07	10	150	25	7	9.2	13	13	DC..0702..	IMS2506B	ITK09
IC12Q-SDUCR-07	12	180	30	8.5	11.2	10	16			
IC16R-SDUCR-11	16	200	30	11	15.2	7	20	DC..11T3..	IMS4009A	ITK15

Steel Shank + Coolant										
IA10K-SDUC ^R / _L -07	10	125	25	7	9	13	13	DC..0702..	IMS2506B	ITK09
IA12M-SDUC ^R / _L -07	12	150	30	8.5	11	10	16			
IA16Q-SDUC ^R / _L -07	16	180	30	11	15	7	20			
IA16Q-SDUC ^R / _L -11	16	180	30	11	15	7	20	DC..11T3..	IMS4009A	ITK15
IA20R-SDUC ^R / _L -11	20	200	40	12.5	18	7	25			
IA25R-SDUC ^R / _L -11	25	200	45	17	23	5	32			
IA32S-SDUC ^R / _L -11	32	250	48	20	30	5	40			
IA40T-SDUC ^R / _L -11	40	300	55	25	37	3	50			



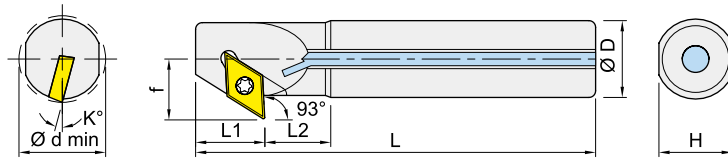
SDZC

■ S..-SDZCR/L.. Steel shank



Right-hand shown

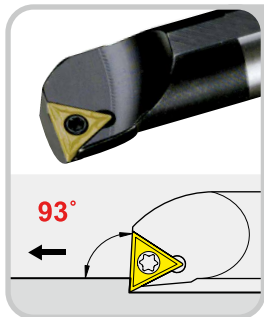
■ A..-SDZCR/L.. Steel shank+coolant hole



Right-hand shown

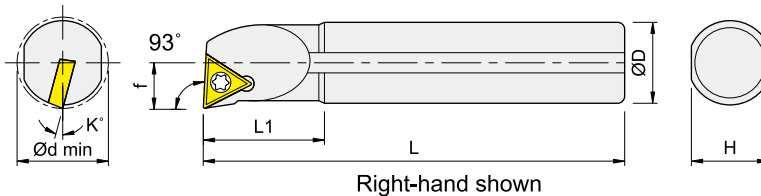
Order No. 訂購編碼	Dimensions, mm								Insert	Screw	Wrench
	D	L	L1	L2	f	H	K	dmin			
IS10M-SDZC ^R / _L -07	10	150	12	18	8.5	9	13	14	DC..0702..	IMS2506B	ITK09
IS12M-SDZC ^R / _L -07	12	150	12	20	10.5	11	10	17			
IS16Q-SDZC ^R / _L -07	16	180	12	26	12.5	15	7	21			
IS20R-SDZC ^R / _L -11	20	200	18	27	15.5	18	7	26	DC..11T3..	IMS4009A	ITK15
IS25R-SDZC ^R / _L -11	25	200	18	32	18	23	5	33			
IS32S-SDZC ^R / _L -11	32	250	18	42	21.5	30	5	40			
IA10M-SDZC ^R / _L -07	10	150	12	18	8.5	9	13	14	DC..0702..	IMS2506B0	ITK09
IA12M-SDZC ^R / _L -07	12	150	12	20	10.5	11	10	17			
IA16Q-SDZC ^R / _L -07	16	180	12	26	12.5	15	7	21			
IA20R-SDZC ^R / _L -11	20	200	18	27	15.5	18	7	26	DC..11T3..	IMS4009A	ITK15
IA25R-SDZC ^R / _L -11	25	200	18	32	18	23	5	33			
IA32S-SDZC ^R / _L -11	32	250	18	42	21.5	30	5	40			

Internal Turning Tools 內徑車刀桿

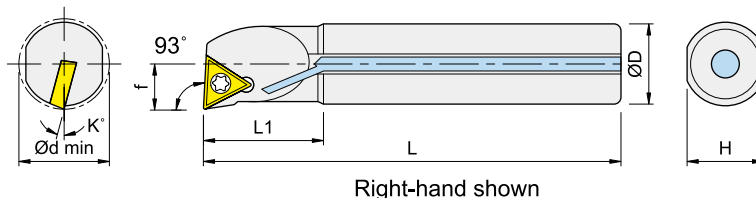


STUC

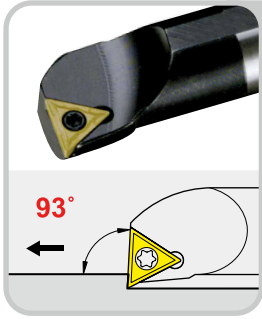
■ S.-STUCR/L-.. Steel shank



■ A.-STUCR/L-.. Steel shank+coolant hole

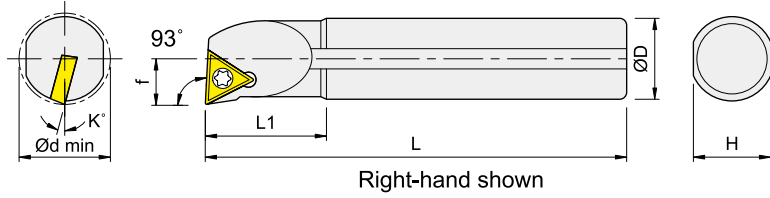


Order No. 訂購編碼	Dimensions, mm							Insert	Screw 	Wrench 		
	D	L	L1	f	H	K	dmin					
IS08K-STUC ^R / _L -09	8	125	20	5.5	7	15	10	TC..0902..	IMS2205A	ITK07		
IS10K-STUC ^R / _L -09	10	125	22	6	9	13	12		IMS2206A			
IS10K-STUC ^R / _L -09-D11	10	125	22	5.5	9	13	11					
IS12M-STUCR-09	12	150	26	8	11	10	16					
IS14M-STUCR-09	14	150	26	8	13	10	16	TC..1102..	IMS2506A	ITK09		
IS10K-STUC ^R / _L -11	10	125	22	6	9	13	12					
IS12M-STUC ^R / _L -11	12	150	26	8	11	10	16					
IS12M-STUC ^R / _L -11-D13	12	150	26	6.5	11	10	13					
IS16Q-STUC ^R / _L -11	16	180	32	10	15	7	20	TC..16T3..	IMS4011A	ITK15		
IS16Q-STUC ^R / _L -11-D18	16	180	32	9	15	7	18					
IS20R-STUC ^R / _L -16	20	200	40	13	18	7	25					
IS25R-STUC ^R / _L -16	25	200	40	15	23	5	30					
IS32S-STUC ^R / _L -16	32	250	48	20	30	5	38	TC..0902..	IMS2205A	ITK07		
IS32T-STUC ^R / _L -16	32	300	48	20	30	5	38				IMS2206A	
IA08K-STUC ^R / _L -09	8	125	20	5.5	7	15	10		TC..1102..			IMS2506A
IA10K-STUC ^R / _L -09	10	125	22	6	9	13	12					
IA10K-STUC ^R / _L -11	10	125	22	6	9	13	12	TC..16T3..	IMS4011A	ITK15		
IA12M-STUC ^R / _L -11	12	150	26	8	11	10	16					
IA16Q-STUC ^R / _L -11	16	180	32	10	15	7	20					
IA20R-STUC ^R / _L -16	20	200	40	13	18	7	25					
IA25R-STUC ^R / _L -16	25	200	40	15	23	5	30	TC..16T3..	IMS4011A	ITK15		
IA32S-STUC ^R / _L -16	32	250	48	20	30	5	38					
IA32T-STUC ^R / _L -16	32	300	48	20	30	5	38					

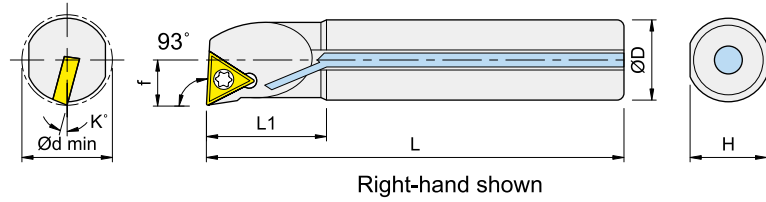




STUP

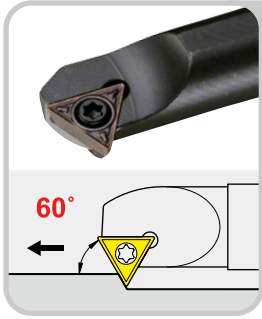
■ S.-STUPR/L-... Steel shank



■ A.-STUPR/L-... Steel shank+coolant hole

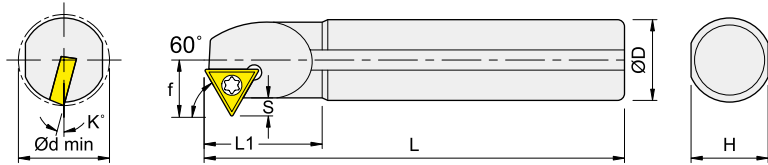


Order No. 訂購編碼	Dimensions, mm							Insert	Screw 	Wrench 
	D	L	L1	f	H	K	dmin			
S20R-STUP ^R / _L -1603	20	200	40	13	18	4	25	TP..1603..	IMS4011A	ITK15
S25R-STUP ^R / _L -1603	25	200	40	16	23	0	30			
S32R-STUP ^R / _L -1603	32	250	48	20	30	0	38			
A20R-STUP ^R / _L -1603	20	200	40	13	18	4	25			
A25R-STUP ^R / _L -1603	25	200	40	16	23	0	30			
A32R-STUP ^R / _L -1603	32	250	48	20	30	0	38			



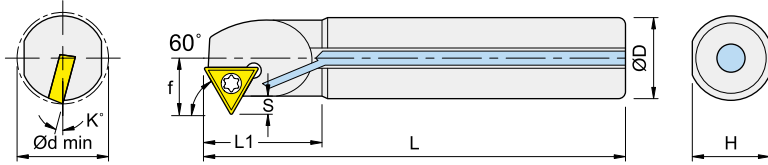
STWC

■ S...-STWCR/L... Steel shank



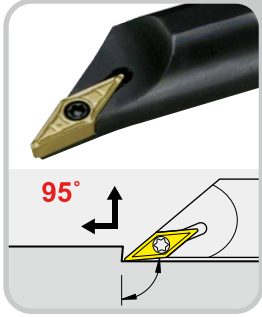
Right-hand shown

■ A...-STWCR/L... Steel shank+coolant hole



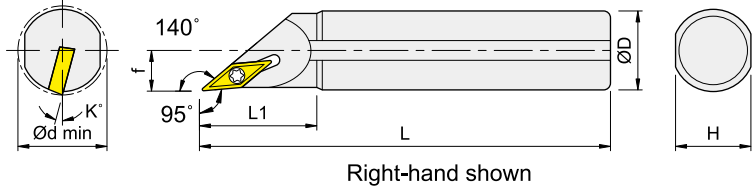
Right-hand shown

Order No. 訂購編碼	Dimensions, mm								Insert	Screw 	Wrench
	D	L	L1	f	S	H	K	dmin			
IS08K-STWC ^R / _L -09	8	125	23	6	2	7	15	11	TC..0902..	IMS2205A	ITK07
IS10K-STWC ^R / _L -11	10	125	23	7.5	2.5	9	15	13	TC..1102..	IMS2506A	ITK09
IS12M-STWC ^R / _L -11	12	150	30	8.5	2.5	11	13	16			
IS16Q-STWC ^R / _L -11	16	180	30	10.5	2.5	15	10	20			
IS20R-STWC ^R / _L -11	20	200	40	12.5	2.5	18	7	25	TC..16T3..	IMS4011A	ITK15
IS20R-STWC ^R / _L -16	20	200	40	14.5	4.5	18	8	26			
IS25R-STWC ^R / _L -16	25	200	45	17	4.5	23	6	30			
IS32S-STWC ^R / _L -16	32	250	45	20.5	4.5	30	4	40	TC..1102..	IMS2506A	ITK09
IA10K-STWC ^R / _L -11	10	125	23	7.5	2.5	9	15	13			
IA12M-STWC ^R / _L -11	12	150	30	8.5	2.5	11	13	16			
IA16Q-STWC ^R / _L -11	16	180	30	10.5	2.5	15	10	20	TC..16T3..	IMS4011A	ITK15
IA20R-STWC ^R / _L -11	20	200	40	12.5	2.5	18	7	25			
IA20R-STWC ^R / _L -16	20	200	40	14.5	4.5	18	8	26			
IA25R-STWC ^R / _L -16	25	200	45	17	4.5	23	6	30	TC..16T3..	IMS4011A	ITK15
IA32S-STWC ^R / _L -16	32	250	45	20.5	4.5	30	4	40			

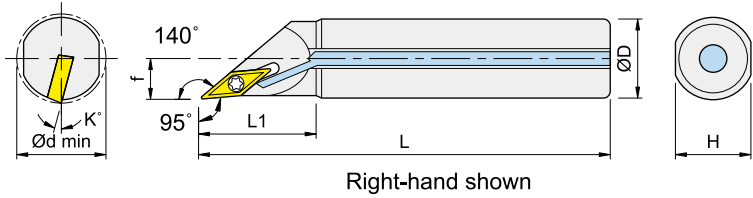




SVJB

■ S..-SVJBR/L-.. Steel shank



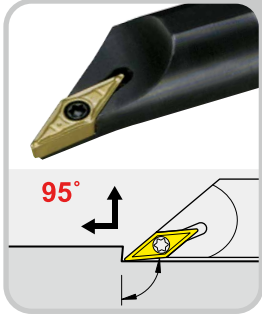
■ A..-SVJBR/L-.. Steel shank+coolant hole



Order No. 訂購編碼	Dimensions, mm							Insert	Screw 	Wrench 
	D	L	L1	f	H	K	dmin			
IS16Q-SVJB ^R / _L -16	16	180	38	9.5	15	7	19	VB..1604..	IMS3509B	ITK15
IS20R-SVJB ^R / _L -16	20	200	42	11.5	18	7	23			
IS25R-SVJB ^R / _L -16	25	200	45	14	23	5	28			
IS32S-SVJB ^R / _L -16	32	250	50	17.5	30	4	35			
IA16Q-SVJB ^R / _L -16	16	180	38	9.5	15	7	19	VB..1604..	IMS3509B	ITK15
IA20R-SVJB ^R / _L -16	20	200	42	11.5	18	7	23			
IA25R-SVJB ^R / _L -16	25	200	45	14	23	5	28			
IA32S-SVJB ^R / _L -16	32	250	50	17.5	30	4	35			

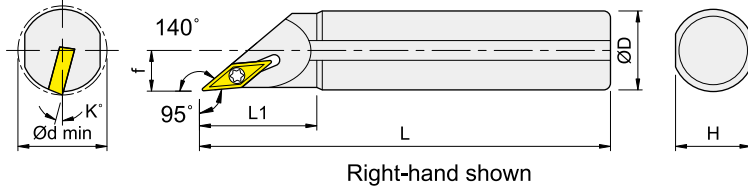
Internal Turning Tools

內徑車刀桿

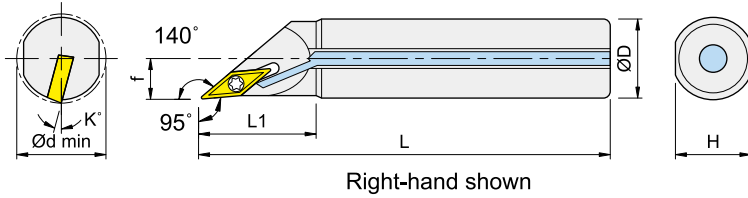


SVJC

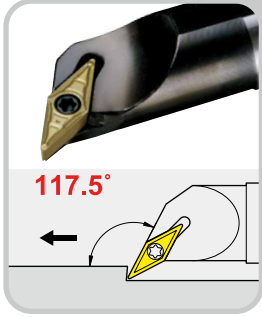
■ S.-SVJCR/L-.. Steel shank



■ A.-SVJCR/L-.. Steel shank+coolant hole

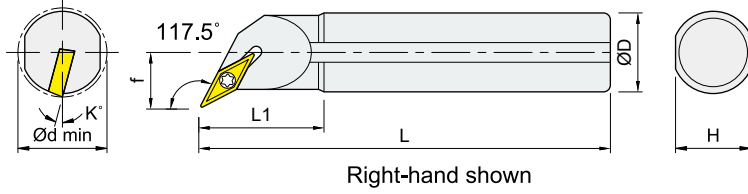


Order No. 訂購編碼	Dimensions, mm							Insert	Screw 	Wrench
	D	L	L1	f	H	K	dmin			
IC10K-SVJCR ^R /L-11	10	125	25	6	9	13	12	VC..1103..	IMS2506A	ITK09
IC12M-SVJCR ^R /L-11	12	150	30	7	11	10	14			
IC16Q-SVJCR ^R /L-11	16	180	38	9.5	15	7	19			
IC20R-SVJCR ^R /L-11	20	200	42	11.5	18	7	23			
IE10K-SVJCR ^R /L-11	10	125	25	6	9	13	12			
IE12M-SVJCR ^R /L-11	12	150	30	7	11	10	14			
IE16Q-SVJCR ^R /L-11	16	180	38	9.5	15	7	19			
IE20R-SVJCR ^R /L-11	20	200	42	11.5	18	7	23			

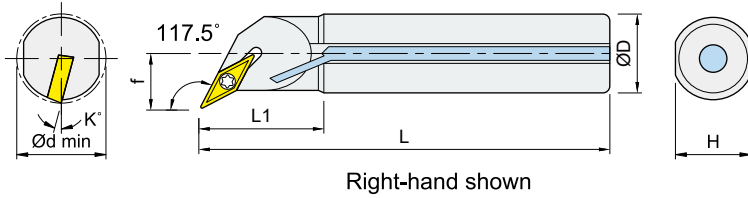


SVQB

■ S..SVQB/CR/L.. Steel shank



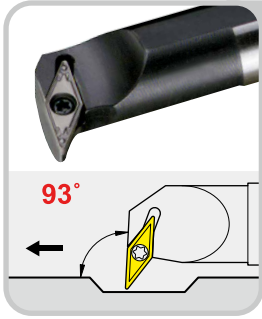
■ A..SVQB/CR/L.. Steel shank+coolant hole



Order No. 訂購編碼	Dimensions, mm							Insert	Shim	Screw	Wrench	Screw	Wrench
	D	L	L1	f	H	K	dmin						
IS25R-SVQB ^R / _L -16	25	200	45	16	23	5	32	VB..1604..	--	--	--	IMS3509B	ITK15
IS32S-SVQB ^R / _L -16	32	250	48	20	30	5	40		IVSS322	IMDS5035S	IPL35	IMS3512B	
IS40T-SVQB ^R / _L -16	40	300	60	25.5	37	5	50		--	--	--	IMS3509B	
IA25R-SVQB ^R / _L -16	25	200	45	16	23	5	32		IVSS322	IMDS5035S	IPL35	IMS3512B	
IA32S-SVQB ^R / _L -16	32	250	48	20	30	5	40		--	--	--	IMS3509B	
IS12M-SVQC ^R / _L -11	12	150	28	9	11	10	16	VC..1103..	--	--	--	IMS2506A	ITK09
IS16Q-SVQC ^R / _L -11	16	180	35	11	15	7	20		--	--	--	IMS2506A	
IS20R-SVQC ^R / _L -11	20	200	40	13	18	7	25		--	--	--	IMS2506A	
IA16Q-SVQC ^R / _L -11	16	180	35	11	15	7	20		--	--	--	IMS2506A	
IA25R-SVQC ^R / _L -16	20	200	40	13	18	7	25		--	--	--	IMS2506A	

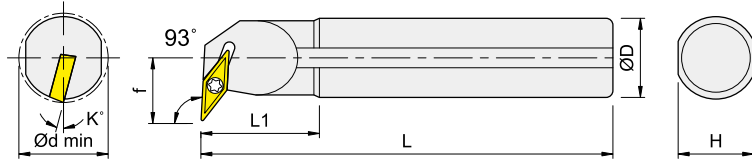
Internal Turning Tools

內徑車刀桿



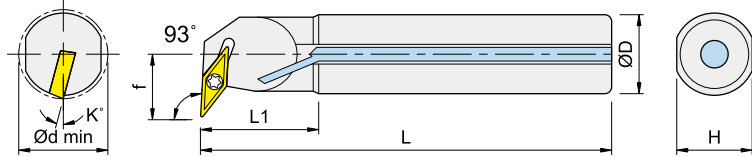
SVUB

■ S..-SVUBR/L-.. Steel shank



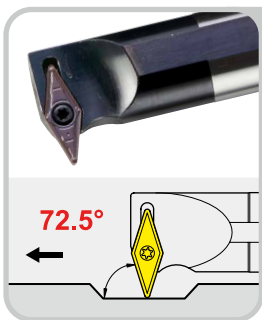
Right-hand shown

■ A..-SVUBR/L-.. Steel shank+coolant hole

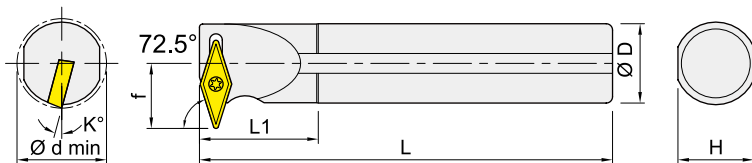


Right-hand shown

Order No. 訂購編碼	Dimensions, mm							Insert	Shim	Screw	Wrench	Screw	Wrench
	D	L	L1	f	H	K	dmin						
IS25R-SVUB ^R / _L -16	25	200	45	18	23	5	32	VB..1604..	--	--	--	IMS3509B	ITK15
IS32S-SVUB ^R / _L -16	32	250	50	22	30	5	40		IVSS322	IMDS5035S	IPL35	IMS3512B	
IS40T-SVUB ^R / _L -16	40	300	55	27	37	5	50		--	--	--	IMS3509B	
IA25R-SVUB ^R / _L -16	25	200	45	18	23	5	32	VC..1103..	--	--	--	IMS2506A	ITK09
IS16Q-SVUC ^R / _L -11	16	180	30	13	15	7	22						
IS20R-SVUC ^R / _L -11	20	200	40	15	18	7	27						
IA16Q-SVUC ^R / _L -11	16	180	30	13	15	7	22						
IA20R-SVUC ^R / _L -11	20	200	40	15	18	7	27						



SVVB



Right-hand shown

Order No.	Dimensions, mm							Insert	Shim	Screw	Wrench	Screw	Wrench
	D	L	L1	f	H	K	dmin						
IS25R-SVVB ^R / _L -16	25	200	45	20.5	23	5	34	VB..1604..	--	--	--	IMS3509B	ITK15
IS25S-SVVB ^R / _L -16	25	250	45	20.5	23	5	34						
IS32S-SVVB ^R / _L -16	32	250	50	25	30	5	42	VB..1604..	IVSS322	IMDS5035S	IPL35	IMS3512B	ITK15

MGEH Series



- Use MGMN200/300/400, MRMN200/300/400 inserts.
- For grooving (Depth < 20mm) of small workpieces in automatic lathe or small machine.
- 使用 MGMN200/300/400, MRMN200/300/400 刀片
- 適用於自動車床或小型機台，小型工件的切槽加工 (切深 < 20mm)

→ Page C078


KGM Series



- Use GMM2020, GMM2520, GMM3020 inserts.
- For grooving (Depth < 20mm) of small workpieces in automatic lathe or small machine.
- 使用 GMM2020, GMM2520, GMM3020 刀片
- 適用於自動車床或小型機台，小型工件的切槽加工 (切深 < 20mm)

→ Page C080

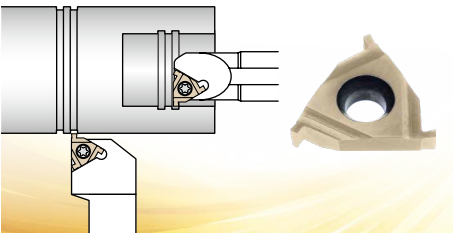
TGF Series



- Use TGF32 inserts for vertical grooving.
- For shallow grooving (Depth < 2.5mm) of small workpieces in automatic lathe or small machine.
- 使用 TGF32 刀片適用於立式切槽加工
- 適用於自動車床或小型機台，小型工件的淺切槽加工 (切深 < 2.5mm)

→ Page C082


TGL Series



- Use TGL11 or TGL16 inserts for laydown grooving.
- For shallow grooving (Depth < 2.5mm) of small workpieces in automatic lathe or small machine.
- 使用 TGL11 或 TGL16 刀片適用於臥式切槽加工
- 適用於自動車床或小型機台，小型工件的淺切槽加工 (切深 < 2.5mm)

→ Page C086

SGIH Series



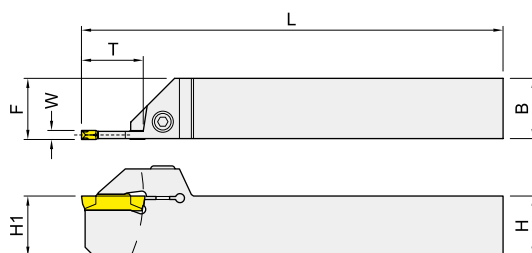
- Use TGTN0220, TGTN0310, TGTN0410 inserts.
- For parting (Depth < 40mm) of large workpieces.
- 使用 TGTN0220, TGTN0310, TGTN0410 刀片
- 適用於大型工件的切斷加工 (切深 < 40mm)

→ Page C091

MGEH Grooving Tools (Depth < 20mm)

MGEH 切槽刀 (切深 < 20mm)

Tool Holder Specifications 刀桿規格



Right-hand shown

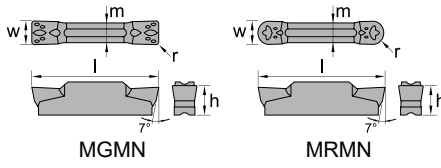
Insert Brand 建議刀片 : Winstar, Korloy, ...

Order No. 訂購編碼	Dimensions (mm)						Inserts	Screw	Wrench
	H (H1)	B	L	F	T	W			
IMGEH ^R / _L 1616K2T16T	16	16	125	16.25	16	2.0	MGMN200.. MRMN200..	IHTMT520	IETL25
IMGEH ^R / _L 2020K2T20T	20	20	125	20.25	20	2.0		IHTMT525	IETL25
IMGEH ^R / _L 2525M2T20T	25	25	150	25.25	20	2.0		IHTMT525	IETL25
IMGEH ^R / _L 1616K3T20T	16	16	125	16.30	20	3.0	MGMN300.. MRMG300..	IHTMT520	IETL25
IMGEH ^R / _L 2020K3T20T	20	20	125	20.30	20	3.0		IHTMT525	IETL25
IMGEHR2525M3T20T	25	25	150	25.30	20	3.0		IHTMT525	IETL25
IMGEHR2525M4T20T	25	25	150	25.35	20	4.0	MGMN400.. MRMN400..	IHTMT525	IETL25







MGEH Grooving Tools (Depth < 20mm)

MGEH 切槽刀 (切深 < 20mm)

Insert Specifications 刀片規格

Insert	Dimensions (mm)					Chipbreaker				
	w	r	l	h	m					
MGMN200	2.0	0.2	16	3.5	1.60	<table border="1"> <thead> <tr> <th colspan="2">Chipbreaker</th> </tr> </thead> <tbody> <tr> <td>MG</td> <td>For general cutting</td> </tr> </tbody> </table> 	Chipbreaker		MG	For general cutting
Chipbreaker										
MG	For general cutting									
MGMN300	3.0	0.4	21	4.8	2.35					
MGMN400	4.0	0.4	21	4.8	3.30					
MRMN200	2.0	1.0	16	3.5	1.60					
MRMN300	3.0	1.5	21	4.8	2.35					
MRMN400	4.0	2.0	21	4.8	3.30					

Insert Designation 刀片型號

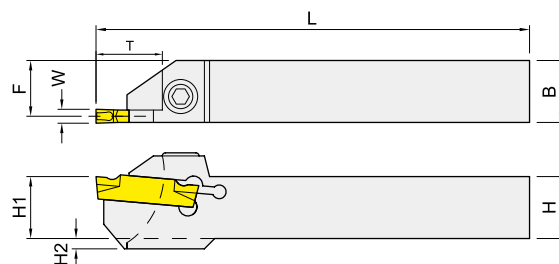
Inserts	Order No. 訂購編碼	Designation	Working Material					
			P	M	K	N	S	H
	IMGMN200SG33TX	MGMN200-SG-CX33TX	●	●	●		●	●
	IMGMN200SG43TX	MGMN200-SG-CX43TX	●	●	●		○	
	IMGMN300MG33TX	MGMN300-MG-CX33TX	●	●	●		●	●
	IMGMN300MG43TX	MGMN300-MG-CX43TX	●	●	●		○	
	IMGMN400MG33TX	MGMN400-MG-CX33TX	●	●	●		●	●
	IMGMN400MG43TX	MGMN400-MG-CX43TX	●	●	●		○	
	IMRMN200MG33TX	MRMN200-MG-CX33TX	●	●	●		●	●
	IMRMN200MG43TX	MRMN200-MG-CX43TX	●	●	●		○	
	IMRMN300MG33TX	MRMN300-MG-CX33TX	●	●	●		●	●
	IMRMN300MG43TX	MRMN300-MG-CX43TX	●	●	●		○	
	IMRMN400MG33TX	MRMN400-MG-CX33TX	●	●	●		●	●
	IMRMN400MG43TX	MRMN400-MG-CX43TX	●	●	●		○	

* CX33TX for General cutting.
CX43TX for Interrupted cutting.

KGM Grooving Tools (Depth < 20mm)

KGM 切槽刀 (切深 < 20mm)

Tool Holder Specifications 刀桿規格



Right-hand shown

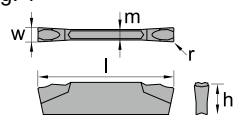
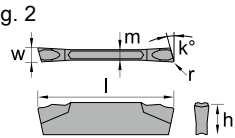
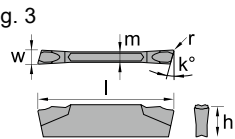
Insert Brand 建議刀片 : Winstar, Kyocera, ...

Order No. 訂購編碼	Dimensions (mm)						W (mm)		Inserts	Screw	Wrench	
	H (H1)	B	L	F	T	H2	min	max				
IKGM ^R / _L 1212K1.5L10	12	12	125	11.4	10	2	1.5	2.0	GMM2020..	IHTM416	IPL30	
IKGM ^R / _L 1616K1.5L10	16	16	125	15.4	10	-	1.5	2.0		IHTMT520	IETL25	
IKGM ^R / _L 2020K1.5L10	20	20	125	19.4	10	-	1.5	2.0		IHTMT525	IETL25	
IKGM ^R / _L 2525M1.5L10	25	25	150	24.4	10	-	1.5	2.0		IHTMT525	IETL25	
IKGM ^R / _L 1212K2TL10	12	12	125	11.1	10	2	2.0	3.0	GMM2020.. GMM2520.. GMM3020..	IHTM416	IPL30	
IKGM ^R / _L 1616K2TL10	16	16	125	15.1	10	-	2.0	3.0		IHTMT520	IETL25	
IKGM ^R / _L 2020K2TL10	20	20	125	19.1	10	-	2.0	3.0		IHTMT525	IETL25	
IKGM ^R / _L 2525M2TL10	25	25	150	24.1	10	-	2.0	3.0		IHTMT525	IETL25	
IKGM ^R / _L 1212K2TL13	12	12	125	11.1	13	3	2.0	3.0		IHTM420	IPL30	
IKGM ^R / _L 1616K2TL13	16	16	125	15.1	13	-	2.0	3.0		IHTMT520	IETL25	
IKGM ^R / _L 2020K2TL13	20	20	125	19.1	13	-	2.0	3.0		IHTMT525	IETL25	
IKGM ^R / _L 2525M2TL13	25	25	150	24.1	13	-	2.0	3.0		IHTMT525	IETL25	
IKGM ^R / _L 1212K2TL17	12	12	125	11.1	17	4	2.0	3.0		IHTM420	IPL30	
IKGM ^R / _L 1616K2TL17	16	16	125	15.1	17	-	2.0	3.0		IHTMT520	IETL25	
IKGM ^R / _L 2020K2TL17	20	20	125	19.1	17	-	2.0	3.0		IHTMT525	IETL25	
IKGM ^R / _L 2525M2TL17	25	25	150	24.1	17	-	2.0	3.0		IHTMT525	IETL25	
IKGM ^R / _L 1616K3TL16	16	16	125	14.8	16	-	3.0	4.0		GMM3020..	IHTMT520	IETL25
IKGM ^R / _L 2020K3TL16	20	20	125	18.8	16	-	3.0	4.0			IHTMT525	IETL25
IKGM ^R / _L 2525M3TL16	25	25	150	23.8	16	-	3.0	4.0			IHTMT525	IETL25
IKGM ^R / _L 1616K3TL20	16	16	125	14.8	20	4	3.0	4.0			IHTMT525	IETL25
IKGM ^R / _L 2020K3TL20	20	20	125	18.8	20	-	3.0	4.0	IHTMT525		IETL25	
IKGM ^R / _L 2525M3TL20	25	25	150	23.8	20	-	3.0	4.0	IHTMT525		IETL25	
IKGMR3232P3TL20	32	32	170	30.8	20	-	3.0	4.0	IHTMT525		IETL25	



KGM Grooving Tools (Depth < 20mm)

KGM 切槽刀 (切深 < 20mm)

Insert Specifications 刀片規格

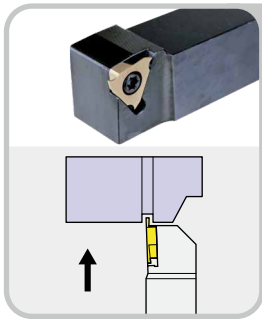
Insert	Dimensions (mm)						Fig.	Chipbreaker				
	w	r	l	h	m	k°						
GMM2020	2.0	0.20	20	4.3	1.5	-	1	<table border="1"> <thead> <tr> <th colspan="2">Chipbreaker</th> </tr> <tr> <td>MR</td> <td>For high feed cutting</td> </tr> </thead> </table> <p>Fig. 1</p>  <p>Fig. 2</p>  <p>Fig. 3</p> 	Chipbreaker		MR	For high feed cutting
Chipbreaker												
MR	For high feed cutting											
GMM2020R06	2.0	0.20	20	4.3	1.5	6°	2					
GMM2020R15	2.0	0.05	20	4.3	1.5	15°	2					
GMM2020L15	2.0	0.05	20	4.3	1.5	15°	3					
GMM2520	2.5	0.20	20	4.3	1.9	-	1					
GMM2520R06	2.5	0.20	20	4.3	1.9	6°	2					
GMM2520R15	2.5	0.05	20	4.3	1.9	15°	2					
GMM2520L15	2.5	0.05	20	4.3	1.9	15°	3					
GMM3020	3.0	0.25	20	4.3	2.3	-	1					
GMM3020R06	3.0	0.25	20	4.3	2.3	6°	2					
GMM3020R15	3.0	0.05	20	4.3	2.3	15°	2					
GMM3020L15	3.0	0.05	20	4.3	2.3	15°	3					

Insert Designation 刀片型號

InserTX	Order No. 訂購編碼	Designation	Working Material					
			P	M	K	N	S	H
	IGMM2020MR33TX	GMM2020-MR-CX33TX	●	●	●		●	●
	IGMM2020MR43TX	GMM2020-MR-CX43TX	●	●	●		○	
	IGMM2520MR33TX	GMM2520-MR-CX33TX	●	●	●		●	●
	IGMM3020MR33TX	GMM3020-MR-CX33TX	●	●	●		●	●
	IGMM2020R06MR33TX	GMM2020R06-MR-CX33TX	●	●	●		●	●
	IGMM2020R06MR43TX	GMM2020R06-MR-CX43TX	●	●	●		○	
	IGMM2520R06MR33TX	GMM2520R06-MR-CX33TX	●	●	●		●	●
	IGMM3020R06MR33TX	GMM3020R06-MR-CX33TX	●	●	●		●	●
	IGMM2020R15MR33TX	GMM2020R15-MR-CX33TX	●	●	●		●	●
	IGMM2020L15MR33TX	GMM2020L15-MR-CX33TX	●	●	●		●	●
	IGMM2020R15MR43TX	GMM2020R15-MR-CX43TX	●	●	●		○	
	IGMM2020L15MR43TX	GMM2020L15-MR-CX43TX	●	●	●		○	
	IGMM2520R15MR33TX	GMM2520R15-MR-CX33TX	●	●	●		●	●
	IGMM2520L15MR33TX	GMM2520L15-MR-CX33TX	●	●	●		●	●
	IGMM3020R15MR33TX	GMM3020R15-MR-CX33TX	●	●	●		○	●
	IGMM3020L15MR33TX	GMM3020L15-MR-CX33TX	●	●	●		○	●

* CX33TX for General cutting.
CX43TX for Interrupted cutting.

Tool Holder Specifications 刀桿規格



KTGF

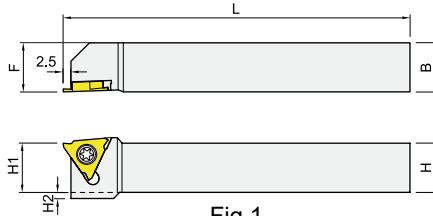


Fig 1

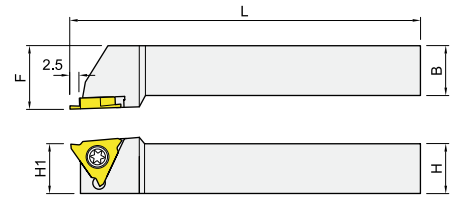
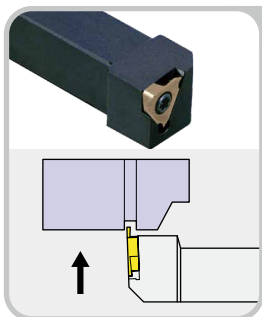


Fig 2

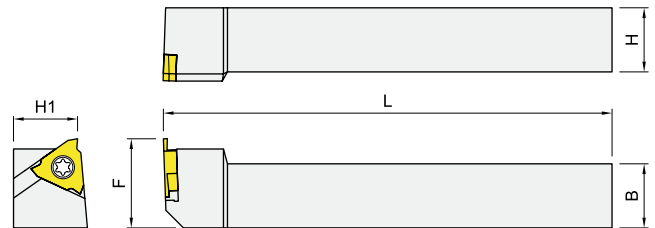
Right-hand shown

Insert Brand 建議刀片 : Winstar, Kyocera, ...

Order No. 訂購編碼	Dimensions (mm)					Insert	Screw 	Wrench 	Fig
	H(H1)	B	L	H2	F				
IKTGF ^R / _L 1010K16F	10	10	125	4	10	TGF32R TGF32L	IMS4009A	ITK15	1
IKTGF ^R 1012K16F	10	12	125	2	12				
IKTGF ^R / _L 1212K16F	12	12	125	2	12				
IKTGF ^R / _L 1616K16F	16	16	125	-	16				
IKTGF ^R 2020K16F	20	20	125	-	20	TGF32R	IMS4011A	ITK15	2
IKTGF ^R / _L 1616K16	16	16	125	-	20				
IKTGF ^R / _L 2020K16	20	20	125	-	25	TGF32R TGF32L			
IKTGF ^R / _L 2525M16	25	25	150	-	32				



KTGFs

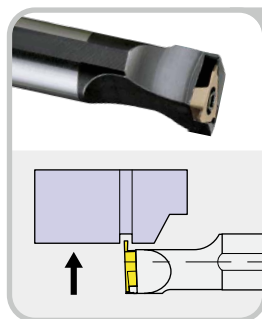


Left-hand shown

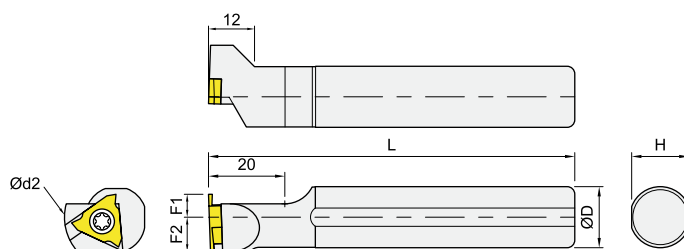
Insert Brand 建議刀片 : Winstar, Kyocera, ...

Order No. 訂購編碼	Dimensions (mm)				Insert	Screw 	Wrench
	H(H1)	B	L	F			
IKTGFSL1616K16	16	16	125	22	TGF32R	IMS4009A	ITK15
IKTGFSL2020K16	20	20	125	26			

Tool Holder Specifications 刀桿規格





KTGFL



Left-hand shown

Insert Brand 建議刀片 : Winstar, Kyocera, ...

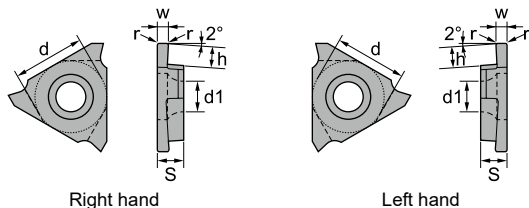
Order No. 訂購編碼	Dimensions (mm)						Insert	Screw 	Wrench 
	D	L	H	F1	F2	d2			
IS16HKTGFL16	16	100	15	6	9	27	TGF32R	IMS4009A	ITK15

Recommended Cutting Conditions 建議切削數據

Working Material	Vc (m/min)	fr (mm/rev)
Carbon Steel / Alloy Steel	50 ~ 200	0.02 ~ 0.10
Stainless Steel	50 ~ 200	0.02 ~ 0.10
Cast Iron	50 ~ 200	0.02 ~ 0.10
Aluminum Alloy	200 ~ 300	0.05 ~ 0.15
High Temperature Alloy	80 ~ 120	0.03 ~ 0.07
Hardened Steel	80 ~ 120	0.03 ~ 0.07

KTGF Shallow Grooving Tools (Vertical, Depth < 2.5mm) KTGF 淺切槽刀 (立式, 切深 < 2.5mm)

Insert Designation 刀片型號



Right hand


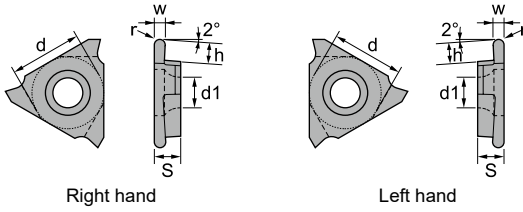
Left hand

Order No. 訂購編碼	Designation	Dimensions (mm)						Max Depth of Cut		Working Material					
		w	h	r	S	d	d1	O.D.	I.D.	P	M	K	N	S	H
ITGF32R0336025	TGF32R033-CP6025	0.33	1.0	0.05	3.18	9.525	4.4	0.8	0.5	●	●	●		○	○
ITGF32L0336025	TGF32L033-CP6025	0.33	1.0	0.05	3.18	9.525	4.4	0.8	0.5	●	●	●		○	○
ITGF32R0506025	TGF32R050-CP6025	0.50	1.4	0.05	3.18	9.525	4.4	1.2	0.8	●	●	●		○	○
ITGF32L0506025	TGF32L050-CP6025	0.50	1.4	0.05	3.18	9.525	4.4	1.2	0.8	●	●	●		○	○
ITGF32R0756025	TGF32R075-CP6025	0.75	2.5	0.1	3.18	9.525	4.4	2.0	1.5	●	●	●		○	○
ITGF32L0756025	TGF32L075-CP6025	0.75	2.5	0.1	3.18	9.525	4.4	2.0	1.5	●	●	●		○	○
ITGF32R0956025	TGF32R095-CP6025	0.95	2.5	0.1	3.18	9.525	4.4	2.0	1.5	●	●	●		○	○
ITGF32L0956025	TGF32L095-CP6025	0.95	2.5	0.1	3.18	9.525	4.4	2.0	1.5	●	●	●		○	○
ITGF32R1006025	TGF32R100-CP6025	1.00	2.5	0.1	3.18	9.525	4.4	2.0	1.5	●	●	●		○	○
ITGF32L1006025	TGF32L100-CP6025	1.00	2.5	0.1	3.18	9.525	4.4	2.0	1.5	●	●	●		○	○
ITGF32R1106025	TGF32R110-CP6025	1.10	2.5	0.1	3.18	9.525	4.4	2.0	1.5	●	●	●		○	○
ITGF32L1106025	TGF32L110-CP6025	1.10	2.5	0.1	3.18	9.525	4.4	2.0	1.5	●	●	●		○	○
ITGF32R1256025	TGF32R125-CP6025	1.25	2.5	0.1	3.18	9.525	4.4	2.0	1.5	●	●	●		○	○
ITGF32L1256025	TGF32L125-CP6025	1.25	2.5	0.1	3.18	9.525	4.4	2.0	1.5	●	●	●		○	○
ITGF32R1356025	TGF32R135-CP6025	1.35	2.5	0.1	3.18	9.525	4.4	2.0	1.5	●	●	●		○	○
ITGF32L1356025	TGF32L135-CP6025	1.35	2.5	0.1	3.18	9.525	4.4	2.0	1.5	●	●	●		○	○
ITGF32R1456025	TGF32R145-CP6025	1.45	2.5	0.1	3.18	9.525	4.4	2.0	1.5	●	●	●		○	○
ITGF32L1456025	TGF32L145-CP6025	1.45	2.5	0.1	3.18	9.525	4.4	2.0	1.5	●	●	●		○	○
ITGF32R1506025	TGF32R150-CP6025	1.50	2.5	0.1	3.18	9.525	4.4	2.0	1.5	●	●	●		○	○
ITGF32L1506025	TGF32L150-CP6025	1.50	2.5	0.1	3.18	9.525	4.4	2.0	1.5	●	●	●		○	○
ITGF32R1656025	TGF32R165-CP6025	1.65	2.5	0.1	3.18	9.525	4.4	2.0	1.5	●	●	●		○	○
ITGF32L1656025	TGF32L165-CP6025	1.65	2.5	0.1	3.18	9.525	4.4	2.0	1.5	●	●	●		○	○
ITGF32R1756025	TGF32R175-CP6025	1.75	2.5	0.1	3.18	9.525	4.4	2.0	1.5	●	●	●		○	○
ITGF32L1756025	TGF32L175-CP6025	1.75	2.5	0.1	3.18	9.525	4.4	2.0	1.5	●	●	●		○	○
ITGF32R1806025	TGF32R180-CP6025	1.80	2.5	0.1	3.18	9.525	4.4	2.0	1.5	●	●	●		○	○
ITGF32L1806025	TGF32L180-CP6025	1.80	2.5	0.1	3.18	9.525	4.4	2.0	1.5	●	●	●		○	○
ITGF32R1856025	TGF32R185-CP6025	1.85	2.5	0.1	3.18	9.525	4.4	2.0	1.5	●	●	●		○	○
ITGF32L1856025	TGF32L185-CP6025	1.85	2.5	0.1	3.18	9.525	4.4	2.0	1.5	●	●	●		○	○
ITGF32R1956025	TGF32R195-CP6025	1.95	2.5	0.1	3.18	9.525	4.4	2.0	1.5	●	●	●		○	○
ITGF32L1956025	TGF32L195-CP6025	1.95	2.5	0.1	3.18	9.525	4.4	2.0	1.5	●	●	●		○	○
ITGF32R2006025	TGF32R200-CP6025	2.00	2.5	0.1	3.18	9.525	4.4	2.0	1.5	●	●	●		○	○
ITGF32L2006025	TGF32L200-CP6025	2.00	2.5	0.1	3.18	9.525	4.4	2.0	1.5	●	●	●		○	○
ITGF32R2506025	TGF32R250-CP6025	2.50	2.5	0.1	3.18	9.525	4.4	2.0	1.5	●	●	●		○	○
ITGF32L2506025	TGF32L250-CP6025	2.50	2.5	0.1	3.18	9.525	4.4	2.0	1.5	●	●	●		○	○

※ To choose CP10(uncoating) for **N** material machining.

KTGF Shallow Grooving Tools (Vertical , Depth < 2.5mm) KTGF 淺切槽刀 (立式, 切深 < 2.5mm)

Insert Designation 刀片型號

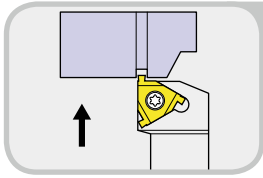


Order No. 訂購編碼	Designation	Dimensions (mm)						Max Depth of Cut		Working Material					
		w	h	r	S	d	d1	O.D.	I.D.	P	M	K	N	S	H
ITGF32R025R6025	TGF32R025R-CP6025	0.50	1.4	0.25	3.18	9.525	4.4	1.2	0.8	●	●	●		○	○
ITGF32L025R6025	TGF32L025R-CP6025	0.50	1.4	0.25	3.18	9.525	4.4	1.2	0.8	●	●	●		○	○
ITGF32R037R6025	TGF32R037R-CP6025	0.75	2.5	0.375	3.18	9.525	4.4	2.0	1.5	●	●	●		○	○
ITGF32L037R6025	TGF32L037R-CP6025	0.75	2.5	0.375	3.18	9.525	4.4	2.0	1.5	●	●	●		○	○
ITGF32R050R6025	TGF32R050R-CP6025	1.00	2.5	0.5	3.18	9.525	4.4	2.0	1.5	●	●	●		○	○
ITGF32L050R6025	TGF32L050R-CP6025	1.00	2.5	0.5	3.18	9.525	4.4	2.0	1.5	●	●	●		○	○
ITGF32R062R6025	TGF32R062R-CP6025	1.25	2.5	0.625	3.18	9.525	4.4	2.0	1.5	●	●	●		○	○
ITGF32L062R6025	TGF32L062R-CP6025	1.25	2.5	0.625	3.18	9.525	4.4	2.0	1.5	●	●	●		○	○
ITGF32R075R6025	TGF32R075R-CP6025	1.50	2.5	0.75	3.18	9.525	4.4	2.0	1.5	●	●	●		○	○
ITGF32L075R6025	TGF32L075R-CP6025	1.50	2.5	0.75	3.18	9.525	4.4	2.0	1.5	●	●	●		○	○

※ To choose CP10(uncoating) for **N** material machining.

Turning

Tool Holder Specifications 刀桿規格



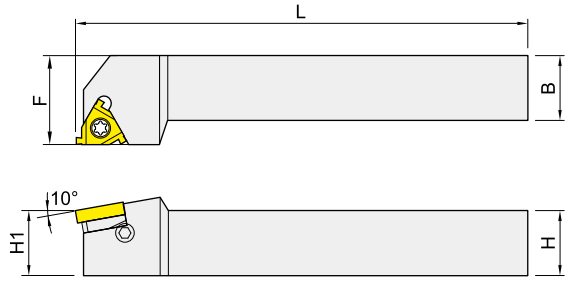
SE



SER1010K16
SER1212K16



SER1216K16
SER1616K16H



Right-hand shown

Insert Brand 建議刀片 : Winstar

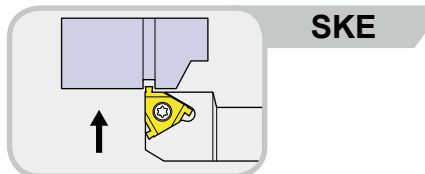
Order No. 訂購編碼	Dimensions (mm)				Insert	Spare parts
	H(H1)	B	L	F		
ISE ^R / _L 1216K16	12	16	125	16	TGL16ER or TGL16EL	①
ISE ^R / _L 1010K16H	10	10	125	10		
ISE ^R / _L 1212K16H	12	12	125	12		
ISE ^R / _L 1616K16H	16	16	125	16		
ISE ^R / _L 1616K16	16	16	125	20		②
ISE ^R / _L 2020K16	20	20	125	25		
ISE ^R / _L 2525M16	25	25	150	32		
ISE ^R / _L 3232P16	32	32	170	40		

Spare parts	Screw 	Shim 	Screw 	Wrench 	Wrench
①	IMS3509A	-	-	-	ITK15
②	IMS3512A	IGXN16 or IGXE16	IHTM309	IPL25	ITK15

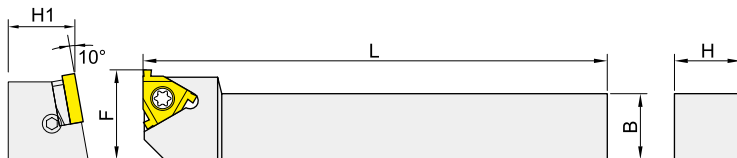
※ SER right hand tools shim is IGXE16, SEL left hand tools shim is IGXN16.

TGL Shallow Grooving Tools (Laydown, Depth < 2.5mm) TGL 淺切槽刀 (臥式, 切深 < 2.5mm)

Tool Holder Specifications 刀桿規格



SKE



Right-hand shown

Insert Brand 建議刀片 : Winstar

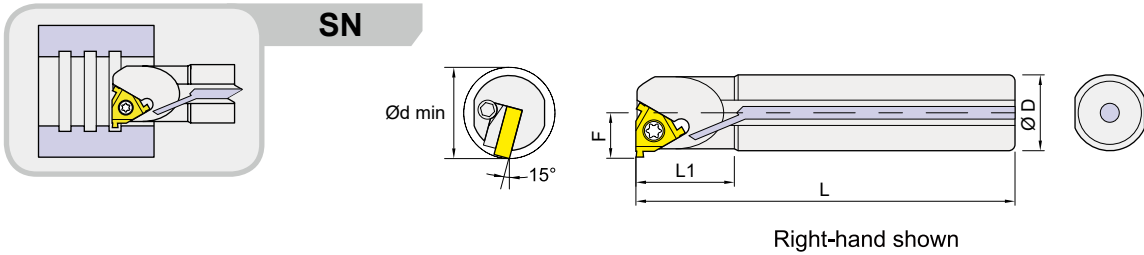
Order No. 訂購編碼	Dimensions (mm)				Insert	Spare parts
	H(H1)	B	L	F		
ISKE ^R / _L 1212K16	12	12	125	18	TGL16ER or TGL16EL	①
ISKE ^R / _L 1616K16	16	16	125	22		②
ISKE ^R / _L 2020K16	20	20	125	27		
ISKE ^R / _L 2525M16	25	25	150	34		

Spare parts	Screw 	Shim 	Screw 	Wrench 	Wrench
①	IMS3509A	-	-	-	ITK15
②	IMS3512A	IGXN16 or IGXE16	IHTM309	IPL25	ITK15

※ SKER right hand tools shim is IGXE16, SKEL left hand tools shim is IGXN16.

Turning

Tool Holder Specifications 刀桿規格



Insert Brand 建議刀片 : Winstar

Order No. 訂購編碼	Dimensions (mm)					Coolant	Insert	Spare parts
	D	L	L1	F	d min			
ISN ^{R/L} _0010K11S10	10	125	22	6.5	13		TGL11IR or TGL11IL	①
ISN ^{R/L} _0012M11S12	12	150	26	8	16			
ISN ^{R/L} _A0010K11S10	10	125	22	6.5	13	●		
ISN ^{R/L} _A0012M11S12	12	150	26	8	16	●		
ISN ^{R/L} _0016Q16	16	180	36	10	19		TGL16IR or TGL16IL	②
ISN ^{R/L} _0020R16	20	200	40	12	24			③
ISN ^{R/L} _0025R16	25	200	45	14.5	29			③
ISN ^{R/L} _0032S16	32	250	45	18.5	36			②
ISN ^{R/L} _A0016Q16	16	180	36	10	19	●		②
ISN ^{R/L} _A0020R16	20	200	40	12	24	●		③
ISN ^{R/L} _A0025R16	25	200	45	14.5	29	●	③	
ISN ^{R/L} _A0032S16	32	250	45	18.5	36	●	③	

Spare parts	Screw 	Wrench 	Shim 	Screw 	Wrench
①	IMS2507G	ITK08	-	-	-
②	IMS3509A	ITK15	-	-	-
③	IMS3512A	ITK15	IGXN16 or IGXE16	IHTM309	IPL25

* SNR right hand tools shim is IGXN16, SNL left hand tools shim is IGXE16.

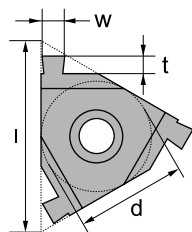
Recommended Cutting Conditions 建議切削數據

Working Material	Vc (m/min)	fr (mm/rev)
Carbon Steel / Alloy Steel	50 ~ 200	0.02 ~ 0.10
Stainless Steel	50 ~ 200	0.02 ~ 0.10
Cast Iron	50 ~ 200	0.02 ~ 0.10
Aluminum Alloy	200 ~ 300	0.05 ~ 0.15
High Temperature Alloy	80 ~ 120	0.03 ~ 0.07
Hardened Steel	80 ~ 120	0.03 ~ 0.07

SKE Shallow Grooving Tools (Laydown, Depth < 2.5mm)

SKE 淺切槽刀 (臥式, 切深 < 2.5mm)

Insert Designation 刀片型號



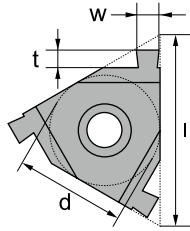
※ Same insert can be used for external right hand and internal left hand.

相同的刀片可以使用在外徑右手與內徑左手加工

Order No. 訂購編碼	Designation	Dimensions (mm)				Working Material					
		d	l	w ±0.02	t	P	M	K	N	S	H
ITGL11ER0506025	TGL11ER050-CP6025	1/4	11	0.50	1.4	●	●	●		○	○
ITGL11IL0506025	TGL11IL050-CP6025	1/4	11	0.50	1.4	●	●	●		○	○
ITGL11ER0606025	TGL11ER060-CP6025	1/4	11	0.60	1.4	●	●	●		○	○
ITGL11IL0606025	TGL11IL060-CP6025	1/4	11	0.60	1.4	●	●	●		○	○
ITGL11ER0706025	TGL11ER070-CP6025	1/4	11	0.70	1.4	●	●	●		○	○
ITGL11IL0706025	TGL11IL070-CP6025	1/4	11	0.70	1.4	●	●	●		○	○
ITGL11ER0806025	TGL11ER080-CP6025	1/4	11	0.80	1.4	●	●	●		○	○
ITGL11IL0806025	TGL11IL080-CP6025	1/4	11	0.80	1.4	●	●	●		○	○
ITGL11ER1006025	TGL11ER100-CP6025	1/4	11	1.00	1.4	●	●	●		○	○
ITGL11IL1006025	TGL11IL100-CP6025	1/4	11	1.00	1.4	●	●	●		○	○
ITGL11ER1206025	TGL11ER120-CP6025	1/4	11	1.20	1.4	●	●	●		○	○
ITGL11IL1206025	TGL11IL120-CP6025	1/4	11	1.20	1.4	●	●	●		○	○
ITGL16ER0506025	TGL16ER050-CP6025	3/8	16	0.50	1.4	●	●	●		○	○
ITGL16IL0506025	TGL16IL050-CP6025	3/8	16	0.50	1.4	●	●	●		○	○
ITGL16ER1006025	TGL16ER100-CP6025	3/8	16	1.00	1.4	●	●	●		○	○
ITGL16IL1006025	TGL16IL100-CP6025	3/8	16	1.00	1.4	●	●	●		○	○
ITGL16ER1206025	TGL16ER120-CP6025	3/8	16	1.20	1.6	●	●	●		○	○
ITGL16IL1206025	TGL16IL120-CP6025	3/8	16	1.20	1.6	●	●	●		○	○
ITGL16ER1406025	TGL16ER140-CP6025	3/8	16	1.40	1.8	●	●	●		○	○
ITGL16IL1406025	TGL16IL140-CP6025	3/8	16	1.40	1.8	●	●	●		○	○
ITGL16ER1706025	TGL16ER170-CP6025	3/8	16	1.70	2.0	●	●	●		○	○
ITGL16IL1706025	TGL16IL170-CP6025	3/8	16	1.70	2.0	●	●	●		○	○
ITGL16ER1956025	TGL16ER195-CP6025	3/8	16	1.95	2.0	●	●	●		○	○
ITGL16IL1956025	TGL16IL195-CP6025	3/8	16	1.95	2.0	●	●	●		○	○
ITGL16ER2256025	TGL16ER225-CP6025	3/8	16	2.25	2.25	●	●	●		○	○
ITGL16IL2256025	TGL16IL225-CP6025	3/8	16	2.25	2.25	●	●	●		○	○

※ To choose CP10(uncoating) for **N** material machining.

Insert Designation 刀片型號



※ Same insert can be used for internal right hand and external left hand.

相同的刀片可以使用在內徑右手與外徑左手加工

Order No. 訂購編碼	Designation	Dimensions (mm)				Working Material					
		d	l	w ±0.02	t	P	M	K	N	S	H
ITGL111R0506025	TGL111R050-CP6025	1/4	11	0.50	1.4	●	●	●		○	○
ITGL11EL0506025	TGL11EL050-CP6025	1/4	11	0.50	1.4	●	●	●		○	○
ITGL111R0606025	TGL111R060-CP6025	1/4	11	0.60	1.4	●	●	●		○	○
ITGL11EL0606025	TGL11EL060-CP6025	1/4	11	0.60	1.4	●	●	●		○	○
ITGL111R0706025	TGL111R070-CP6025	1/4	11	0.70	1.4	●	●	●		○	○
ITGL11EL0706025	TGL11EL070-CP6025	1/4	11	0.70	1.4	●	●	●		○	○
ITGL111R0806025	TGL111R080-CP6025	1/4	11	0.80	1.4	●	●	●		○	○
ITGL11EL0806025	TGL11EL080-CP6025	1/4	11	0.80	1.4	●	●	●		○	○
ITGL111R1006025	TGL111R100-CP6025	1/4	11	1.00	1.4	●	●	●		○	○
ITGL11EL1006025	TGL11EL100-CP6025	1/4	11	1.00	1.4	●	●	●		○	○
ITGL111R1206025	TGL111R120-CP6025	1/4	11	1.20	1.4	●	●	●		○	○
ITGL11EL1206025	TGL11EL120-CP6025	1/4	11	1.20	1.4	●	●	●		○	○
ITGL161R0506025	TGL161R050-CP6025	3/8	16	0.50	1.4	●	●	●		○	○
ITGL16EL0506025	TGL16EL050-CP6025	3/8	16	0.50	1.4	●	●	●		○	○
ITGL161R1006025	TGL161R100-CP6025	3/8	16	1.00	1.4	●	●	●		○	○
ITGL16EL1006025	TGL16EL100-CP6025	3/8	16	1.00	1.4	●	●	●		○	○
ITGL161R1206025	TGL161R120-CP6025	3/8	16	1.20	1.6	●	●	●		○	○
ITGL16EL1206025	TGL16EL120-CP6025	3/8	16	1.20	1.6	●	●	●		○	○
ITGL161R1406025	TGL161R140-CP6025	3/8	16	1.40	1.8	●	●	●		○	○
ITGL16EL1406025	TGL16EL140-CP6025	3/8	16	1.40	1.8	●	●	●		○	○
ITGL161R1706025	TGL161R170-CP6025	3/8	16	1.70	2.0	●	●	●		○	○
ITGL16EL1706025	TGL16EL170-CP6025	3/8	16	1.70	2.0	●	●	●		○	○
ITGL161R1956025	TGL161R195-CP6025	3/8	16	1.95	2.0	●	●	●		○	○
ITGL16EL1956025	TGL16EL195-CP6025	3/8	16	1.95	2.0	●	●	●		○	○
ITGL161R2256025	TGL161R225-CP6025	3/8	16	2.25	2.25	●	●	●		○	○
ITGL16EL2256025	TGL16EL225-CP6025	3/8	16	2.25	2.25	●	●	●		○	○

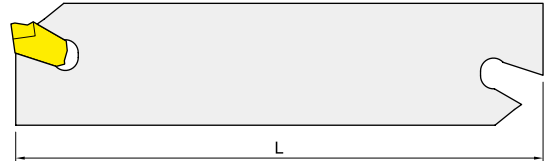
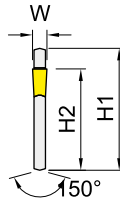

※ To choose CP10(uncoating) for **N** material machining.

SGIH Parting Tools (Depth < 40mm)

SGIH 切斷刀 (切深 < 40mm)

Tool Holder Specifications 刀桿規格

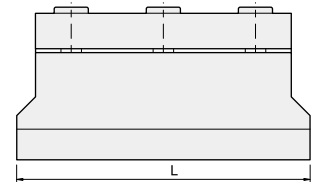
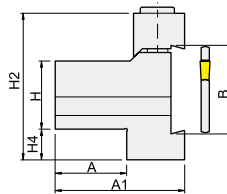
SGIH



Insert Brand 建議刀片 : Winstar, Iscar, ...


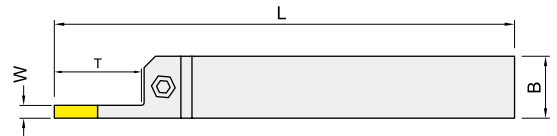
Order No. 訂購編碼	Dimensions (mm)				Insert	Tool Block	Wrench
	H1	H2	L	W			
ISGIH26-2	26	21.4	110	2.2	TGTN0220	ISGTBU...-26	IESG-1
ISGIH26-3	26	21.4	110	3.1	TGTN0310		
ISGIH26-4	26	21.4	110	4.1	TGTN0410		
ISGIH32-2	32	25	150	2.2	TGTN0220	ISGTBU...-32	
ISGIH32-3	32	25	150	3.1	TGTN0310		
ISGIH32-4	32	25	150	4.1	TGTN0410		

SGTBU



Order No. 訂購編碼	Dimensions (mm)							Screw	Wrench	BLADE
	H	B	A	A1	L	H2	H4			
ISGTBU20-26	20	26	21	38	86	43	9	IHTM630	IPL50	ISGIH26-3
ISGTBU25-26	25	26	23	40	86	43	4			ISGIH32-3
ISGTBU20-32	20	32	21	40	110	50	13			
ISGTBU25-32	25	32	23	42	110	50	8			

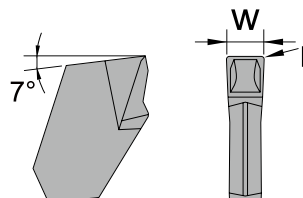
SGTHR




Order No. 訂購編碼	Dimensions (mm)					Insert	Screw	Wrench
	H	B	L	W	T			
ISGTHR16162	16	16	110	2	16	TGTN0220	IHTM521	IPL40
ISGTHR20202	20	20	125	2	18			
ISGTHR20203	20	20	125	3	20	TGTN0310	IHTM625	IPL50
ISGTHR25253	25	25	150	3	25			
ISGTHR25254	25	25	150	4	30			

Insert Specifications 刀片規格

Insert	Dimensions (mm)	
	w	r
TGTN0220	2.2	0.2
TGTN0310	3.1	0.2
TGTN0410	4.1	0.25



Insert Designation 刀片型號


Inserts	Order No. 訂購編碼	Designation	Working Material					
			P	M	K	N	S	H
	ITGTN022033TX	TGTN0220-CX33TX	●	●	●		●	●
	ITGTN022043TX	TGTN0220-CX43TX	●	●	●		○	
	ITGTN022047TA	TGTN0220-CX47TA	●	●	●			
	ITGTN031033TX	TGTN0310-CX33TX	●	●	●		●	●
	ITGTN031043TX	TGTN0310-CX43TX	●	●	●		○	
	ITGTN031047TA	TGTN0310-CX47TA	●	●	●			
	ITGTN041033TX	TGTN0410-CX33TX	●	●	●		●	●
	ITGTN041043TX	TGTN0410-CX43TX	●	●	●		○	
	ITGTN041047TA	TGTN0410-CX47TA	●	●	●			

* CX33TX for General cutting.

CX43TX for Interrupted cutting.

CX47TA for Heavy interrupted cutting.


Partial Profile Thread Turning Inserts 車牙刀片泛牙型



- 11 or 16 size inserts, 60° or 55°.
- A(0.5~1.5), AG(0.5~3.0) and G(1.75~3.0).
- Left hand or right hand inserts.
- 11 或 16 尺寸的車牙刀片, 60°或 55°
- A(0.5~1.5 螺距), AG(0.5~3.0 螺距) 和 G(1.75~3.0 螺距)
- 提供左手或右手刀片

→ Page C095, C102

ISO Metric Thread Turning Inserts 車牙刀片 ISO M 牙



- 11 or 16 size inserts, 60°.
- 0.35~3.0 pitch.
- Left hand or right hand inserts.
- 11 或 16 尺寸的車牙刀片, 60°
- 0.35~3.0 螺距
- 提供左手或右手刀片

→ Page C096

American UN Thread Turning Inserts 車牙刀片 UN 牙

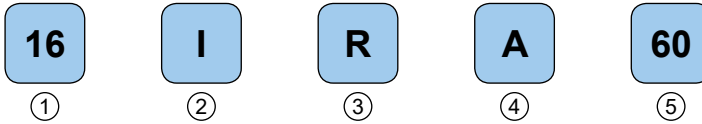


- 11 or 16 size inserts, 60°.
- 32~8 TPI.
- Left hand or right hand inserts.
- 11 或 16 尺寸的車牙刀片, 60°
- 每英寸牙數 32 ~ 8(TPI)
- 提供左手或右手刀片

→ Page C098

Designations for Threading Insert

車牙刀片型號編碼



① Insert Size

l (mm)	d (inch)
11	1/4
16	3/8

② Application

E	External
I	Internal

③ Hand of Tool

R	Right Hand
L	Left Hand

④ Thread Pitch or TPI

Partial Profile

	TP (mm)	TPI
A	0.5 ~ 1.5	48 ~ 16
AG	0.5 ~ 3.0	48 ~ 8
G	1.75 ~ 3.0	14 ~ 8

Full Profile
Value by number

TP (mm)	TPI
0.75	34
⋮	⋮
3.00	8

⑤ Thread Standard

Partial Profile

55°	Partial Profile 55°
60°	Partial Profile 60°


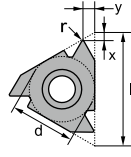
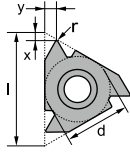
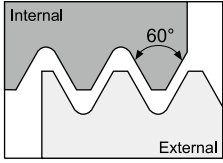
Full Profile

ISO	ISO Metric 60°
UN	American UN 60°
W	Whitworth 55°

Threading Inserts - Partial Profile 60°

車牙刀片 - 60° 泛牙型


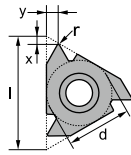
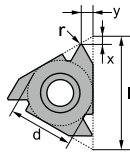
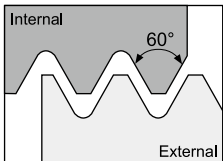
External 外徑



Order No. 訂購編碼	Designation	Pitch		Dimensions (mm)					Working Material					
		TP (mm)	TPI	d	l	r	x	y	P	M	K	N	S	H
I11ERA606025	11ERA60-CP6025	0.5 ~ 1.5	48 ~ 16	1/4"	11	0.05	0.8	0.9	●	●	●		○	○
I11ELA606025	11ELA60-CP6025	0.5 ~ 1.5	48 ~ 16	1/4"	11	0.05	0.8	0.9	●	●	●		○	○
I16ERA606025	16ERA60-CP6025	0.5 ~ 1.5	48 ~ 16	3/8"	16	0.05	0.8	0.9	●	●	●		○	○
I16ELA606025	16ELA60-CP6025	0.5 ~ 1.5	48 ~ 16	3/8"	16	0.05	0.8	0.9	●	●	●		○	○
I16ERAG606025	16ERAG60-CP6025	0.5 ~ 3.0	48 ~ 8	3/8"	16	0.05	1.2	1.7	●	●	●		○	○
I16ELAG606025	16ELAG60-CP6025	0.5 ~ 3.0	48 ~ 8	3/8"	16	0.05	1.2	1.7	●	●	●		○	○
I16ERG606025	16ERG60-CP6025	1.75 ~ 3.0	14 ~ 8	3/8"	16	0.17	1.2	1.7	●	●	●		○	○
I16ELG606025	16ELG60-CP6025	1.75 ~ 3.0	14 ~ 8	3/8"	16	0.17	1.2	1.7	●	●	●		○	○

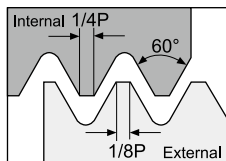
Turning

Internal 內徑

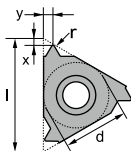


Order No. 訂購編碼	Designation	Pitch		Dimensions (mm)					Working Material					
		TP (mm)	TPI	d	l	r	x	y	P	M	K	N	S	H
I11IRA606025	11IRA60-CP6025	0.5 ~ 1.5	48 ~ 16	1/4"	11	0.05	0.8	0.9	●	●	●		○	○
I11ILA606025	11ILA60-CP6025	0.5 ~ 1.5	48 ~ 16	1/4"	11	0.05	0.8	0.9	●	●	●		○	○
I16IRA606025	16IRA60-CP6025	0.5 ~ 1.5	48 ~ 16	3/8"	16	0.05	0.8	0.9	●	●	●		○	○
I16ILA606025	16ILA60-CP6025	0.5 ~ 1.5	48 ~ 16	3/8"	16	0.05	0.8	0.9	●	●	●		○	○
I16IRAG606025	16IRAG60-CP6025	0.5 ~ 3.0	48 ~ 8	3/8"	16	0.05	1.2	1.7	●	●	●		○	○
I16ILAG606025	16ILAG60-CP6025	0.5 ~ 3.0	48 ~ 8	3/8"	16	0.05	1.2	1.7	●	●	●		○	○
I16IRG606025	16IRG60-CP6025	1.75 ~ 3.0	14 ~ 8	3/8"	16	0.12	1.2	1.7	●	●	●		○	○
I16ILG606025	16ILG60-CP6025	1.75 ~ 3.0	14 ~ 8	3/8"	16	0.12	1.2	1.7	●	●	●		○	○

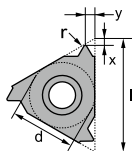
External 外徑



Tolerance Class : 6g/6H



Right hand

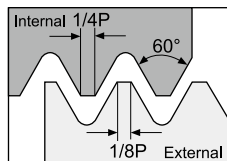


Left hand

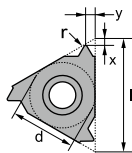


Order No. 訂購編碼	Designation	Pitch TP (mm)	Dimensions (mm)					Working Material						
			d	l	r	x	y	P	M	K	N	S	H	
I16ER035ISO6025	16ER0.35ISO-CP6025	0.35	3/8"	16	0.04	0.8	0.4	●	●	●			○	○
I16EL035ISO6025	16EL0.35ISO-CP6025	0.35	3/8"	16	0.04	0.8	0.4	●	●	●			○	○
I16ER040ISO6025	16ER0.40ISO-CP6025	0.40	3/8"	16	0.04	0.7	0.4	●	●	●			○	○
I16ER045ISO6025	16ER0.45ISO-CP6025	0.45	3/8"	16	0.05	0.7	0.4	●	●	●			○	○
I16ER050ISO6025	16ER0.50ISO-CP6025	0.50	3/8"	16	0.05	0.6	0.6	●	●	●			○	○
I16EL050ISO6025	16EL0.50ISO-CP6025	0.50	3/8"	16	0.05	0.6	0.6	●	●	●			○	○
I16ER060ISO6025	16ER0.60ISO-CP6025	0.60	3/8"	16	0.07	0.6	0.6	●	●	●			○	○
I16ER070ISO6025	16ER0.70ISO-CP6025	0.70	3/8"	16	0.07	0.6	0.6	●	●	●			○	○
I16ER075ISO6025	16ER0.75ISO-CP6025	0.75	3/8"	16	0.08	0.6	0.6	●	●	●			○	○
I16EL075ISO6025	16EL0.75ISO-CP6025	0.75	3/8"	16	0.08	0.6	0.6	●	●	●			○	○
I16ER080ISO6025	16ER0.80ISO-CP6025	0.80	3/8"	16	0.09	0.6	0.6	●	●	●			○	○
I16EL080ISO6025	16EL0.80ISO-CP6025	0.80	3/8"	16	0.09	0.6	0.6	●	●	●			○	○
I16ER100ISO6025	16ER1.00ISO-CP6025	1.00	3/8"	16	0.12	0.7	0.7	●	●	●			○	○
I16EL100ISO6025	16EL1.00ISO-CP6025	1.00	3/8"	16	0.12	0.7	0.7	●	●	●			○	○
I16ER125ISO6025	16ER1.25ISO-CP6025	1.25	3/8"	16	0.15	0.8	0.9	●	●	●			○	○
I16EL125ISO6025	16EL1.25ISO-CP6025	1.25	3/8"	16	0.15	0.8	0.9	●	●	●			○	○
I16ER150ISO6025	16ER1.50ISO-CP6025	1.50	3/8"	16	0.18	0.8	1.0	●	●	●			○	○
I16EL150ISO6025	16EL1.50ISO-CP6025	1.50	3/8"	16	0.18	0.8	1.0	●	●	●			○	○
I16ER175ISO6025	16ER1.75ISO-CP6025	1.75	3/8"	16	0.21	0.9	1.2	●	●	●			○	○
I16EL175ISO6025	16EL1.75ISO-CP6025	1.75	3/8"	16	0.21	0.9	1.2	●	●	●			○	○
I16ER200ISO6025	16ER2.00ISO-CP6025	2.00	3/8"	16	0.25	1.0	1.3	●	●	●			○	○
I16EL200ISO6025	16EL2.00ISO-CP6025	2.00	3/8"	16	0.25	1.0	1.3	●	●	●			○	○
I16ER250ISO6025	16ER2.50ISO-CP6025	2.50	3/8"	16	0.31	1.1	1.5	●	●	●			○	○
I16EL250ISO6025	16EL2.50ISO-CP6025	2.50	3/8"	16	0.31	1.1	1.5	●	●	●			○	○
I16ER300ISO6025	16ER3.00ISO-CP6025	3.00	3/8"	16	0.38	1.2	1.6	●	●	●			○	○
I16EL300ISO6025	16EL3.00ISO-CP6025	3.00	3/8"	16	0.38	1.2	1.6	●	●	●			○	○

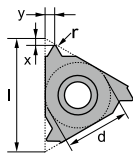
Internal 內徑



Tolerance Class : 6g/6H



Right hand



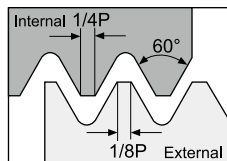
Left hand



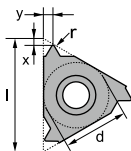
Order No. 訂購編碼	Designation	Pitch	Dimensions (mm)					Working Material						
		TP (mm)	d	l	r	x	y	P	M	K	N	S	H	
I11R035ISO6025	11R0.35ISO-CP6025	0.35	1/4"	11	0.02	0.8	0.3	●	●	●			○	○
I11L035ISO6025	11L0.35ISO-CP6025	0.35	1/4"	11	0.02	0.8	0.3	●	●	●			○	○
I11R040ISO6025	11R0.40ISO-CP6025	0.40	1/4"	11	0.02	0.8	0.4	●	●	●			○	○
I11R050ISO6025	11R0.50ISO-CP6025	0.50	1/4"	11	0.03	0.6	0.6	●	●	●			○	○
I11L050ISO6025	11L0.50ISO-CP6025	0.50	1/4"	11	0.03	0.6	0.6	●	●	●			○	○
I11R070ISO6025	11R0.70ISO-CP6025	0.70	1/4"	11	0.04	0.6	0.6	●	●	●			○	○
I11R075ISO6025	11R0.75ISO-CP6025	0.75	1/4"	11	0.04	0.6	0.6	●	●	●			○	○
I11L075ISO6025	11L0.75ISO-CP6025	0.75	1/4"	11	0.04	0.6	0.6	●	●	●			○	○
I11R080ISO6025	11R0.80ISO-CP6025	0.80	1/4"	11	0.04	0.6	0.6	●	●	●			○	○
I11R100ISO6025	11R1.00ISO-CP6025	1.00	1/4"	11	0.05	0.6	0.7	●	●	●			○	○
I11L100ISO6025	11L1.00ISO-CP6025	1.00	1/4"	11	0.05	0.6	0.7	●	●	●			○	○
I11R125ISO6025	11R1.25ISO-CP6025	1.25	1/4"	11	0.07	0.8	0.8	●	●	●			○	○
I11L125ISO6025	11L1.25ISO-CP6025	1.25	1/4"	11	0.07	0.8	0.8	●	●	●			○	○
I11R150ISO6025	11R1.50ISO-CP6025	1.50	1/4"	11	0.08	0.8	1.0	●	●	●			○	○
I11L150ISO6025	11L1.50ISO-CP6025	1.50	1/4"	11	0.08	0.8	1.0	●	●	●			○	○
I16R075ISO6025	16R0.75ISO-CP6025	0.75	3/8"	16	0.04	0.6	0.6	●	●	●			○	○
I16L075ISO6025	16L0.75ISO-CP6025	0.75	3/8"	16	0.04	0.6	0.6	●	●	●			○	○
I16R080ISO6025	16R0.80ISO-CP6025	0.80	3/8"	16	0.04	0.6	0.6	●	●	●			○	○
I16L080ISO6025	16L0.80ISO-CP6025	0.80	3/8"	16	0.04	0.6	0.6	●	●	●			○	○
I16R100ISO6025	16R1.00ISO-CP6025	1.00	3/8"	16	0.05	0.6	0.7	●	●	●			○	○
I16L100ISO6025	16L1.00ISO-CP6025	1.00	3/8"	16	0.05	0.6	0.7	●	●	●			○	○
I16R125ISO6025	16R1.25ISO-CP6025	1.25	3/8"	16	0.07	0.8	0.9	●	●	●			○	○
I16L125ISO6025	16L1.25ISO-CP6025	1.25	3/8"	16	0.07	0.8	0.9	●	●	●			○	○
I16R150ISO6025	16R1.50ISO-CP6025	1.50	3/8"	16	0.10	0.8	1.0	●	●	●			○	○
I16L150ISO6025	16L1.50ISO-CP6025	1.50	3/8"	16	0.10	0.8	1.0	●	●	●			○	○
I16R175ISO6025	16R1.75ISO-CP6025	1.75	3/8"	16	0.12	0.9	1.2	●	●	●			○	○
I16L175ISO6025	16L1.75ISO-CP6025	1.75	3/8"	16	0.12	0.9	1.2	●	●	●			○	○
I16R200ISO6025	16R2.00ISO-CP6025	2.00	3/8"	16	0.13	1.0	1.3	●	●	●			○	○
I16L200ISO6025	16L2.00ISO-CP6025	2.00	3/8"	16	0.13	1.0	1.3	●	●	●			○	○
I16R250ISO6025	16R2.50ISO-CP6025	2.50	3/8"	16	0.15	1.1	1.5	●	●	●			○	○
I16L250ISO6025	16L2.50ISO-CP6025	2.50	3/8"	16	0.15	1.1	1.5	●	●	●			○	○
I16R300ISO6025	16R3.00ISO-CP6025	3.00	3/8"	16	0.18	1.1	1.5	●	●	●			○	○
I16L300ISO6025	16L3.00ISO-CP6025	3.00	3/8"	16	0.18	1.1	1.5	●	●	●			○	○

Turning

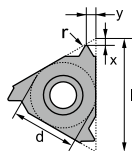
External 外徑



Tolerance Class : 2A/2B



Right hand

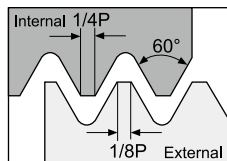


Left hand

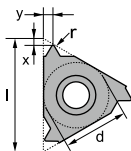


Order No. 訂購編碼	Designation	Pitch	Dimensions (mm)					Working Material					
		TPI	d	l	r	x	y	P	M	K	N	S	H
I11ER32UN6025	11ER32UN-CP6025	32	1/4"	11	0.09	0.6	0.6	●	●	●		○	○
I11ER28UN6025	11ER28UN-CP6025	28	1/4"	11	0.10	0.6	0.7	●	●	●		○	○
I11EL28UN6025	11EL28UN-CP6025	28	1/4"	11	0.10	0.6	0.7	●	●	●		○	○
I11ER18UN6025	11ER18UN-CP6025	18	1/4"	11	0.17	0.8	1.0	●	●	●		○	○
I11ER16UN6025	11ER16UN-CP6025	16	1/4"	11	0.18	0.9	1.1	●	●	●		○	○
I16ER40UN6025	16ER40UN-CP6025	40	3/8"	16	0.06	0.6	0.6	●	●	●		○	○
I16EL40UN6025	16EL40UN-CP6025	40	3/8"	16	0.06	0.6	0.6	●	●	●		○	○
I16ER36UN6025	16ER36UN-CP6025	36	3/8"	16	0.07	0.6	0.6	●	●	●		○	○
I16EL36UN6025	16EL36UN-CP6025	36	3/8"	16	0.07	0.6	0.6	●	●	●		○	○
I16ER32UN6025	16ER32UN-CP6025	32	3/8"	16	0.09	0.6	0.6	●	●	●		○	○
I16EL32UN6025	16EL32UN-CP6025	32	3/8"	16	0.09	0.6	0.6	●	●	●		○	○
I16ER28UN6025	16ER28UN-CP6025	28	3/8"	16	0.10	0.6	0.7	●	●	●		○	○
I16EL28UN6025	16EL28UN-CP6025	28	3/8"	16	0.10	0.6	0.7	●	●	●		○	○
I16ER26UN6025	16ER26UN-CP6025	26	3/8"	16	0.11	0.7	0.8	●	●	●		○	○
I16EL26UN6025	16EL26UN-CP6025	26	3/8"	16	0.11	0.7	0.8	●	●	●		○	○
I16ER24UN6025	16ER24UN-CP6025	24	3/8"	16	0.12	0.7	0.8	●	●	●		○	○
I16EL24UN6025	16EL24UN-CP6025	24	3/8"	16	0.12	0.7	0.8	●	●	●		○	○
I16ER20UN6025	16ER20UN-CP6025	20	3/8"	16	0.15	0.8	0.9	●	●	●		○	○
I16EL20UN6025	16EL20UN-CP6025	20	3/8"	16	0.15	0.8	0.9	●	●	●		○	○

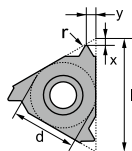
External 外徑



Tolerance Class : 2A/2B



Right hand



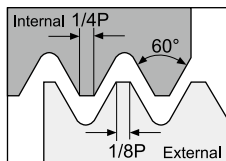
Left hand



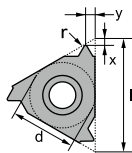
Order No. 訂購編碼	Designation	Pitch	Dimensions (mm)					Working Material					
		TPI	d	l	r	x	y	P	M	K	N	S	H
I16ER18UN6025	16ER18UN-CP6025	18	3/8"	16	0.17	0.8	1.0	●	●	●		○	○
I16EL18UN6025	16EL18UN-CP6025	18	3/8"	16	0.17	0.8	1.0	●	●	●		○	○
I16ER16UN6025	16ER16UN-CP6025	16	3/8"	16	0.18	0.9	1.1	●	●	●		○	○
I16EL16UN6025	16EL16UN-CP6025	16	3/8"	16	0.18	0.9	1.1	●	●	●		○	○
I16ER14UN6025	16ER14UN-CP6025	14	3/8"	16	0.22	1.0	1.2	●	●	●		○	○
I16EL14UN6025	16EL14UN-CP6025	14	3/8"	16	0.22	1.0	1.2	●	●	●		○	○
I16ER13UN6025	16ER13UN-CP6025	13	3/8"	16	0.24	1.0	1.3	●	●	●		○	○
I16EL13UN6025	16EL13UN-CP6025	13	3/8"	16	0.24	1.0	1.3	●	●	●		○	○
I16ER12UN6025	16ER12UN-CP6025	12	3/8"	16	0.26	1.1	1.4	●	●	●		○	○
I16EL12UN6025	16EL12UN-CP6025	12	3/8"	16	0.26	1.1	1.4	●	●	●		○	○
I16ER11.5UN6025	16ER11.5UN-CP6025	11.5	3/8"	16	0.27	1.1	1.5	●	●	●		○	○
I16EL11.5UN6025	16EL11.5UN-CP6025	11.5	3/8"	16	0.27	1.1	1.5	●	●	●		○	○
I16ER11UN6025	16ER11UN-CP6025	11	3/8"	16	0.28	1.1	1.5	●	●	●		○	○
I16EL11UN6025	16EL11UN-CP6025	11	3/8"	16	0.28	1.1	1.5	●	●	●		○	○
I16ER10UN6025	16ER10UN-CP6025	10	3/8"	16	0.32	1.1	1.5	●	●	●		○	○
I16EL10UN6025	16EL10UN-CP6025	10	3/8"	16	0.32	1.1	1.5	●	●	●		○	○
I16ER9UN6025	16ER9UN-CP6025	9	3/8"	16	0.36	1.2	1.7	●	●	●		○	○
I16EL9UN6025	16EL9UN-CP6025	9	3/8"	16	0.36	1.2	1.7	●	●	●		○	○
I16ER8UN6025	16ER8UN-CP6025	8	3/8"	16	0.41	1.2	1.6	●	●	●		○	○
I16EL8UN6025	16EL8UN-CP6025	8	3/8"	16	0.41	1.2	1.6	●	●	●		○	○

Turning

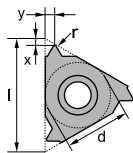
Internal 內徑



Tolerance Class : 2A/2B



Right hand

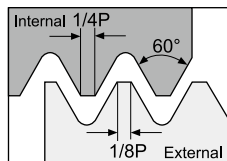


Left hand

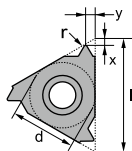


Order No. 訂購編碼	Designation	Pitch	Dimensions (mm)					Working Material						
		TPI	d	l	r	x	y	P	M	K	N	S	H	
I11R32UN6025	11R32UN-CP6025	32	1/4"	11	0.04	0.6	0.6	●	●	●			○	○
I11L32UN6025	11L32UN-CP6025	32	1/4"	11	0.04	0.6	0.6	●	●	●			○	○
I11R28UN6025	11R28UN-CP6025	28	1/4"	11	0.04	0.6	0.7	●	●	●			○	○
I11L28UN6025	11L28UN-CP6025	28	1/4"	11	0.04	0.6	0.7	●	●	●			○	○
I11R24UN6025	11R24UN-CP6025	24	1/4"	11	0.05	0.7	0.8	●	●	●			○	○
I11L24UN6025	11L24UN-CP6025	24	1/4"	11	0.05	0.7	0.8	●	●	●			○	○
I11R20UN6025	11R20UN-CP6025	20	1/4"	11	0.06	0.8	0.9	●	●	●			○	○
I11L20UN6025	11L20UN-CP6025	20	1/4"	11	0.06	0.8	0.9	●	●	●			○	○
I11R18UN6025	11R18UN-CP6025	18	1/4"	11	0.07	0.8	1.0	●	●	●			○	○
I11L18UN6025	11L18UN-CP6025	18	1/4"	11	0.07	0.8	1.0	●	●	●			○	○
I11R16UN6025	11R16UN-CP6025	16	1/4"	11	0.09	0.9	1.1	●	●	●			○	○
I11L16UN6025	11L16UN-CP6025	16	1/4"	11	0.09	0.9	1.1	●	●	●			○	○
I16R40UN6025	16R40UN-CP6025	40	3/8"	16	0.03	0.6	0.6	●	●	●			○	○
I16L40UN6025	16L40UN-CP6025	40	3/8"	16	0.03	0.6	0.6	●	●	●			○	○
I16R36UN6025	16R36UN-CP6025	36	3/8"	16	0.03	0.6	0.6	●	●	●			○	○
I16L36UN6025	16L36UN-CP6025	36	3/8"	16	0.03	0.6	0.6	●	●	●			○	○
I16R32UN6025	16R32UN-CP6025	32	3/8"	16	0.04	0.6	0.6	●	●	●			○	○
I16L32UN6025	16L32UN-CP6025	32	3/8"	16	0.04	0.6	0.6	●	●	●			○	○
I16R28UN6025	16R28UN-CP6025	28	3/8"	16	0.04	0.6	0.7	●	●	●			○	○
I16L28UN6025	16L28UN-CP6025	28	3/8"	16	0.04	0.6	0.7	●	●	●			○	○
I16R26UN6025	16R26UN-CP6025	26	3/8"	16	0.04	0.7	0.8	●	●	●			○	○
I16L26UN6025	16L26UN-CP6025	26	3/8"	16	0.04	0.7	0.8	●	●	●			○	○
I16R24UN6025	16R24UN-CP6025	24	3/8"	16	0.05	0.7	0.8	●	●	●			○	○
I16L24UN6025	16L24UN-CP6025	24	3/8"	16	0.05	0.7	0.8	●	●	●			○	○
I16R20UN6025	16R20UN-CP6025	20	3/8"	16	0.06	0.8	0.9	●	●	●			○	○
I16L20UN6025	16L20UN-CP6025	20	3/8"	16	0.06	0.8	0.9	●	●	●			○	○

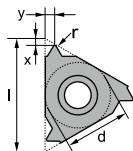
Internal 內徑



Tolerance Class : 2A/2B



Right hand



Left hand




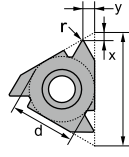
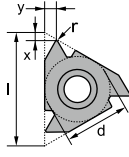
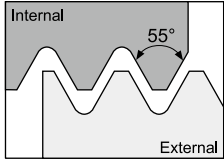
Order No. 訂購編碼	Designation	Pitch	Dimensions (mm)					Working Material					
		TPI	d	l	r	x	y	P	M	K	N	S	H
I16IR18UN6025	16IR18UN-CP6025	18	3/8"	16	0.07	0.8	1.0	●	●	●		○	○
I16IL18UN6025	16IL18UN-CP6025	18	3/8"	16	0.07	0.8	1.0	●	●	●		○	○
I16IR16UN6025	16IR16UN-CP6025	16	3/8"	16	0.09	0.9	1.1	●	●	●		○	○
I16IL16UN6025	16IL16UN-CP6025	16	3/8"	16	0.09	0.9	1.1	●	●	●		○	○
I16IR14UN6025	16IR14UN-CP6025	14	3/8"	16	0.10	0.9	1.2	●	●	●		○	○
I16IL14UN6025	16IL14UN-CP6025	14	3/8"	16	0.10	0.9	1.2	●	●	●		○	○
I16IR13UN6025	16IR13UN-CP6025	13	3/8"	16	0.11	1.0	1.3	●	●	●		○	○
I16IL13UN6025	16IL13UN-CP6025	13	3/8"	16	0.11	1.0	1.3	●	●	●		○	○
I16IR12UN6025	16IR12UN-CP6025	12	3/8"	16	0.12	1.1	1.4	●	●	●		○	○
I16IL12UN6025	16IL12UN-CP6025	12	3/8"	16	0.12	1.1	1.4	●	●	●		○	○
I16IR11.5UN6025	16IR11.5UN-CP6025	11.5	3/8"	16	0.13	1.1	1.5	●	●	●		○	○
I16IL11.5UN6025	16IL11.5UN-CP6025	11.5	3/8"	16	0.13	1.1	1.5	●	●	●		○	○
I16IR11UN6025	16IR11UN-CP6025	11	3/8"	16	0.14	1.1	1.5	●	●	●		○	○
I16IL11UN6025	16IL11UN-CP6025	11	3/8"	16	0.14	1.1	1.5	●	●	●		○	○
I16IR10UN6025	16IR10UN-CP6025	10	3/8"	16	0.15	1.1	1.5	●	●	●		○	○
I16IL10UN6025	16IL10UN-CP6025	10	3/8"	16	0.15	1.1	1.5	●	●	●		○	○
I16IR9UN6025	16IR9UN-CP6025	9	3/8"	16	0.17	1.2	1.7	●	●	●		○	○
I16IL9UN6025	16IL9UN-CP6025	9	3/8"	16	0.17	1.2	1.7	●	●	●		○	○
I16IR8UN6025	16IR8UN-CP6025	8	3/8"	16	0.19	1.1	1.5	●	●	●		○	○
I16IL8UN6025	16IL8UN-CP6025	8	3/8"	16	0.19	1.1	1.5	●	●	●		○	○

Turning

Threading Inserts - Partial Profile 55°


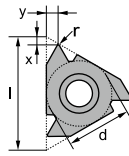
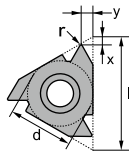
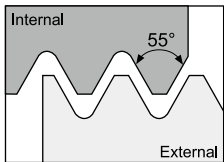
車牙刀片 - 55° 泛牙型

External 外徑

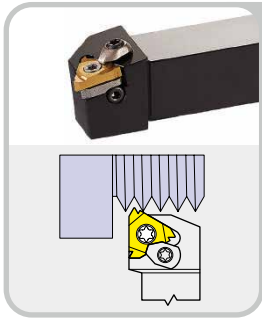


Order No. 訂購編碼	Designation	Pitch		Dimensions (mm)					Working Material					
		TP (mm)	TPI	d	l	r	x	y	P	M	K	N	S	H
I11ERA556025	11ERA55-CP6025	0.5 ~ 1.5	48 ~ 16	1/4"	11	0.05	0.8	0.9	●	●	●		○	○
I11ELA556025	11ELA55-CP6025	0.5 ~ 1.5	48 ~ 16	1/4"	11	0.05	0.8	0.9	●	●	●		○	○
I16ERA556025	16ERA55-CP6025	0.5 ~ 1.5	48 ~ 16	3/8"	16	0.05	0.8	0.9	●	●	●		○	○
I16ELA556025	16ELA55-CP6025	0.5 ~ 1.5	48 ~ 16	3/8"	16	0.05	0.8	0.9	●	●	●		○	○
I16ERAG556025	16ERAG55-CP6025	0.5 ~ 3.0	48 ~ 8	3/8"	16	0.05	1.2	1.7	●	●	●		○	○
I16ELAG556025	16ELAG55-CP6025	0.5 ~ 3.0	48 ~ 8	3/8"	16	0.05	1.2	1.7	●	●	●		○	○
I16ERG556025	16ERG55-CP6025	1.75 ~ 3.0	14 ~ 8	3/8"	16	0.17	1.2	1.7	●	●	●		○	○
I16ELG556025	16ELG55-CP6025	1.75 ~ 3.0	14 ~ 8	3/8"	16	0.17	1.2	1.7	●	●	●		○	○

Internal 內徑



Order No. 訂購編碼	Designation	Pitch		Dimensions (mm)					Working Material					
		TP (mm)	TPI	d	l	r	x	y	P	M	K	N	S	H
I11IRA556025	11IRA55-CP6025	0.5 ~ 1.5	48 ~ 16	1/4"	11	0.05	0.8	0.9	●	●	●		○	○
I11ILA556025	11ILA55-CP6025	0.5 ~ 1.5	48 ~ 16	1/4"	11	0.05	0.8	0.9	●	●	●		○	○
I16IRA556025	16IRA55-CP6025	0.5 ~ 1.5	48 ~ 16	3/8"	16	0.05	0.8	0.9	●	●	●		○	○
I16ILA556025	16ILA55-CP6025	0.5 ~ 1.5	48 ~ 16	3/8"	16	0.05	0.8	0.9	●	●	●		○	○
I16IRAG556025	16IRAG55-CP6025	0.5 ~ 3.0	48 ~ 8	3/8"	16	0.05	1.2	1.7	●	●	●		○	○
I16ILAG556025	16ILAG55-CP6025	0.5 ~ 3.0	48 ~ 8	3/8"	16	0.05	1.2	1.7	●	●	●		○	○
I16IRG556025	16IRG55-CP6025	1.75 ~ 3.0	14 ~ 8	3/8"	16	0.12	1.2	1.7	●	●	●		○	○
I16ILG556025	16ILG55-CP6025	1.75 ~ 3.0	14 ~ 8	3/8"	16	0.12	1.2	1.7	●	●	●		○	○



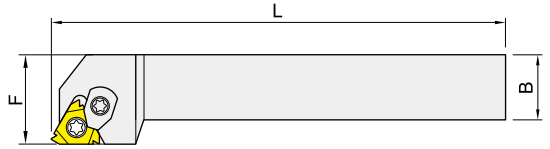
SE..CL



SER1010K16HC
SER1212K16HC



SER1216K16HC
SER1616K16HC



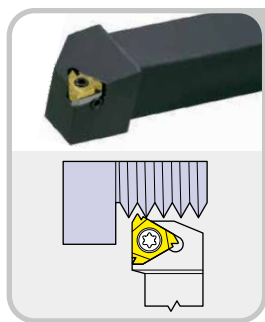
Right-hand shown

Order No. 訂購編碼	Dimensions (mm)				Insert	Spare parts
	H(H1)	B	L	F		
ISE ^R _L 1010K16HC	10	10	125	10	16ER 16EL	①
ISE ^R _L 1212K16HC	12	12	125	12		
ISE ^R _L 1216K16HC	12	16	125	16		
ISE ^R _L 1616K16HC	16	16	125	16		
ISE ^R _L 1616K16CL	16	16	125	20		②
ISE ^R _L 2020K16CL	20	20	125	25		
ISE ^R _L 2525M16CL	25	25	150	32		
ISE ^R _L 3232P16CL	32	32	170	40		

Spare parts	Screw 	Shim 	Screw 	Wrench 	Clamp 	Wrench
①	IMS3509A	-	-	-	-	ITK15
②	IMS3512A	IGXN16 or IGXE16	IHTM309	IPL25	IMC353V	ITK15

※ SER right hand tools shim is IGXE16, SEL left hand tools shim is IGXN16.

External Threading Tool Holders 外徑車牙刀桿




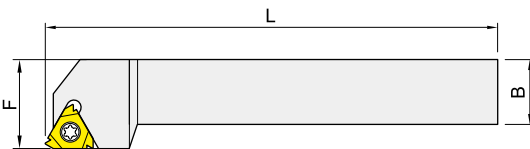
SE



SER1010K16
SER1212K16



SER1216K16
SER1616K16H



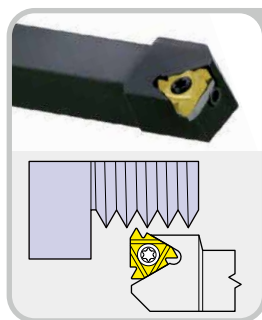
Right-hand shown

Order No. 訂購編碼	Dimensions (mm)				Insert	Spare parts
	H(H1)	B	L	F		
ISE ^R / _L 1216K16	12	16	125	16	16ER 16EL	①
ISE ^R / _L 1010K16H	10	10	125	10		
ISE ^R / _L 1212K16H	12	12	125	12		
ISE ^R / _L 1616K16H	16	16	125	16		②
ISE ^R / _L 1616K16	16	16	125	20		
ISE ^R / _L 2020K16	20	20	125	25		
ISE ^R / _L 2525M16	25	25	150	32		
ISE ^R / _L 3232P16	32	32	170	40		

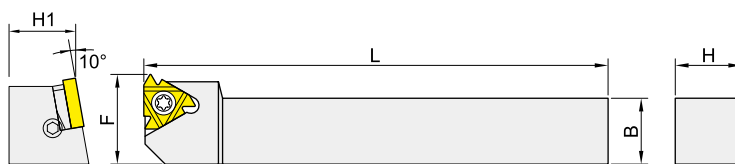
Spare parts	Screw 	Shim 	Screw 	Wrench 	Wrench
①	IMS3509A	-	-	-	ITK15
②	IMS3512A	IGXN16 or IGXE16	IHTM309	IPL25	ITK15

※ SER right hand tools shim is IGXE16, SEL left hand tools shim is IGXN16.

External Threading Tool Holders 外徑車牙刀桿



SKE



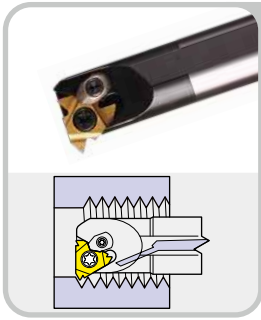
Right-hand shown

Order No. 訂購編碼	Dimensions (mm)				Insert	Spare parts
	H(H1)	B	L	F		
ISKE ^{R/L} 1212K16	12	12	125	18	16ER 16EL	①
ISKE ^{R/L} 1616K16	16	16	125	22		②
ISKE ^{R/L} 2020K16	20	20	125	27		
ISKE ^{R/L} 2525M16	25	25	150	34		

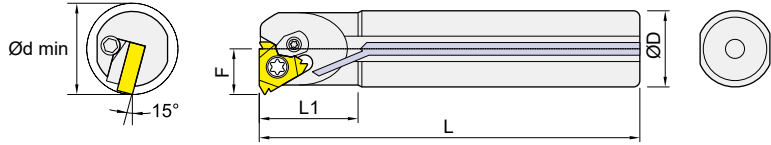
Spare parts	Screw 	Shim 	Screw 	Wrench 	Wrench
①	IMS3509A	-	-	-	ITK15
②	IMS3512A	IGXN16 or IGXE16	IHTM309	IPL25	ITK15

※ SKER right hand tools shim is IGXE16, SKEL left hand tools shim is IGXN16.

Turning



SN..CL

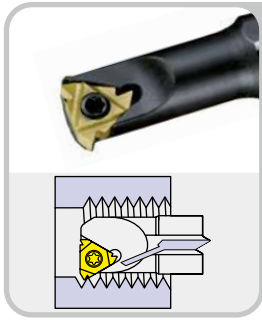


Right-hand shown

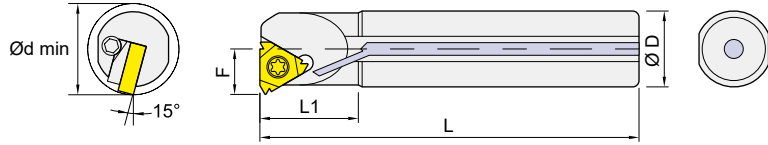
Order No. 訂購編碼	Dimensions (mm)					Coolant	Insert	Spare parts
	D	L	L1	F	d min			
ISN ^R / _L 0020R16CL	20	200	40	12	24		16IR 16IL	①
ISN ^R / _L 0025R16CL	25	200	45	14.5	29			
ISN ^R / _L 0032S16CL	32	250	45	18.5	36			
ISN ^R / _L A0020R16CL	20	200	40	12	24	●		
ISN ^R / _L A0025R16CL	25	200	45	14.5	29	●		
ISN ^R / _L A0032S16CL	32	250	45	18.5	36	●		

Spare parts	Screw 	Shim 	Screw 	Wrench 	Clamp 	Wrench
①	IMS3512A	IGXN16 or IGXE16	IHTM309	IPL25	IMC353V	ITK15

※ SNR right hand tools shim is IGXN16, SNL left hand tools shim is IGXE16.



SN



Right-hand shown

Order No. 訂購編碼	Dimensions (mm)					Coolant	Insert	Spare parts
	D	L	L1	F	d min			
ISN ^R / _L 0010K11S10	10	125	22	6.5	13		111R 111L	①
ISN ^R / _L 0012M11S12	12	150	26	8	16			
ISN ^R / _L A0010K11S10	10	125	22	6.5	13	●		
ISN ^R / _L A0012M11S12	12	150	26	8	16	●		
ISN ^R / _L 0016Q16	16	180	36	10	19		161R 161L	②
ISN ^R / _L 0020R16	20	200	40	12	24			③
ISN ^R / _L 0025R16	25	200	45	14.5	29			③
ISN ^R / _L 0032S16	32	250	45	18.5	36			②
ISN ^R / _L A0016Q16	16	180	36	10	19	●		②
ISN ^R / _L A0020R16	20	200	40	12	24	●		③
ISN ^R / _L A0025R16	25	200	45	14.5	29	●		③
ISN ^R / _L A0032S16	32	250	45	18.5	36	●		③

Spare parts	Screw 	Wrench 	Shim 	Screw 	Wrench
①	IMS2507G	ITK08	-	-	-
②	IMS3509A	ITK15	-	-	-
③	IMS3512A	ITK15	IGXN16 or IGXE16	IHTM309	IPL25

※ SNR right hand tools shim is IGXN16, SNL left hand tools shim is IGXE16.

Recommended Cutting Conditions 建議切削數據

Working Material	Vc (m/min)
Carbon Steel (HB85-225)	60 - 100 - 140
Stainless 300 Series	40 - 80 - 120
Cast Iron (HB140-220)	60 - 90 - 120
High Temperature Alloy	25 - 45 - 65
Hardened Steel	20 - 40 - 60

Threading Tools

車牙刀具

Depth of Cut And Number of Passes 切深與加工步數

ISO Metric 60° External 外徑

No. of Passes	Pitch (mm)															
	0.5	0.75	0.8	1.0	1.25	1.5	1.75	2.0	2.5	3.0	3.5	4.0	4.5	5.0	5.5	6.0
Radial infeed per pass (mm)																
1	0.102	0.178	0.178	0.178	0.178	0.229	0.229	0.254	0.279	0.279	0.330	0.330	0.381	0.406	0.432	0.457
2	0.102	0.152	0.152	0.178	0.178	0.203	0.203	0.229	0.254	0.254	0.305	0.330	0.330	0.381	0.406	0.432
3	0.076	0.102	0.127	0.127	0.152	0.178	0.152	0.178	0.203	0.203	0.254	0.254	0.279	0.330	0.330	0.356
4	0.076	0.076	0.076	0.102	0.127	0.152	0.152	0.152	0.178	0.178	0.203	0.229	0.229	0.279	0.279	0.305
5	0.356	0.508	0.533	0.076	0.102	0.127	0.127	0.152	0.152	0.178	0.178	0.229	0.229	0.229	0.229	0.279
6			0.660	0.076	0.076	0.102	0.127	0.127	0.152	0.178	0.178	0.203	0.229	0.229	0.229	0.229
7				0.813	0.965	0.102	0.102	0.127	0.127	0.152	0.152	0.178	0.203	0.203	0.203	0.229
8						0.076	0.076	0.102	0.127	0.152	0.152	0.178	0.178	0.178	0.178	0.203
9								1.143	1.270	0.102	0.127	0.152	0.152	0.178	0.178	0.203
10										0.076	0.102	0.127	0.127	0.152	0.178	0.178
11										1.600	0.102	0.102	0.127	0.152	0.152	0.178
12											0.076	0.076	0.127	0.127	0.152	0.152
13											1.880	2.210	0.102	0.127	0.127	0.152
14													0.076	0.102	0.102	0.127
15													2.515	2.819	3.124	0.127
16																0.102
																3.429
																3.734

Last pass equals total depth of thread.

ISO Metric 60° Internal 內徑

No. of Passes	Pitch (mm)															
	0.5	0.75	1.0	1.25	1.5	1.75	2.0	2.5	3.0	3.5	4.0	4.5	5.0	5.5	6.0	
Radial infeed per pass (mm)																
1	0.102	0.178	0.178	0.203	0.254	0.229	0.254	0.279	0.279	0.305	0.330	0.356	0.381	0.381	0.406	0.406
2	0.102	0.127	0.152	0.178	0.203	0.203	0.229	0.229	0.229	0.279	0.305	0.330	0.356	0.356	0.406	0.406
3	0.076	0.102	0.102	0.127	0.152	0.152	0.178	0.178	0.203	0.229	0.229	0.279	0.305	0.305	0.356	0.356
4	0.076	0.076	0.102	0.102	0.102	0.127	0.152	0.152	0.152	0.203	0.203	0.229	0.254	0.254	0.279	0.279
5	0.356	0.483	0.076	0.102	0.102	0.102	0.127	0.152	0.152	0.178	0.178	0.203	0.229	0.229	0.229	0.229
6			0.610	0.076	0.076	0.102	0.102	0.127	0.152	0.152	0.152	0.178	0.203	0.203	0.229	0.229
7				0.787	0.889	0.102	0.102	0.102	0.127	0.152	0.152	0.152	0.178	0.178	0.203	0.203
8						0.076	0.076	0.102	0.102	0.152	0.152	0.152	0.152	0.178	0.178	0.178
9						1.092	1.219	0.102	0.102	0.127	0.127	0.152	0.152	0.152	0.178	0.178
10								0.076	0.102	0.102	0.127	0.152	0.152	0.152	0.152	0.152
11								1.499	0.102	0.102	0.102	0.127	0.152	0.152	0.152	0.152
12									0.076	0.076	0.102	0.127	0.152	0.152	0.152	0.152
13									1.778	2.057	0.102	0.102	0.127	0.152	0.152	0.152
14											0.076	0.102	0.102	0.127	0.127	0.152
15											2.337	2.642	2.896	0.127	0.127	0.127
16															0.102	0.102
															3.200	3.454

Last pass equals total depth of thread.

Depth of Cut And Number of Passes 切深與加工步數

Unified(UN) 60° External 外徑

No. of Passes	TPI												
	32	28	24	20	18	16	14	13	12	11	10	9	8
	Radial infeed per pass (mm)												
1	0.178	0.178	0.178	0.203	0.229	0.229	0.229	0.254	0.279	0.279	0.279	0.279	0.305
2	0.152	0.152	0.178	0.178	0.203	0.203	0.229	0.229	0.229	0.254	0.229	0.229	0.254
3	0.127	0.127	0.152	0.152	0.152	0.152	0.178	0.178	0.203	0.203	0.203	0.203	0.229
4	0.076	0.102	0.127	0.127	0.152	0.152	0.152	0.152	0.152	0.178	0.178	0.178	0.178
5	0.533	0.076	0.076	0.102	0.127	0.127	0.127	0.152	0.152	0.152	0.152	0.152	0.178
6		0.635	0.711	0.076	0.076	0.102	0.102	0.127	0.152	0.152	0.152	0.152	0.152
7				0.838	0.940	0.076	0.102	0.102	0.127	0.127	0.152	0.152	0.152
8						1.041	0.076	0.076	0.076	0.102	0.127	0.127	0.152
9							1.194	1.270	1.372	0.076	0.102	0.127	0.127
10										1.499	0.076	0.102	0.127
11											1.651	0.076	0.102
12												1.778	0.076
13													2.032

Last pass equals total depth of thread.

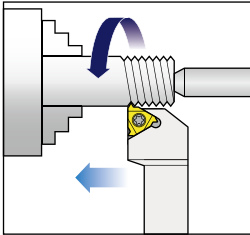
Unified(UN) 60° Internal 內徑

No. of Passes	TPI												
	32	28	24	20	18	16	14	13	12	11	10	9	8
	Radial infeed per pass (mm)												
1	0.178	0.178	0.178	0.203	0.229	0.229	0.229	0.254	0.279	0.279	0.279	0.279	0.305
2	0.152	0.152	0.152	0.178	0.178	0.178	0.203	0.229	0.229	0.229	0.229	0.229	0.279
3	0.102	0.102	0.152	0.127	0.152	0.152	0.152	0.152	0.178	0.178	0.152	0.178	0.203
4	0.076	0.102	0.102	0.102	0.127	0.127	0.152	0.152	0.152	0.152	0.152	0.152	0.178
5	0.508	0.076	0.076	0.102	0.102	0.102	0.102	0.127	0.127	0.152	0.152	0.152	0.152
6		0.610	0.660	0.076	0.076	0.102	0.102	0.102	0.102	0.127	0.127	0.152	0.152
7				0.787	0.864	0.076	0.102	0.102	0.102	0.102	0.102	0.127	0.127
8						0.940	0.076	0.076	0.076	0.102	0.102	0.102	0.102
9							1.118	1.194	1.245	0.076	0.102	0.102	0.102
10										1.397	0.076	0.102	0.102
11											1.499	0.076	0.102
12												1.651	0.076
13													1.880

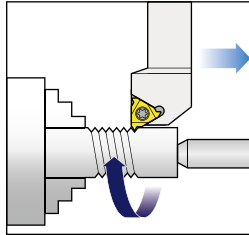
Last pass equals total depth of thread.

Thread Methods 進刀方法

External Right Hand Thread

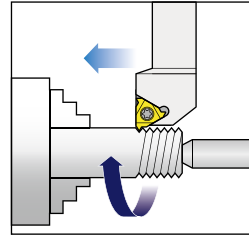


Spindle : Clockwise
Tool : right hand

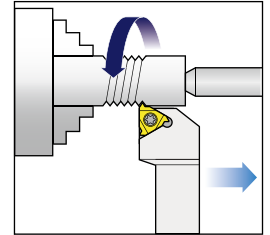


Spindle : Counterclockwise
Tool : left hand

External Left Hand Thread

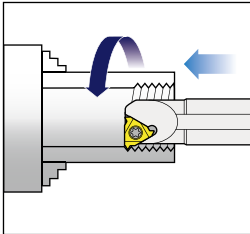


Spindle : Counterclockwise
Tool : left hand

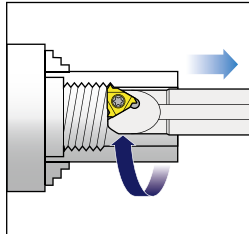


Spindle : Clockwise
Tool : right hand

Internal Right Hand Thread

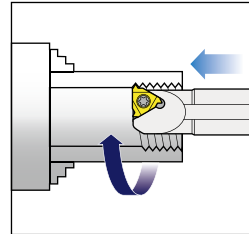


Spindle : Clockwise
Tool : right hand

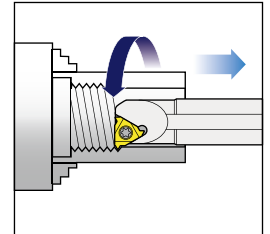


Spindle : Counterclockwise
Tool : left hand

Internal Left Hand Thread



Spindle : Counterclockwise
Tool : left hand



Spindle : Clockwise
Tool : right hand

Turning

Infeed Methods 螺紋加工方法

Infeed Methods	Features
<p>Radial Infeed</p>	<ul style="list-style-type: none"> • For pitches of less than 1.5mm or 16 T.P.I. • Most commonly used method on manual lathes. • Equal wear on leading and trailing edge. • Good surface finish on trailing edge. • Use on work hardening materials. • Use on short chipping materials.
<p>Modified Flank Infeed</p>	<ul style="list-style-type: none"> • For threads greater than 1.5mm or 16 T.P.I. • Reduced cutting pressure on larger pitches. • Reduced chatter. • Directs chip away from the cutting edge. • Displaced in-feed angle improves surface finish. • First choice for internal threading.
<p>Alternating Flank Infeed</p>	<ul style="list-style-type: none"> • Recommended for large pitches. • Recommended for long chipping materials. • Method divides the work between both flanks. • Results in equal wear. • Less cutting pressure. • Not available on all lathes.

DL Series Solid Carbide Mini Bars 迷你鎢鋼搪刀

- Suitable for small holes boring, internal grooving, face grooving and threading machining.
- Mini boring diameter 1.0mm.
- 適用於小孔徑之內部搪孔、開槽、端面開槽及螺紋加工
- 最小搪孔徑 1.0mm

→ Page C113

DE Series Solid Carbide Modular Bars 模組化鎢鋼搪刀


- Easy tool changeover and position repeatability ($\pm 0.05\text{mm}$).
- Double ended design for two different shank sizes.
- Mini boring diameter 1.0mm.
- 刀具更換更迅速，擁有優異的重複定位精度 ($\pm 0.05\text{mm}$)
- 雙端設計，可用於兩種不同柄徑尺寸刀具
- 最小搪孔徑 1.0mm

→ Page C122

ETU Series Solid Endmills 全鎢鋼銑刀 (短全長)

- Short total length design.
- Cutting dia. 1~12mm with 6mm shank dia. is suitable for automatic lathe.
- Sharp cutting edge produces an excellent surface finish.
- 短全長設計
- 刀具外徑 1~12mm, 刀柄尺寸 6mm 適用於自動車床
- 鋒利的切削刃可產生出色的表面光潔度

→ Page C131

ETW Series Carbide Slitting Saws 全鎢鋼小徑鋸片

- Suitable for small parts cutting off or slot machining.
- Saw arbor shank from $\text{Ø}6 \sim \text{Ø}10\text{mm}$.
- Carbide saw diameters from 15 ~ 30mm.
- 適用於小型零組件切斷或槽加工
- 提供鋸片軸心柄徑從 $\text{Ø}6 \sim \text{Ø}10\text{mm}$
- 鋸片尺寸由 15~30mm

→ Page C132

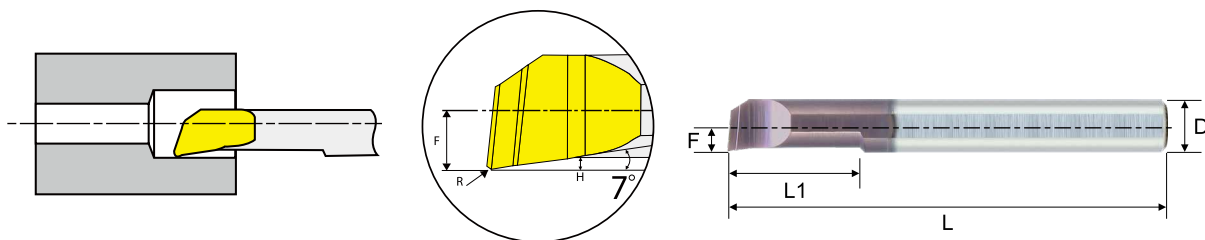
SAKG Series Indexable Turning Tools 多功能捨棄式車刀

- Back turning / Parting off / Profiling / Grooving / Threading for small to mid-sized parts.
- Insert is more stable on holder by two screw clamping.
- 適用於小型至中型零組件多功能車削 (後掃, 切斷, 切槽, 輪廓, 螺紋加工)
- 使用兩顆螺絲將刀片更穩定的固定至刀桿上

→ Page C136

DLBSR Carbide Mini Internal Boring Bars (7°)

迷你鎢鋼內徑搪刀 (7°)

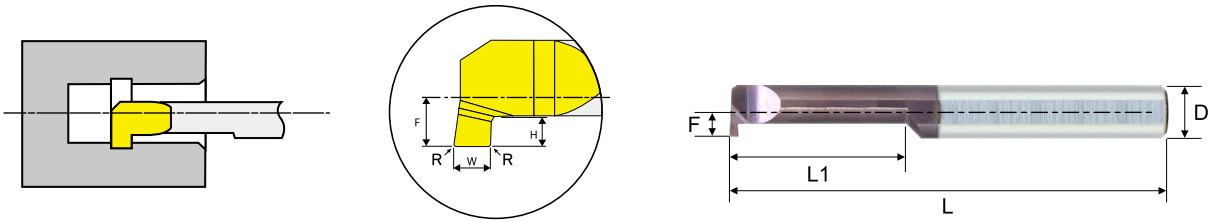


Order No. 訂購編碼	F	L1	L	R	D	H	Min. Bore Dia.
DLBSR08051507U	0.8	5	50	0.15	3	0.1	2.4
DLBSR08101507U	0.8	10	50	0.15	3	0.1	2.4
DLBSR13100507U	1.3	10	50	0.05	3	0.2	3.1
DLBSR13150507U	1.3	15	50	0.05	3	0.2	3.1
DLBSR13151007U	1.3	15	50	0.10	3	0.2	3.1
DLBSR13102007U	1.3	10	50	0.20	3	0.2	3.1
DLBSR13152007U	1.3	15	50	0.20	3	0.2	3.1
DLBSR17101007U	1.7	10	50	0.10	4	0.2	4.1
DLBSR17151007U	1.7	15	50	0.10	4	0.2	4.1
DLBSR17221007U	1.7	22	50	0.10	4	0.2	4.1
DLBSR17102007U	1.7	10	50	0.20	4	0.2	4.1
DLBSR17152007U	1.7	15	50	0.20	4	0.2	4.1
DLBSR17222007U	1.7	22	50	0.20	4	0.2	4.1
DLBSR21151007U	2.1	15	50	0.10	5	0.3	5.1
DLBSR21221007U	2.1	22	50	0.10	5	0.3	5.1
DLBSR21301007U	2.1	30	75	0.10	5	0.3	5.1
DLBSR21152007U	2.1	15	50	0.20	5	0.3	5.1
DLBSR21222007U	2.1	22	50	0.20	5	0.3	5.1
DLBSR21302007U	2.1	30	75	0.20	5	0.3	5.1
DLBSR28150507U	2.8	15	50	0.05	6	0.3	6.1
DLBSR28151007U	2.8	15	50	0.10	6	0.3	6.1
DLBSR28152007U	2.8	15	50	0.20	6	0.3	6.1
DLBSR28222007U	2.8	22	50	0.20	6	0.3	6.1
DLBSR28302007U	2.8	30	60	0.20	6	0.3	6.1

* For left hand tools specify DLBSL instead of DLBSR.

DLGSR Carbide Mini Internal Grooving Bars

迷你鎢鋼內徑開槽刀



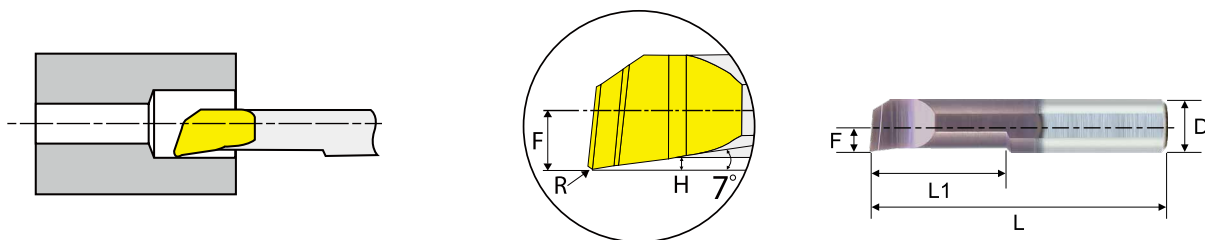
Order No. 訂購編碼	F	L1	L	W	R	D	H	Min. Bore Dia.
DLGSR17101010U	1.7	10	50	1.00	0.1	4	1.0	4.1
DLGSR17101510U	1.7	10	50	1.50	0.1	4	1.0	4.1
DLGSR23101012U	2.3	10	50	1.00	0.1	5	1.2	5.1
DLGSR23101512U	2.3	10	50	1.50	0.1	5	1.2	5.1
DLGSR23102012U	2.3	10	50	2.00	0.1	5	1.2	5.1
DLGSR28201014U	2.8	20	50	1.00	0.1	6	1.4	6.1
DLGSR28201514U	2.8	20	50	1.50	0.1	6	1.4	6.1
DLGSR28202014U	2.8	20	50	2.00	0.1	6	1.4	6.1
DLGSR38301022U	3.8	30	60	1.00	0.15	8	2.2	8.1
DLGSR38301522U	3.8	30	60	1.50	0.15	8	2.2	8.1
DLGSR38302022U	3.8	30	60	2.00	0.15	8	2.2	8.1

* For left hand tools specify DLGSL instead of DLGSR.

Turning

DEBSR Carbide Modular Internal Boring Bars (7°)

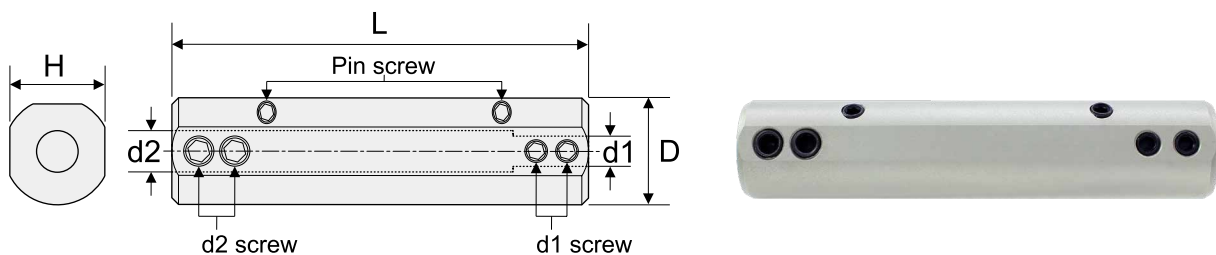
模組化鎢鋼內徑搪刀 (7°)









Order No. 訂購編碼	F	L1	L (±0.05mm)	R	D	H	Min. Bore Dia.
DEBSR08051507U	0.8	5	21.5	0.15	3	0.1	2.4
DEBSR08101507U	0.8	10	26.5	0.15	3	0.1	2.4
DEBSR13100507U	1.3	10	26.5	0.05	3	0.2	3.1
DEBSR13150507U	1.3	15	31.5	0.05	3	0.2	3.1
DEBSR13151007U	1.3	15	31.5	0.10	3	0.2	3.1
DEBSR13102007U	1.3	10	26.5	0.20	3	0.2	3.1
DEBSR13152007U	1.3	15	31.5	0.20	3	0.2	3.1
DEBSR17101007U	1.7	10	26.5	0.10	4	0.2	4.1
DEBSR17151007U	1.7	15	31.5	0.10	4	0.2	4.1
DEBSR17221007U	1.7	22	38.5	0.10	4	0.2	4.1
DEBSR17102007U	1.7	10	26.5	0.20	4	0.2	4.1
DEBSR17152007U	1.7	15	31.5	0.20	4	0.2	4.1
DEBSR17222007U	1.7	22	38.5	0.20	4	0.2	4.1
DEBSR21151007U	2.1	15	31.5	0.10	5	0.3	5.1
DEBSR21221007U	2.1	22	38.5	0.10	5	0.3	5.1
DEBSR21301007U	2.1	30	46.5	0.10	5	0.3	5.1
DEBSR21152007U	2.1	15	31.5	0.20	5	0.3	5.1
DEBSR21222007U	2.1	22	38.5	0.20	5	0.3	5.1
DEBSR21302007U	2.1	30	46.5	0.20	5	0.3	5.1
DEBSR28150507U	2.8	15	31.5	0.05	6	0.3	6.1
DEBSR28151007U	2.8	15	31.5	0.10	6	0.3	6.1
DEBSR28152007U	2.8	15	31.5	0.20	6	0.3	6.1
DEBSR28222007U	2.8	22	38.5	0.20	6	0.3	6.1
DEBSR28302007U	2.8	30	46.5	0.20	6	0.3	6.1

* For left hand tools specify DEBSL instead of DEBSR.

DES Carbide Modular Bars - Double Sizes Sleeves 模組化鎢鋼內徑搪刀雙柄套筒

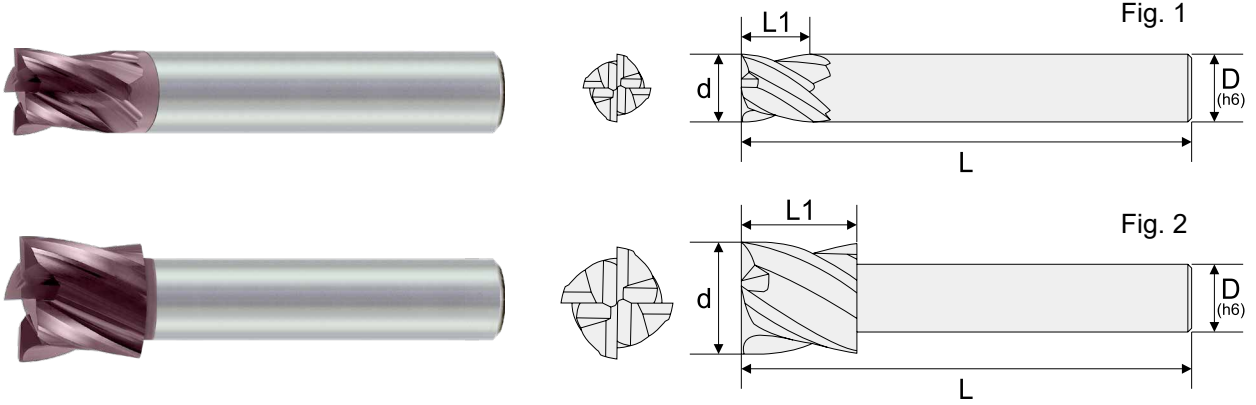


Order No. 訂購編碼	D	d1	d2	L	H	Spare parts
DES1635075	16	3	5	75	15	①
DES1646075	16	4	6	75	15	②

Spare parts	d1		d2		Pin	
	Screw 	Wrench 	Screw 	Wrench 	Screw 	Wrench 
①	ITHM405	IPL20	ITHM405	IPL20	ITTS412	IPL20
②	ITHM405	IPL20	ITHM505	IPL25	ITTS412	IPL20

ETU Series - Carbide Endmills (Short Total Length)

全鎢鋼銑刀 (短全長)

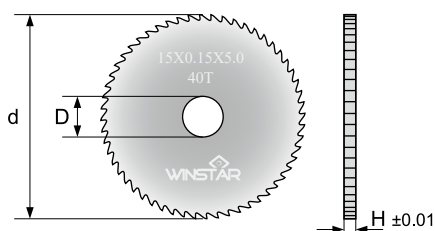


Order No. 訂購編碼	Dia (d)	CL (L1)	OAL (L)	Shank (D)	Flutes (F)	Coating	Fig
ETSSC401000U	1.0	1.0	40	6	4	UNICO	1
ETSSC401500U	1.5	1.5	40	6	4	UNICO	1
ETSSC402000U	2.0	2.0	40	6	4	UNICO	1
ETSSC402500U	2.5	2.5	40	6	4	UNICO	1
ETSSC403000U	3.0	3.0	40	6	4	UNICO	1
ETSSC404000U	4.0	4.0	40	6	4	UNICO	2
ETSSC405000U	5.0	5.0	40	6	4	UNICO	2
ETSSC406000U	6.0	6.0	40	6	4	UNICO	2
ETSSC408000U	8.0	8.0	40	6	4	UNICO	2
ETSSC410000U	10.0	10.0	40	6	4	UNICO	2
ETSSC412000U	12.0	10.0	40	6	4	UNICO	2

Turning

ETWSF Carbide Slitting Saws

全鎢鋼小徑鋸片

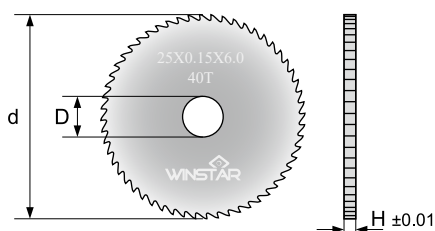


Order No. 訂購編碼	d	H	D	T
ETWSF04015015	15	0.15	5	40
ETWSF04015020	15	0.20	5	40
ETWSF04015025	15	0.25	5	40
ETWSF04015030	15	0.30	5	40
ETWSF04015040	15	0.40	5	40
ETWSF04015050	15	0.50	5	40
ETWSF04015060	15	0.60	5	40
ETWSF04015070	15	0.70	5	40
ETWSF04015080	15	0.80	5	40
ETWSF04015090	15	0.90	5	40
ETWSF04015100	15	1.00	5	40
ETWSF05020015	20	0.15	5	56
ETWSF05020020	20	0.20	5	56
ETWSF05020025	20	0.25	5	56
ETWSF05020030	20	0.30	5	56
ETWSF05020040	20	0.40	5	56
ETWSF05020050	20	0.50	5	56
ETWSF05020060	20	0.60	5	56
ETWSF05020070	20	0.70	5	56
ETWSF05020080	20	0.80	5	56
ETWSF05020090	20	0.90	5	56
ETWSF05020100	20	1.00	5	56
ETWSF05020120	20	1.20	5	56
ETWSF05020150	20	1.50	5	56

* Other diameters make to order.

ETWSF Carbide Slitting Saws

全鎢鋼小徑鋸片

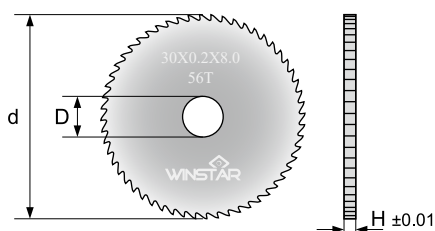


Order No. 訂購編碼	d	H	D	T
ETWSF04025015	25	0.15	6	40
ETWSF04025020	25	0.20	6	40
ETWSF04025025	25	0.25	6	40
ETWSF04025030	25	0.30	6	40
ETWSF04025040	25	0.40	6	40
ETWSF04025050	25	0.50	6	40
ETWSF04025060	25	0.60	6	40
ETWSF04025070	25	0.70	6	40
ETWSF04025080	25	0.80	6	40
ETWSF04025090	25	0.90	6	40
ETWSF04025100	25	1.00	6	40
ETWSF04025120	25	1.20	6	40
ETWSF04025150	25	1.50	6	40
ETWSF07025015	25	0.15	6	72
ETWSF07025020	25	0.20	6	72
ETWSF07025025	25	0.25	6	72
ETWSF07025030	25	0.30	6	72
ETWSF07025040	25	0.40	6	72
ETWSF07025050	25	0.50	6	72
ETWSF07025060	25	0.60	6	72
ETWSF07025070	25	0.70	6	72
ETWSF07025080	25	0.80	6	72
ETWSF07025090	25	0.90	6	72
ETWSF07025100	25	1.00	6	72
ETWSF07025120	25	1.20	6	72
ETWSF07025150	25	1.50	6	72

* Other diameters make to order.

ETWLF Carbide Slitting Saws

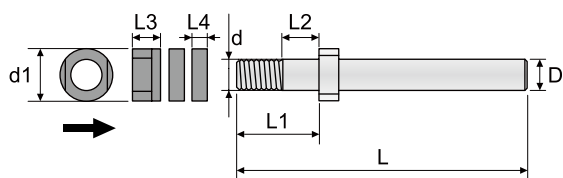
全鎢鋼小徑鋸片



Order No. 訂購編碼	d	H	D	T
ETWLF05030020	30	0.20	8	56
ETWLF05030025	30	0.25	8	56
ETWLF05030030	30	0.30	8	56
ETWLF05030040	30	0.40	8	56
ETWLF05030050	30	0.50	8	56
ETWLF05030060	30	0.60	8	56
ETWLF05030070	30	0.70	8	56
ETWLF05030080	30	0.80	8	56
ETWLF05030090	30	0.90	8	56
ETWLF05030100	30	1.00	8	56
ETWLF05030110	30	1.10	8	56
ETWLF05030120	30	1.20	8	56
ETWLF05030150	30	1.50	8	56
ETWLF05030200	30	2.00	8	56

* Other diameters make to order.

ETWSA Carbide Slitting Saws - Arbors 全鎢鋼小徑鋸片 - 軸心



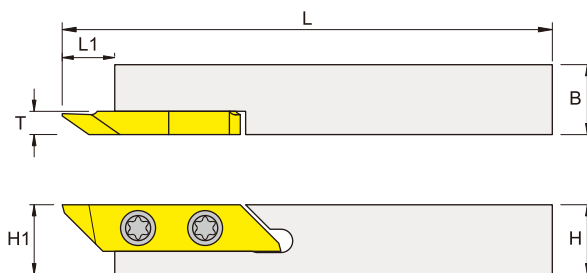
Order No. 訂購編碼	d	D	d1	L1	L2	L	L3	L4
ETWSA050065	5	6	10	12	5.2	50	5	3.0
ETWSA050076	5	7	13	16	7.5	60	8.8	4.0
ETWSA060065	6	6	10	12	5.2	50	5.1	3.2
ETWSA060076	6	7	13	16	7.5	60	8.8	4.0
ETWSA060106	6	10	16	11	5.2	60	5.5	1.5 / 3.0
ETWSA060109	6	10	13	16	7.5	90	8.2	4.2
ETWSA080106	8	10	13	16	7.5	60	7.5	4.2

Turning



Recommended Cutting Conditions 建議切削數據

Working Material	Carbon Steel (S35C,S45C,S50C)		Alloy Steel (SCM,SKT,SKD)		Stainless Steel (SUS304)		Cast Iron (FC,FCD)		Aluminum / Copper		Hardened Steel (SKT,SKD)	
	HRC	Vc	HRC	Vc	HRC	Vc	HRC	Vc	HRC	Vc	HRC	Vc
Hardness	HRC < 30		HRC 30 ~ 45		-		HRC < 30		-		HRC 45 ~ 55	
Vc	54 - 68 - 82 m/min		36 - 45 - 54 m/min		48 - 59 - 70 m/min		54 - 68 - 82 m/min		120 - 150 - 180 m/min		23 - 29 - 35 m/min	
Diameter (mm)	R.P.M	FEED (mm/min)	R.P.M	FEED (mm/min)	R.P.M	FEED (mm/min)	R.P.M	FEED (mm/min)	R.P.M	FEED (mm/min)	R.P.M	FEED (mm/min)
15	1450	220	950	150	1250	180	1450	220	3180	560	620	90
20	1080	240	720	160	940	200	1080	240	2390	580	460	100
25	860	260	570	170	750	220	860	260	1900	600	370	110
30	740	280	470	180	630	240	740	280	1590	620	310	120

Tool Holder Specifications 刀桿規格



Right-hand shown

Order No. 訂購編碼	Item Specification	Dimensions (mm)					Insert	Screw 	Wrench 
		H(H1)	B	L	L1	T			
ISAKGR1010K	SAKGR-1010K-374	10	10	125	9	4	SAK...	IMS3509A	ITK15
ISAKGL1010K	SAKGL-1010K-374	10	10	125	9	4			
ISAKGR1212K	SAKGR-1212K-374	12	12	125	9	4			
ISAKGL1212K	SAKGL-1212K-374	12	12	125	9	4			
ISAKGR1212M	SAKGR-1212M-374	12	12	150	9	4			
ISAKGL1212M	SAKGL-1212M-374	12	12	150	9	4			
ISAKGR1616M	SAKGR-1616M-374	16	16	150	9	4			
ISAKGL1616M	SAKGL-1616M-374	16	16	150	9	4			
ISAKGR2020K	SAKGR-2020K-374	20	20	125	9	4			
ISAKGL2020K	SAKGL-2020K-374	20	20	125	9	4			
ISAKGR2525M	SAKGR-2525M-374	25	25	150	9	4			
ISAKGL2525M	SAKGL-2525M-374	25	25	150	9	4			

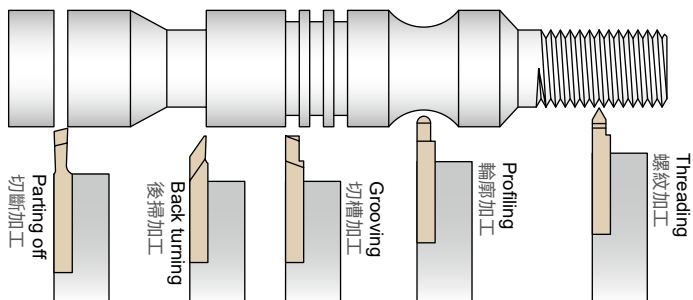
Recommended Cutting Conditions 建議切削數據

For Back turning, Parting off and Grooving

Working Material	Vc (m/min)	fr (mm/rev)
Carbon Steel / Alloy Steel	50 ~ 200	0.02 ~ 0.10
Stainless Steel	50 ~ 200	0.02 ~ 0.10
Cast Iron	50 ~ 200	0.02 ~ 0.10
Aluminum Alloy	200 ~ 300	0.05 ~ 0.15
High Temperature Alloy	80 ~ 120	0.03 ~ 0.07
Hardened Steel	80 ~ 120	0.03 ~ 0.07

SAKG Indexable Turning Inserts SAKG 多功能車刀片

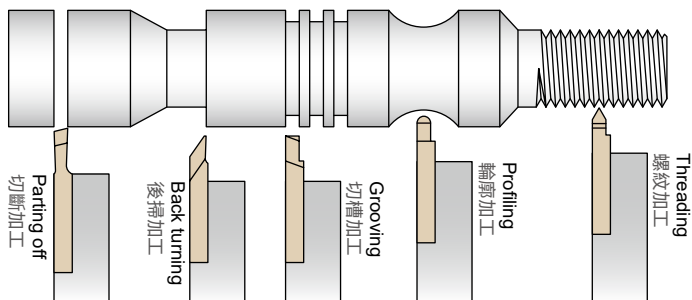
Insert Specifications 刀片規格



Inserts	Designation	Grade No.				Dimensions (mm)					Drawing
		CP6025				w	r	l	k	t	
<p>Back turning 後掃加工</p>	SAKBR20005	✓				2.0	-	5.0	35	0.5	
	SAKBR20015	✓				2.0	0.1	5.0	35	0.5	
	SAKBR20025	✓				2.0	0.2	5.0	35	0.5	
	SAKBR30015	✓				3.0	0.1	5.0	35	0.75	
	SAKBR30025	✓				3.0	0.2	5.0	35	0.75	
<p>Parting off 切斷加工</p>	SAKCR15018	✓				1.5	0.1	8.5	15	-	
	SAKCR20019	✓				2.0	0.1	9.0	15	-	
	SAKCR25019	✓				2.5	0.1	9.0	15	-	
	SAKCR30019	✓				3.0	0.1	9.0	15	-	

Turning

Insert Specifications 刀片規格



Inserts	Designation	Grade No.				Dimensions (mm)					Drawing
		CP6025				w	r	l	k	pitch	
<p>Grooving 切槽加工</p>	SAKGR10013	✓				1.0	0.1	3.0	-	-	
	SAKGR15013	✓				1.5	0.1	3.0	-	-	
	SAKGR15025	✓				1.5	0.2	5.0	-	-	
	SAKGR15027	✓				1.5	0.2	7.0	-	-	
	SAKGR20015	✓				2.0	0.1	5.0	-	-	
	SAKGR20025	✓				2.0	0.2	5.0	-	-	
	SAKGR20027	✓				2.0	0.2	7.0	-	-	
	SAKGR20029	✓				2.0	0.2	9.0	-	-	
	SAKGR25015	✓				2.5	0.1	5.0	-	-	
	SAKGR25025	✓				2.5	0.2	5.0	-	-	
	SAKGR25029	✓				2.5	0.2	9.0	-	-	
	SAKGR30015	✓				3.0	0.1	5.0	-	-	
	SAKGR30019	✓				3.0	0.1	9.0	-	-	
	SAKGR30025	✓				3.0	0.2	5.0	-	-	
	SAKGR30027	✓				3.0	0.2	7.0	-	-	
SAKGR30029	✓				3.0	0.2	9.0	-	-		
<p>Profiling 輪廓加工</p>	SAKPR10053	✓				1.0	0.5	3.0	-	-	
	SAKPR15075	✓				1.5	0.75	5.0	-	-	
	SAKPR20105	✓				2.0	1.0	5.0	-	-	
	SAKPR25125	✓				2.5	1.25	5.0	-	-	
	SAKPR30158	✓				3.0	1.5	8.0	-	-	
<p>Threading 螺紋加工</p>	SAKTR20655	✓				2.0	0.05	6.0	55	0.5~2	
	SAKTR30655	✓				3.0	0.1	6.0	55	1~3	
	SAKTR20660	✓				2.0	0.05	6.0	60	0.5~2	
	SAKTR30660	✓				3.0	0.1	6.0	60	1~3	

· Index	· 鑽削刀具索引	D002
· Selection Guide	· 選擇指南	D007
· Solid Carbide Drills	· 全鎢鋼鑽頭	D010
- DP High Performance · Universal	- DP 高效能鑽頭	D012
- DM High Performance · Exotic Material	- DM 高效能鑽頭 (難切削材用)...	D026
- DF High Performance · Flat Point	- DF 平底鑽頭	D029
- DA High Performance · Straight Flute	- DA 直刃鑽鉸刀	D031
- DG General Purpose	- DG 泛用鑽頭	D033
- DT Spotting	- DT 定位鑽頭	D036
- DC Centering	- DC 中心鑽頭	D039
· Indexable Drilling Tools	· 捨棄式鑽頭	D044
- DMU Modular Drills	- DMU 模組化鑽頭	D045
- DSP Indexable Drills	- DSP 捨棄式鑽頭	D049
- DWC Indexable Drills	- DWC 捨棄式鑽頭	D058
- DWD Indexable Drills	- DWD 捨棄式鑽頭	D067
- DTS Indexable Spotting Drills	- DTS 捨棄式定位鑽頭	D072
· Solid Carbide Reamers	· 全鎢鋼鉸刀	D078
- DRM Machine Reamer	- DRM 螺旋機械鉸刀	D079
- DRS Straight Flute Reamer	- DRS 直刃鉸刀	D080
· Indexable Boring Tools	· 捨棄式搪孔刀	D083
- DBP Finish Boring Heads	- DBP 精搪刀頭	D084
- DBR Rough Boring Heads	- DBR 粗搪刀頭	D085
- DBE Constant Diameter Extension	- DBE 等徑搪刀延長桿	D086
- DBBT Boring Taper Shanks	- DBBT 刀柄	D087
· Solid Carbide Taps	· 全鎢鋼絲攻	D088
- TFM Forming Tap	- TFM 無屑絲攻	D089
- TST Straight Fluted Tap	- TST 直刃絲攻	D090

Index 索引

Appearance 外觀	Name 名稱	Code No. 編碼	Diameter 外徑	Tip Angle 鑽尖	Coating 塗層	P	M	K	N	S	H	Page 頁碼
------------------	------------	----------------	----------------	-----------------	---------------	---	---	---	---	---	---	------------

DP Series High Performance · Universal Drills 高效能內冷及外冷全鎢鋼鑽頭

	Universal · Internal Coolant · 3D 高效能內冷鑽頭 · 3D	DPC3	Ø1.4~Ø20	140°	UNIX	●	●	●		●	○	D012
	Universal · Internal Coolant · 5D 高效能內冷鑽頭 · 5D	DPC5	Ø1.4~Ø20	140°	UNIX	●	●	●		●	○	D014
	Universal · Internal Coolant · 7D 高效能內冷鑽頭 · 7D	DPC7	Ø4~Ø16	140°	UNIX	●	●	●		●	○	D016
	Universal · Internal Coolant · 10D 高效能內冷鑽頭 · 10D	DPC9	Ø3~Ø12	135°	UNIX	●	●	●		●	○	D017
	Universal · Internal Coolant · 15D 高效能內冷鑽頭 · 15D	DPC9	Ø3~Ø16	135°	UNIX	●	●	●		●	○	D018
	Universal · Internal Coolant · 20D 高效能內冷鑽頭 · 20D	DPC9	Ø3~Ø10	135°	UNIX	●	●	●		●	○	D019
	Universal · Internal Coolant · 30D 高效能內冷鑽頭 · 30D	DPC9	Ø3~Ø6	135°	UNIX	●	●	●		●	○	D020
	Universal · External Coolant · 3D 高效能外冷鑽頭 · 3D	DPN3	Ø0.3~Ø20	140°	UNIX	●	●	●		●	○	D021
	Universal · External Coolant · 5D 高效能外冷鑽頭 · 5D	DPN5	Ø3~Ø20	140°	UNIX	●	●	●		●	○	D023
	Universal · Micro Hole · External Coolant · 10~50D 微小徑深孔鑽 · 10~50 倍深 (啄鑽專用)	DPN9	Ø0.1~Ø1	130°	UNIX	●	●	●		○	○	D025

DPT Series High Feed · 3F Drills 高進給3刃內冷全鎢鋼鑽頭

	High Feed · 3F · Internal Coolant · 3D 高進給3刃內冷鑽頭(鋼料及鑄鐵用) · 3D	DPTC3	Ø6~Ø16	140°	UNIX	●		●				D025-1
	High Feed · 3F · Internal Coolant · 5D 高進給3刃內冷鑽頭(鋼料及鑄鐵用) · 5D	DPTC5	Ø6~Ø16	140°	UNIX	●		●				D025-1

DM Series High Performance · Exotic Material Drills 高效能內冷及外冷全鎢鋼鑽頭(難切削材用)

	Exotic Material · Internal Coolant · 3D 高效能內冷鑽頭(難切削材用) · 3D	DMC3	Ø3.9~Ø20	140°	SINIX	●	●	●		●	○	D026
	Exotic Material · Internal Coolant · 5D 高效能內冷鑽頭(難切削材用) · 5D	DMC5	Ø3.4~Ø20	140°	SINIX	●	●	●		●	○	D027
	Exotic Material · External Coolant · 3D 高效能外冷鑽頭(難切削材用) · 3D	DMN3	Ø4~Ø18	140°	SINIX	●	●	●		●		D028

DN Series High Performance · Non-ferrous Material Drills 高效能內冷鑽頭(非鐵金屬用)

	for Non-ferrous Material · Internal Coolant · 5D 高效能內冷鑽頭(非鐵金屬用) · 5 倍深	DNC5	Ø3~Ø16	140°	NDLC					●		D028-1
--	---	------	--------	------	------	--	--	--	--	---	--	--------

DF Series Flat Drills 平底外冷鑽頭

	Flat · External Coolant · 3D 平底外冷鑽頭 · 3D	DFN3	Ø2.2~Ø20	0°	UNIX	●	○	●				D029
--	---	------	----------	----	------	---	---	---	--	--	--	------

DA Series Straight Flute Drills 直刃外冷全鎢鋼鑽鉸刀

	Straight flute · External Coolant · 3D 直刃外冷鑽鉸刀 · 3D	DAN	Ø4~Ø16	130°	UNIX	○		●	●			D031
	Straight flute · External Coolant · 5D 直刃外冷鑽鉸刀 · 5D	DAN	Ø4~Ø16	130°	UNIX	○		●	●			D032

Index 索引

Appearance 外觀	Name 名稱	Code No. 編碼	Diameter 外徑	Tip Angle 鑽尖	Coating 塗層	P	M	K	N	S	H	Page 頁碼
------------------	------------	----------------	----------------	-----------------	---------------	---	---	---	---	---	---	------------

DG Series General Purpose Drills 泛用外冷全鎢鋼鑽頭

	Universal · External Coolant · 3D 泛用外冷鑽頭 · 3D	DGN3	Ø2~Ø16	130°	UNICO	●	○	●				D033
	Universal · External Coolant · 5D 泛用外冷鑽頭 · 5D	DGN5	Ø5~Ø16	130°	UNICO	●	○	●				D035

DT Series Spotting Drills 定位外冷全鎢鋼鑽頭

	Spotting · External Coolant · Tip angle 90°&120° 定位外冷鑽頭 · 鑽尖 90° & 120°	DTN	Ø0.3~Ø16	90° & 120°	UNICO	●	●	●	○	●	●	D036
	Spotting · External Coolant · Tip angle 90° 定位外冷鑽頭 · 鑽尖 90°	DTN	Ø1.3~Ø16	90°	UNICO	●	●	●	○	○	●	D036
	Spotting · External Coolant · Tip angle 120° 定位外冷鑽頭 · 鑽尖 120°	DTN	Ø3~Ø16	120°	UNICO	●	●	●	○	●	●	D037
	Spotting · External Coolant · Tip angle 142° 定位外冷鑽頭 · 鑽尖 142°	DTN	Ø3~Ø16	142°	UNICO	●	●	●	○	●	●	D038

DC Series Center Drills 中心外冷全鎢鋼鑽頭

	Centering · External Coolant · Countersink angle 60° 中心外冷鑽頭 · 錐孔 60°	DCN	Ø1~Ø5	120°	UNICO	●	○	●				D039
	Centering · External Coolant · Countersink angle 90° 中心外冷鑽頭 · 錐孔 90°	DCN	Ø1~Ø5	120°	UNICO	●	○	●				D039

Appearance 外觀	Name 名稱	Diameter 外徑	Inserts 刀片	Page 頁碼
------------------	------------	----------------	---------------	------------

DMU Series Modular Drills 模組化鑽頭

	Modular Drills · 3D 模組化鑽頭 · 3D	Ø13~Ø25.4	DMUA..	D045
	Modular Drills · 5D 模組化鑽頭 · 5D	Ø13~Ø25.4	DMUA..	D045
	Modular Drills · 7D 模組化鑽頭 · 7D	Ø13~Ø25.4	DMUA..	D046
	Modular Drills · 10D 模組化鑽頭 · 10D	Ø13~Ø25.4	DMUA..	D046

DSP Series Indexable Drilling Tools 捨棄式鑽頭

	Indexable Drills · 2D 捨棄式鑽頭 · 2D	Ø12.5~Ø41	SPMG..	D049
	Indexable Drills · 3D 捨棄式鑽頭 · 3D	Ø12.5~Ø41	SPMG..	D051
	Indexable Drills · 4D 捨棄式鑽頭 · 4D	Ø12.5~Ø41	SPMG..	D053
	Indexable Drills · 5D 捨棄式鑽頭 · 5D	Ø13~Ø36	SPMG..	D055

Index 索引

Appearance 外觀	Name 名稱	Diameter 外徑	Inserts 刀片	Page 頁碼
------------------	------------	----------------	---------------	------------

DWC Series Indexable Drilling Tools 捨棄式鑽頭

	Indexable Drills · 2D 捨棄式鑽頭 · 2D	Ø14~Ø60	WCMT..	D058
	Indexable Drills · 3D 捨棄式鑽頭 · 3D	Ø14~Ø60	WCMT..	D060
	Indexable Drills · 4D 捨棄式鑽頭 · 4D	Ø14~Ø60	WCMT..	D062
	Indexable Drills · 5D 捨棄式鑽頭 · 5D	Ø16~Ø44	WCMT..	D064

DWD Series Indexable Drilling Tools 捨棄式鑽頭

	Indexable Drills · 3D (Single Flute) 捨棄式鑽頭 · 3D (單刃)	Ø8~Ø15	WDXT..	D067
	Indexable Drills · 3D 捨棄式鑽頭 · 3D	Ø13~Ø25	WDXT..	D067
	Indexable Drills · 4D 捨棄式鑽頭 · 4D	Ø13~Ø25	WDXT..	D068
	Indexable Drills · 5D 捨棄式鑽頭 · 5D	Ø13~Ø25	WDXT..	D069

Appearance 外觀	Name 名稱	Spotting Range 定位外徑範圍	Inserts 刀片	Page 頁碼
------------------	------------	--------------------------	---------------	------------

DTS Series Indexable Spotting Drills 捨棄式定位鑽頭

	DTS60 Indexable Spotting Drills 60° 定位鑽	Ø0.2~Ø3	DCEX11T3	D072
	DTS90 Indexable Spotting Drills 90° 定位鑽	Ø1~Ø5	SDMX05T1	D074
	DTS90 Indexable Spotting Drills 90° 定位鑽	Ø2~Ø11	SCGX09T3 / SCMX09T3	D074
	DTS90 Indexable Spotting Drills 90° 定位鑽	Ø3~Ø14	SDMX11T3	D074
	DTS90 Modular Spotting Drill Heads 90° 定位鑽刀頭	Ø2~Ø11	SCGX09T3 / SCMX09T3	D074
	DTS90 Indexable Spotting Drills 90° 定位鑽	Ø3~Ø20	TCMX16T3	D075

Index 索引

Appearance 外觀	Name 名稱	Code No. 編碼	Diameter 外徑	Tip Angle 鑽尖	Coating 塗層	P	M	K	N	S	H	Page 頁碼
------------------	------------	----------------	----------------	-----------------	---------------	---	---	---	---	---	---	------------

DR Series Solid Carbide Reamers 全鎢鋼鉸刀

	Left spiral flute · External Coolant 螺旋機械外冷鉸刀	DRMN	Ø2.99-Ø12.02	-	UNIX	●		●	●			D079
	Straight flute · Internal Coolant 直刀內冷鉸刀	DRSC	Ø3~Ø12	-	UNIX	●	○	●	●	○		D080
	Straight flute · External Coolant 直刀外冷鉸刀	DRSN	Ø2.99-Ø12.02	-	UNIX	●	○	●	●	○		D081

Appearance 外觀	Name 名稱	Boring Range 搪孔範圍	Inserts 刀片	Page 頁碼
------------------	------------	----------------------	---------------	------------

DB Series Indexable Boring Tools 捨棄式搪孔刀




	DBP - Finish Boring Head · Internal Coolant 捨棄式內冷單刃精搪刀	Ø20~Ø202	TC..09 / TC..11	D084
	DBR - Rough Boring Head · Internal Coolant 捨棄式內冷雙刃粗搪刀	Ø25~Ø204	CC..06 / CC..09 / SC..09 TC..11 / TC..16	D085
	DBEXC - Constant Diameter Extension 等徑搪刀延長桿	-	-	D086
	DBBT - Boring Taper Shank 捨棄式搪刀刀柄	-	-	D087

Appearance 外觀	Name 名稱	Code No. 編碼	Thread 螺紋規格	Coating 塗層	P	M	K	N	S	H	Page 頁碼
------------------	------------	----------------	----------------	---------------	---	---	---	---	---	---	------------

Solid Carbide Taps 全鎢鋼絲攻

	Forming Taps 全鎢鋼無屑絲攻	TFMN	M1~M6	-				●			D089
	Straight Fluted Taps 全鎢鋼直刃絲攻	TSTN	M4~M10	UNIX						●	D090

Coating 塗層


	UNICO	UNIX	SINIX
Coating Type 塗層類型			
Hardness(HV 0.05) 硬度	HV2800 ~ 3100	HV2800 ~ 3100	HV3500 ~ 3800
Friction Coefficient 摩擦係數	0.4 ~ 0.5	0.3 ~ 0.4	0.3 ~ 0.4
Working Temperature 加工溫度	800 ~ 900 °C	800 ~ 900 °C	1100 ~ 1200 °C
Coating Structure 塗層結構	Multi-layer	Multi-layer	Nano Multi-layer
Coating Elements 塗層元素	Al, Ti, Cr, N	Al, Ti, Cr, N	Al, Ti, Si, Cr, N

Grade 材質

Grade Type 刀片材質	Properties 屬性	Application 加工特性	Working Material 加工材質						Industry Area 產業應用範圍	Previous Grade 以前的材質
			P	M	K	N	S	H		
CX33TX (PVD)	<ul style="list-style-type: none"> Wear resistance Anti-corrosion 耐磨性 抗腐蝕 	<ul style="list-style-type: none"> Medium to roughing General machining For carbon steel & alloy steel is 1st recommended 適合中至粗加工 適合泛用加工 加工碳鋼 & 合金鋼為第一建議 	●	●	●	●	●	<ul style="list-style-type: none"> Mold & Die Automotive Machinery Aerospace 模具產業 汽車零件 機械零件 航太零件 	CX32HS	
CX43TX (PVD)	<ul style="list-style-type: none"> Tough substrate Anti-corrosion 韌性基材 抗腐蝕 	<ul style="list-style-type: none"> Medium to roughing Interrupted machining For stainless steel is 1st recommended 適合中至粗加工 適合斷續加工 加工不鏽鋼為第一建議 	●	●	●	●	●	<ul style="list-style-type: none"> Electronics Medical Aerospace 電子零件 醫療產業 航太零件 	—	

Selection Guide 選擇指南

P Steel 鋼

Application 應用	1st Recommendation 第一推薦	2nd Recommendation 第二推薦
Large Hole Drilling (Indexable) (Hole Tolerance : -0.1~+0.4) 大孔 (中至大孔, 捨棄式鑽頭)	DSP · SPMG-MG · CX33TX 	DWC · WCMT-MM · CX33TX 
Medium Hole Drilling (Modular) (Hole Tolerance : 0~+0.2) 中孔 (中至中大孔, 模組化鑽頭)	DMU · DMUA-SX · CX33TX 	—
Small Hole Drilling (Solid) (Hole Tolerance : 0~+0.1) 小孔 (小至中孔, 全鎢鋼鑽頭)	DPC / DPN · UNIX 	DMC / DMN · SINIX 

M Stainless Steel 不鏽鋼



Application 應用	1st Recommendation 第一推薦	2nd Recommendation 第二推薦
Large Hole Drilling (Indexable) (Hole Tolerance : -0.1~+0.4) 大孔 (中至大孔, 捨棄式鑽頭)	DWC · WCMT-SG · CX43TX 	DSP · SPMG-MG · CX43TX 
Medium Hole Drilling (Modular) (Hole Tolerance : 0~+0.2) 中孔 (中至中大孔, 模組化鑽頭)	DMU · DMUA-SX · CX33TX 	—
Small Hole Drilling (Solid) (Hole Tolerance : 0~+0.1) 小孔 (小至中孔, 全鎢鋼鑽頭)	DMC / DMN · SINIX 	DPC / DPN · UNIX 

Holemaking

K Cast Iron 鑄鐵

Application 應用	1st Recommendation 第一推薦	2nd Recommendation 第二推薦
Large Hole Drilling (Indexable) (Hole Tolerance : -0.1~+0.4) 大孔 (中至大孔, 捨棄式鑽頭)	DSP · SPMG-MG · CX33TX 	DWC · WCMT-MM · CX33TX 
Medium Hole Drilling (Modular) (Hole Tolerance : 0~+0.2) 中孔 (中至中大孔, 模組化鑽頭)	DMU · DMUA-SX · CX33TX 	—
Small Hole Drilling (Solid) (Hole Tolerance : 0~+0.1) 小孔 (小至中孔, 全鎢鋼鑽頭)	DPC / DPN · UNIX 	DMC / DMN · SINIX 



N Aluminum alloy & Brass 鋁合金與銅

Application 應用	1st Recommendation 第一推薦	2nd Recommendation 第二推薦
Large Hole Drilling (Indexable) (Hole Tolerance : -0.1~+0.4) 大孔 (中至大孔, 捨棄式鑽頭)	—	—
Medium Hole Drilling (Modular) (Hole Tolerance : 0~+0.2) 中孔 (中至中大孔, 模組化鑽頭)	—	—
Small Hole Drilling (Solid) (Hole Tolerance : 0~+0.1) 小孔 (小至中孔, 全鎢鋼鑽頭)	DMC · Uncoated 	DMN · Uncoated 

S High Temperature Alloy 高溫合金

Application 應用	1st Recommendation 第一推薦	2nd Recommendation 第二推薦
Large Hole Drilling (Indexable) (Hole Tolerance : -0.1~+0.4) 大孔 (中至大孔, 捨棄式鑽頭)	DWC · WCMT-SG · CX43TX 	DSP · SPMG-MG · CX43TX 
Medium Hole Drilling (Modular) (Hole Tolerance : 0~+0.2) 中孔 (中至中大孔, 模組化鑽頭)	DMU · DMUA-SX · CX33TX 	—
Small Hole Drilling (Solid) (Hole Tolerance : 0~+0.1) 小孔 (小至中孔, 全鎢鋼鑽頭)	DMC / DMN · SINIX 	DPC / DPN · UNIX 

H Hardened Steel 高硬度鋼

Application 應用	1st Recommendation 第一推薦	2nd Recommendation 第二推薦
Large Hole Drilling (Indexable) (Hole Tolerance : -0.1~+0.4) 大孔 (中至大孔, 捨棄式鑽頭)	DSP · SPMG-MG · CX33TX 	DWC · WCMT-MM · CX33TX 
Medium Hole Drilling (Modular) (Hole Tolerance : 0~+0.2) 中孔 (中至中大孔, 模組化鑽頭)	DMU · DMUA-SX · CX33TX 	—
Small Hole Drilling (Solid) (Hole Tolerance : 0~+0.1) 小孔 (小至中孔, 全鎢鋼鑽頭)	DPC · SINIX 	DPN · SINIX 

DP Series



- High performance for universal drilling.
- DPC 3D~30D drills with internal coolant.
- DPN 3D~50D drills with external coolant
- High rigidity geometry & UNIX smooth coating.
- 高效能泛用鑽孔用
- 3~30 倍徑內冷鑽
- 3~50 倍徑外冷鑽
- 高剛性及高鋁鈦平滑塗層

→ Page D012

DPT Series High Feed 3-Flutes Drill



- High feed for steel and cast iron drilling.
- 3F drills with internal coolant.
- 3D~5D drills & UNIX smooth coating.
- 高進給鑽孔，適用於鋼料與鑄鐵
- 3 刃內冷鑽
- 3、5 倍徑鑽孔深度及高鋁鈦平滑塗層

→ Page D025-1

DM Series



- High performance for exotic material drilling.
- 3D~5D drills with internal or external coolant.
- Sharp geometry & SINIX smooth coating.
- 高效能鑽頭，適用於難切削材
- 內冷 / 外冷鑽及 3、5 倍徑鑽孔深度
- 鋒利刀口及含矽平滑塗層

→ Page D026

DN Series Drill for Non-ferrous Material



- For non-ferrous material (aluminum, copper, etc.).
- DNC with internal coolant.
- 5D drills & NDLC coating.
- 適用於非鐵金屬 (鋁、銅等材質) 加工
- DNC 內冷鑽
- 5 倍徑鑽孔及彩鑽塗層

→ Page D028-1

DF Series



- High performance for non-flat drilling.
- 3D drills with external coolant.
- UNIX smooth coating.
- 高效能平底鑽 適用於斜面或曲面鑽孔
- 外冷鑽及 3 倍徑鑽孔深度
- 高鋁鈦平滑塗層

→ Page D029

DA Series



- High performance for drilling and reaming with straight flute.
- External coolant and 3D~5D drills.
- UNIX smooth coating.
- 高效能直刃鑽 鉸刀
- 外冷鑽及 3、5 倍徑鑽孔深度
- 高鋁鈦平滑塗層

→ Page D031

DG Series



- General purpose drilling.
- External coolant and 3D~5D drills.
- UNICO coating.
- 泛用鑽孔用
- 外冷鑽及 3、5 倍徑鑽孔深度
- 高鋁鈦塗層

→ Page D033

DT Series



- For spotting.
- Provide 90°, 120° and 142° tip angle.
- UNICO coating.
- 定位鑽孔用
- 提供 90°、120°及 142°鑽尖
- 高鋁鈦塗層

→ Page D036

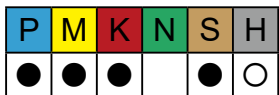
DC Series



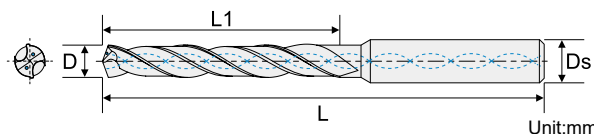
- For center drilling.
- Provide countersink angle 60°and 90°.
- UNICO coating.
- 中心鑽孔用
- 提供 60°及 90°埋頭孔
- 高鋁鈦塗層

→ Page D039

DPC - for Universal · Internal Coolant · 3D 高效能內冷鑽頭 · 3倍深



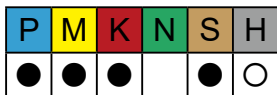
- 3×D Cutting Depth
- 140° SX Tip
- Double Margin
- New UNIX Smooth Coating
- h8 Tolerance



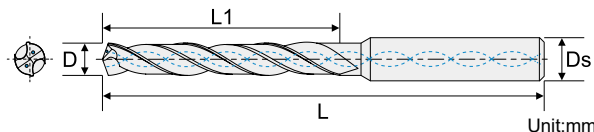
Order No. 訂購編碼	D	L1	L	Ds
DPC30140031UX	1.40	8	50	3
DPC30150031UX	1.50	10	50	3
DPC30160031UX	1.60	10	50	3
DPC30170031UX	1.70	10	50	3
DPC30180031UX	1.80	12	50	3
DPC30190031UX	1.90	12	50	3
DPC30200031UX	2.00	12	50	3
DPC30210031UX	2.10	12	50	3
DPC30220031UX	2.20	12	50	3
DPC30230031UX	2.30	14	50	3
DPC30240031UX	2.40	14	50	3
DPC30250031UX	2.50	16	50	3
DPC30260031UX	2.60	16	50	3
DPC30270031UX	2.70	16	50	3
DPC30280031UX	2.80	16	50	3
DPC30290031UX	2.90	16	50	3
DPC30300031UX	3.00	16	50	3
DPC30300034UX	3.00	20	60	4
DPC30310034UX	3.10	20	60	4
DPC30317034UX	3.17(1/8")	20	60	4
DPC30320034UX	3.20	20	60	4
DPC30330034UX	3.30	20	60	4
DPC30340034UX	3.40	20	60	4
DPC30350034UX	3.50	20	60	4
DPC30360034UX	3.60	20	60	4
DPC30370034UX	3.70	20	60	4
DPC30380034UX	3.80	24	60	4
DPC30390034UX	3.90	24	60	4
DPC30400030UX	4.00	24	66	6
DPC30410030UX	4.10	24	66	6
DPC30420030UX	4.20	24	66	6
DPC30430030UX	4.30	24	66	6
DPC30440030UX	4.40	24	66	6
DPC30450030UX	4.50	24	66	6
DPC30460030UX	4.60	24	66	6
DPC30465030UX	4.65(13/71")	24	66	6
DPC30470030UX	4.70	24	66	6
DPC30476030UX	4.76(3/16")	28	66	6
DPC30480030UX	4.80	28	66	6
DPC30490030UX	4.90	28	66	6
DPC30500030UX	5.00	28	66	6
DPC30510030UX	5.10	28	66	6
DPC30520030UX	5.20	28	66	6
DPC30530030UX	5.30	28	66	6
DPC30540030UX	5.40	28	66	6
DPC30550030UX	5.50	28	66	6
DPC30556030UX	5.56	28	66	6
DPC30560030UX	5.60	28	66	6

Order No. 訂購編碼	D	L1	L	Ds
DPC30570030UX	5.70	28	66	6
DPC30580030UX	5.80	28	66	6
DPC30590030UX	5.90	28	66	6
DPC30600030UX	6.00	28	66	6
DPC30610030UX	6.10	34	79	8
DPC30620030UX	6.20	34	79	8
DPC30630030UX	6.30	34	79	8
DPC30635030UX	6.35(1/4")	34	79	8
DPC30640030UX	6.40	34	79	8
DPC30650030UX	6.50	34	79	8
DPC30660030UX	6.60	34	79	8
DPC30670030UX	6.70	34	79	8
DPC30680030UX	6.80	34	79	8
DPC30690030UX	6.90	34	79	8
DPC30700030UX	7.00	34	79	8
DPC30710030UX	7.10	41	79	8
DPC30720030UX	7.20	41	79	8
DPC30730030UX	7.30	41	79	8
DPC30740030UX	7.40	41	79	8
DPC30750030UX	7.50	41	79	8
DPC30760030UX	7.60	41	79	8
DPC30770030UX	7.70	41	79	8
DPC30780030UX	7.80	41	79	8
DPC30790030UX	7.90	41	79	8
DPC30794030UX	7.94(5/16)	41	79	8
DPC30800030UX	8.00	41	79	8
DPC30810030UX	8.10	47	89	10
DPC30820030UX	8.20	47	89	10
DPC30830030UX	8.30	47	89	10
DPC30840030UX	8.40	47	89	10
DPC30850030UX	8.50	47	89	10
DPC30860030UX	8.60	47	89	10
DPC30870030UX	8.70	47	89	10
DPC30880030UX	8.80	47	89	10
DPC30890030UX	8.90	47	89	10
DPC30900030UX	9.00	47	89	10
DPC30910030UX	9.10	47	89	10
DPC30920030UX	9.20	47	89	10
DPC30925030UX	9.25(23/64")	47	89	10
DPC30930030UX	9.30	47	89	10
DPC30940030UX	9.40	47	89	10
DPC30950030UX	9.50	47	89	10
DPC30952030UX	9.52(3/8")	47	89	10
DPC30960030UX	9.60	47	89	10
DPC30970030UX	9.70	47	89	10
DPC30980030UX	9.80	47	89	10
DPC30990030UX	9.90	47	89	10
DPC31000030UX	10.00	47	89	10

DPC - for Universal · Internal Coolant · 3D 高效能內冷鑽頭 · 3倍深



- 3×D Cutting Depth
- 140° SX Tip
- Double Margin
- New UNIX Smooth Coating
- h8 Tolerance



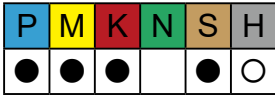
Order No. 訂購編碼	D	L1	L	Ds
DPC31010030UX	10.10	55	102	12
DPC31020030UX	10.20	55	102	12
DPC31030030UX	10.30	55	102	12
DPC31040030UX	10.40	55	102	12
DPC31050030UX	10.50	55	102	12
DPC31060030UX	10.60	55	102	12
DPC31070030UX	10.70	55	102	12
DPC31080030UX	10.80	55	102	12
DPC31090030UX	10.90	55	102	12
DPC31100030UX	11.00	55	102	12
DPC31110030UX	11.10	55	102	12
DPC31111030UX	11.11(7/16")	55	102	12
DPC31120030UX	11.20	55	102	12
DPC31130030UX	11.30	55	102	12
DPC31140030UX	11.40	55	102	12
DPC31150030UX	11.50	55	102	12
DPC31160030UX	11.60	55	102	12
DPC31170030UX	11.70	55	102	12
DPC31180030UX	11.80	55	102	12
DPC31190030UX	11.90	55	102	12
DPC31200030UX	12.00	55	102	12
DPC31210030UX	12.10	60	107	14
DPC31220030UX	12.20	60	107	14
DPC31230030UX	12.30	60	107	14
DPC31240030UX	12.40	60	107	14
DPC31250030UX	12.50	60	107	14
DPC31260030UX	12.60	60	107	14
DPC31270030UX	12.70(1/2")	60	107	14
DPC31280030UX	12.80	60	107	14
DPC31290030UX	12.90	60	107	14
DPC31300030UX	13.00	60	107	14
DPC31320030UX	13.20	60	107	14
DPC31330030UX	13.30	60	107	14
DPC31350030UX	13.50	60	107	14
DPC31370030UX	13.70	60	107	14
DPC31380030UX	13.80	60	107	14
DPC31400030UX	14.00	60	107	14
DPC31420030UX	14.20	65	115	16
DPC31429030UX	14.29(9/16")	65	115	16
DPC31430030UX	14.30	65	115	16
DPC31440030UX	14.40	65	115	16
DPC31450030UX	14.50	65	115	16
DPC31470030UX	14.70	65	115	16
DPC31500030UX	15.00	65	115	16
DPC31520030UX	15.20	65	115	16
DPC31550030UX	15.50	65	115	16
DPC31560030UX	15.60	65	115	16
DPC31570030UX	15.70	65	115	16

Order No. 訂購編碼	D	L1	L	Ds
DPC31580030UX	15.80	65	115	16
DPC31587030UX	15.87(5/8")	65	115	16
DPC31600030UX	16.00	65	115	16
DPC31650030UX	16.50	73	123	18
DPC31700030UX	17.00	73	123	18
DPC31750030UX	17.50	73	123	18
DPC31800030UX	18.00	73	123	18
DPC31850030UX	18.50	79	131	20
DPC31900030UX	19.00	79	131	20
DPC31905030UX	19.05(3/4")	79	131	20
DPC31950030UX	19.50	79	131	20
DPC32000030UX	20.00	79	131	20

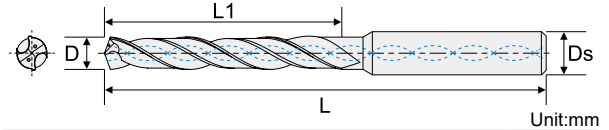
Holemaking

DPC - for Universal · Internal Coolant · 5D

高效能內冷鑽頭 · 5 倍深



- 5×D Cutting Depth
- 140° SX Tip
- Double Margin
- New UNIX Smooth Coating
- h8 Tolerance

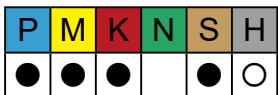


Order No. 訂購編碼	D	L1	L	Ds
DPC50140051UX	1.40	10	50	3
DPC50150051UX	1.50	12	50	3
DPC50160051UX	1.60	12	50	3
DPC50170051UX	1.70	12	50	3
DPC50180051UX	1.80	14	50	3
DPC50190051UX	1.90	14	50	3
DPC50200051UX	2.00	14	50	3
DPC50210051UX	2.10	16	50	3
DPC50220051UX	2.20	16	50	3
DPC50230051UX	2.30	18	50	3
DPC50240051UX	2.40	18	50	3
DPC50250051UX	2.50	20	60	3
DPC50260051UX	2.60	20	60	3
DPC50270051UX	2.70	20	60	3
DPC50280051UX	2.80	20	60	3
DPC50290051UX	2.90	22	60	3
DPC50300051UX	3.00	22	60	3
DPC50300054UX	3.00	28	60	4
DPC50317054UX	3.17(1/8")	28	60	4
DPC50325054UX	3.25	28	60	4
DPC50330054UX	3.30	28	60	4
DPC50340054UX	3.40	28	60	4
DPC50350054UX	3.50	28	60	4
DPC50360054UX	3.60	28	60	4
DPC50370054UX	3.70	28	60	4
DPC50380054UX	3.80	36	74	4
DPC50397054UX	3.97(5/32")	36	74	4
DPC50400050UX	4.00	36	74	6
DPC50410050UX	4.10	36	74	6
DPC50420050UX	4.20	36	74	6
DPC50430050UX	4.30	36	74	6
DPC50440050UX	4.40	36	74	6
DPC50450050UX	4.50	36	74	6
DPC50460050UX	4.60	36	74	6
DPC50465050UX	4.65(13/71")	36	74	6
DPC50470050UX	4.70	36	74	6
DPC50476050UX	4.76(3/16")	44	82	6
DPC50480050UX	4.80	44	82	6
DPC50490050UX	4.90	44	82	6
DPC50500050UX	5.00	44	82	6
DPC50510050UX	5.10	44	82	6
DPC50520050UX	5.20	44	82	6
DPC50530050UX	5.30	44	82	6
DPC50540050UX	5.40	44	82	6
DPC50550050UX	5.50	44	82	6
DPC50555050UX	5.55(7/32")	44	82	6
DPC50560050UX	5.60	44	82	6
DPC50570050UX	5.70	44	82	6

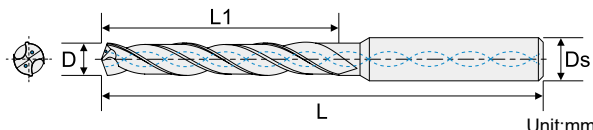
Order No. 訂購編碼	D	L1	L	Ds
DPC50580050UX	5.80	44	82	6
DPC50590050UX	5.90	44	82	6
DPC50600050UX	6.00	44	82	6
DPC50610050UX	6.10	53	91	8
DPC50620050UX	6.20	53	91	8
DPC50630050UX	6.30	53	91	8
DPC50635050UX	6.35(1/4")	53	91	8
DPC50640050UX	6.40	53	91	8
DPC50650050UX	6.50	53	91	8
DPC50660050UX	6.60	53	91	8
DPC50670050UX	6.70	53	91	8
DPC50680050UX	6.80	53	91	8
DPC50690050UX	6.90	53	91	8
DPC50700050UX	7.00	53	91	8
DPC50710050UX	7.10	53	91	8
DPC50720050UX	7.20	53	91	8
DPC50730050UX	7.30	53	91	8
DPC50740050UX	7.40	53	91	8
DPC50750050UX	7.50	53	91	8
DPC50760050UX	7.60	53	91	8
DPC50770050UX	7.70	53	91	8
DPC50780050UX	7.80	53	91	8
DPC50790050UX	7.90	53	91	8
DPC50794050UX	7.94(5/16")	53	91	8
DPC50800050UX	8.00	53	91	8
DPC50810050UX	8.10	61	103	10
DPC50820050UX	8.20	61	103	10
DPC50830050UX	8.30	61	103	10
DPC50840050UX	8.40	61	103	10
DPC50850050UX	8.50	61	103	10
DPC50860050UX	8.60	61	103	10
DPC50870050UX	8.70	61	103	10
DPC50880050UX	8.80	61	103	10
DPC50890050UX	8.90	61	103	10
DPC50900050UX	9.00	61	103	10
DPC50910050UX	9.10	61	103	10
DPC50920050UX	9.20	61	103	10
DPC50925050UX	9.25(23/64")	61	103	10
DPC50930050UX	9.30	61	103	10
DPC50940050UX	9.40	61	103	10
DPC50950050UX	9.50	61	103	10
DPC50952050UX	9.52(3/8")	61	103	10
DPC50960050UX	9.60	61	103	10
DPC50970050UX	9.70	61	103	10
DPC50980050UX	9.80	61	103	10
DPC50990050UX	9.90	61	103	10
DPC51000050UX	10.00	61	103	10
DPC51010050UX	10.10	71	118	12

Cutting conditions : Page D040

DPC - for Universal · Internal Coolant · 5D 高性能內冷鑽頭 · 5倍深



- 5×D Cutting Depth
- 140° SX Tip
- Double Margin
- New UNIX Smooth Coating
- h8 Tolerance

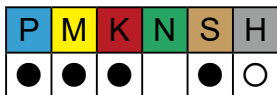


Order No. 訂購編碼	D	L1	L	Ds
DPC51020050UX	10.20	71	118	12
DPC51030050UX	10.30	71	118	12
DPC51040050UX	10.40	71	118	12
DPC51050050UX	10.50	71	118	12
DPC51060050UX	10.60	71	118	12
DPC51070050UX	10.70	71	118	12
DPC51080050UX	10.80	71	118	12
DPC51090050UX	10.90	71	118	12
DPC51100050UX	11.00	71	118	12
DPC51110050UX	11.10	71	118	12
DPC51111050UX	11.11(7/16")	71	118	12
DPC51120050UX	11.20	71	118	12
DPC51130050UX	11.30	71	118	12
DPC51140050UX	11.40	71	118	12
DPC51150050UX	11.50	71	118	12
DPC51160050UX	11.60	71	118	12
DPC51170050UX	11.70	71	118	12
DPC51180050UX	11.80	71	118	12
DPC51190050UX	11.90	71	118	12
DPC51200050UX	12.00	71	118	12
DPC51210050UX	12.10	77	124	14
DPC51220050UX	12.20	77	124	14
DPC51230050UX	12.30	77	124	14
DPC51240050UX	12.40	77	124	14
DPC51250050UX	12.50	77	124	14
DPC51260050UX	12.60	77	124	14
DPC51270050UX	12.70(1/2")	77	124	14
DPC51280050UX	12.80	77	124	14
DPC51290050UX	12.90	77	124	14
DPC51300050UX	13.00	77	124	14
DPC51310050UX	13.10	77	124	14
DPC51330050UX	13.30	77	124	14
DPC51340050UX	13.40	77	124	14
DPC51350050UX	13.50	77	124	14
DPC51360050UX	13.60	77	124	14
DPC51370050UX	13.70	77	124	14
DPC51380050UX	13.80	77	124	14
DPC51390050UX	13.90	77	124	14
DPC51400050UX	14.00	77	124	14
DPC51410050UX	14.10	83	133	16
DPC51420050UX	14.20	83	133	16
DPC51429050UX	14.29(9/16")	83	133	16
DPC51430050UX	14.30	83	133	16
DPC51440050UX	14.40	83	133	16
DPC51450050UX	14.50	83	133	16
DPC51460050UX	14.60	83	133	16
DPC51470050UX	14.70	83	133	16
DPC51480050UX	14.80	83	133	16

Order No. 訂購編碼	D	L1	L	Ds
DPC51490050UX	14.90	83	133	16
DPC51500050UX	15.00	83	133	16
DPC51510050UX	15.10	83	133	16
DPC51520050UX	15.20	83	133	16
DPC51530050UX	15.30	83	133	16
DPC51540050UX	15.40	83	133	16
DPC51550050UX	15.50	83	133	16
DPC51560050UX	15.60	83	133	16
DPC51570050UX	15.70	83	133	16
DPC51580050UX	15.80	83	133	16
DPC51587050UX	15.87(5/8")	83	133	16
DPC51590050UX	15.90	83	133	16
DPC51600050UX	16.00	83	133	16
DPC51650050UX	16.50	93	143	18
DPC51700050UX	17.00	93	143	18
DPC51750050UX	17.50	93	143	18
DPC51800050UX	18.00	93	143	18
DPC52000050UX	20.00	101	153	20

Holemaking

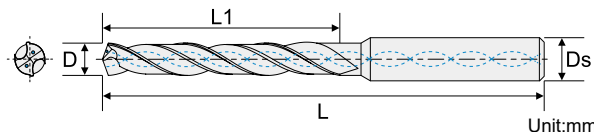
DPC - for Universal · Internal Coolant · 7D 高效能內冷鑽頭 · 7 倍深



- 7×D Cutting Depth
- 140° SX Tip
- Double Margin
- New UNIX Smooth Coating
- h8 Tolerance



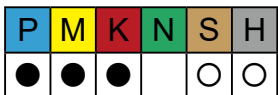
* Made to order 訂單式生產



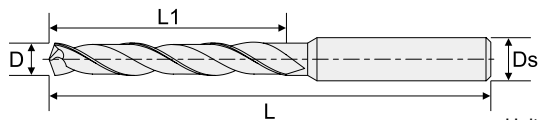
Order No. 訂購編碼	D	L1	L	Ds
DPC70400070UX	4.00	40	80	6
DPC70410070UX	4.10	40	80	6
DPC70420070UX	4.20	40	80	6
DPC70430070UX	4.30	45	80	6
DPC70440070UX	4.40	45	80	6
DPC70450070UX	4.50	45	80	6
DPC70460070UX	4.60	45	80	6
DPC70465070UX	4.65(13/71")	45	80	6
DPC70470070UX	4.70	45	80	6
DPC70480070UX	4.80	50	97	6
DPC70490070UX	4.90	50	97	6
DPC70500070UX	5.00	50	97	6
DPC70510070UX	5.10	50	97	6
DPC70520070UX	5.20	50	97	6
DPC70530070UX	5.30	50	97	6
DPC70540070UX	5.40	57	97	6
DPC70550070UX	5.50	57	97	6
DPC70570070UX	5.70	57	97	6
DPC70580070UX	5.80	57	97	6
DPC70590070UX	5.90	57	97	6
DPC70600070UX	6.00	57	97	6
DPC70620070UX	6.20	66	106	8
DPC70630070UX	6.30	66	106	8
DPC70635070UX	6.35(1/4")	66	106	8
DPC70650070UX	6.50	66	106	8
DPC70660070UX	6.60	66	106	8
DPC70670070UX	6.70	66	106	8
DPC70680070UX	6.80	66	106	8
DPC70690070UX	6.90	76	116	8
DPC70700070UX	7.00	76	116	8
DPC70710070UX	7.10	76	116	8
DPC70720070UX	7.20	76	116	8
DPC70750070UX	7.50	76	116	8
DPC70760070UX	7.60	76	116	8
DPC70770070UX	7.70	76	116	8
DPC70780070UX	7.80	76	116	8
DPC70800070UX	8.00	76	116	8
DPC70810070UX	8.10	87	131	10
DPC70820070UX	8.20	87	131	10
DPC70840070UX	8.40	87	131	10
DPC70850070UX	8.50	87	131	10
DPC70860070UX	8.60	87	131	10
DPC70870070UX	8.70	87	131	10
DPC70880070UX	8.80	87	131	10
DPC70890070UX	8.90	87	131	10
DPC70900070UX	9.00	95	139	10
DPC70910070UX	9.10	95	139	10
DPC70920070UX	9.20	95	139	10

Order No. 訂購編碼	D	L1	L	Ds
DPC70930070UX	9.30	95	139	10
DPC70940070UX	9.40	95	139	10
DPC70950070UX	9.50	95	139	10
DPC70952070UX	9.52	95	139	10
DPC70970070UX	9.70	95	139	10
DPC70980070UX	9.80	95	139	10
DPC71000070UX	10.00	95	139	10
DPC71020070UX	10.20	106	155	12
DPC71030070UX	10.30	106	155	12
DPC71050070UX	10.50	106	155	12
DPC71072070UX	10.72(27/64")	106	155	12
DPC71080070UX	10.80	106	155	12
DPC71100070UX	11.00	106	155	12
DPC71120070UX	11.20	114	155	12
DPC71150070UX	11.50	114	155	12
DPC71180070UX	11.80	114	155	12
DPC71200070UX	12.00	114	155	12
DPC71210070UX	12.10	133	182	14
DPC71220070UX	12.20	133	182	14
DPC71230070UX	12.30	133	182	14
DPC71250070UX	12.50	133	182	14
DPC71270070UX	12.70	133	182	14
DPC71300070UX	13.00	133	182	14
DPC71350070UX	13.50	133	182	14
DPC71400070UX	14.00	133	182	14
DPC71410070UX	14.10	152	200	16
DPC71420070UX	14.20	152	200	16
DPC71450070UX	14.50	152	200	16
DPC71500070UX	15.00	152	200	16
DPC71550070UX	15.50	152	200	16
DPC71587070UX	15.87	152	200	16
DPC71600070UX	16.00	152	200	16

DPN - for Universal · External Coolant · 3D 高效能外冷鑽頭 · 3倍深



- 3×D Cutting Depth
- SX Tip design, Tip Angle (D < 3 : 130°, D ≥ 3 : 140°)
- New UNIX Smooth Coating
- h8 Tolerance



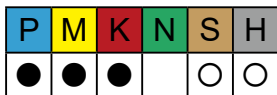
Unit:mm

Order No. 訂購編碼	D	L1	L	Ds
DPN30030033UX	0.30	2	38	3
DPN30050033UX	0.50	3	38	3
DPN30060033UX	0.60	3	38	3
DPN30070033UX	0.70	3	38	3
DPN30080033UX	0.80	4	38	3
DPN30090033UX	0.90	4	38	3
DPN30100033UX	1.00	4	38	3
DPN30110033UX	1.10	6	38	3
DPN30120033UX	1.20	6	38	3
DPN30130033UX	1.30	6	38	3
DPN30140033UX	1.40	6	38	3
DPN30150033UX	1.50	6	38	3
DPN30160033UX	1.60	8	38	3
DPN30170033UX	1.70	8	38	3
DPN30180033UX	1.80	10	50	3
DPN30190033UX	1.90	10	50	3
DPN30200033UX	2.00	10	50	3
DPN30210033UX	2.10	12	50	3
DPN30220033UX	2.20	12	50	3
DPN30230033UX	2.30	12	50	3
DPN30240033UX	2.40	12	50	3
DPN30250033UX	2.50	16	50	3
DPN30260033UX	2.60	16	50	3
DPN30270033UX	2.70	16	50	3
DPN30280033UX	2.80	16	50	3
DPN30290033UX	2.90	16	50	3
DPN30300034UX	3.00	20	60	4
DPN30310034UX	3.10	20	60	4
DPN30317034UX	3.17(1/8")	20	60	4
DPN30320034UX	3.20	20	60	4
DPN30325034UX	3.25(5/32")	20	60	4
DPN30330034UX	3.30	20	60	4
DPN30340034UX	3.40	20	60	4
DPN30350034UX	3.50	20	60	4
DPN30360034UX	3.60	20	60	4
DPN30370034UX	3.70	20	60	4
DPN30380034UX	3.80	24	60	4
DPN30390034UX	3.90	24	60	4
DPN30397034UX	3.97(5/32")	24	60	4
DPN30400034UX	4.00	24	60	4
DPN30300030UX	3.00	20	62	6
DPN30310030UX	3.10	20	62	6
DPN30317030UX	3.17(1/8")	20	62	6
DPN30320030UX	3.20	20	62	6
DPN30323030UX	3.23	20	62	6
DPN30325030UX	3.25(5/32")	20	62	6
DPN30330030UX	3.30	20	62	6
DPN30340030UX	3.40	20	62	6

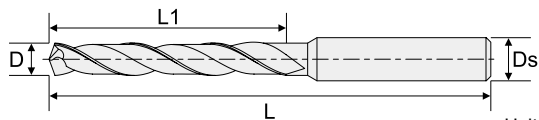
Order No. 訂購編碼	D	L1	L	Ds
DPN30350030UX	3.50	20	62	6
DPN30360030UX	3.60	20	62	6
DPN30370030UX	3.70	20	62	6
DPN30380030UX	3.80	24	66	6
DPN30390030UX	3.90	24	66	6
DPN30397030UX	3.97(5/32")	24	66	6
DPN30400030UX	4.00	24	66	6
DPN30410030UX	4.10	24	66	6
DPN30420030UX	4.20	24	66	6
DPN30430030UX	4.30	24	66	6
DPN30440030UX	4.40	24	66	6
DPN30450030UX	4.50	24	66	6
DPN30460030UX	4.60	24	66	6
DPN30465030UX	4.65(13/71")	24	66	6
DPN30470030UX	4.70	24	66	6
DPN30476030UX	4.76(3/16")	28	66	6
DPN30480030UX	4.80	28	66	6
DPN30490030UX	4.90	28	66	6
DPN30500030UX	5.00	28	66	6
DPN30510030UX	5.10	28	66	6
DPN30520030UX	5.20	28	66	6
DPN30530030UX	5.30	28	66	6
DPN30540030UX	5.40	28	66	6
DPN30550030UX	5.50	28	66	6
DPN30556030UX	5.56(7/32")	28	66	6
DPN30560030UX	5.60	28	66	6
DPN30570030UX	5.70	28	66	6
DPN30580030UX	5.80	28	66	6
DPN30590030UX	5.90	28	66	6
DPN30600030UX	6.00	28	66	6
DPN30610030UX	6.10	34	79	8
DPN30620030UX	6.20	34	79	8
DPN30630030UX	6.30	34	79	8
DPN30635030UX	6.35(1/4")	34	79	8
DPN30640030UX	6.40	34	79	8
DPN30650030UX	6.50	34	79	8
DPN30660030UX	6.60	34	79	8
DPN30670030UX	6.70	34	79	8
DPN30680030UX	6.80	34	79	8
DPN30690030UX	6.90	34	79	8
DPN30700030UX	7.00	34	79	8
DPN30710030UX	7.10	41	79	8
DPN30720030UX	7.20	41	79	8
DPN30730030UX	7.30	41	79	8
DPN30740030UX	7.40	41	79	8
DPN30750030UX	7.50	41	79	8
DPN30760030UX	7.60	41	79	8
DPN30770030UX	7.70	41	79	8

Holemaking

DPN - for Universal · External Coolant · 3D 高效能外冷鑽頭 · 3倍深



- 3×D Cutting Depth
- 140° SX Tip
- New UNIX Smooth Coating
- h8 Tolerance

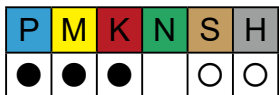


Unit:mm

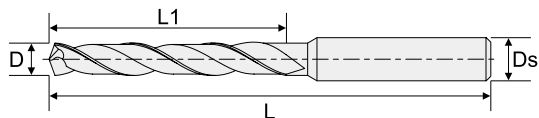
Order No. 訂購編碼	D	L1	L	Ds
DPN30780030UX	7.80	41	79	8
DPN30790030UX	7.90	41	79	8
DPN30794030UX	7.94(5/16")	41	79	8
DPN30800030UX	8.00	41	79	8
DPN30810030UX	8.10	47	89	10
DPN30820030UX	8.20	47	89	10
DPN30830030UX	8.30	47	89	10
DPN30840030UX	8.40	47	89	10
DPN30850030UX	8.50	47	89	10
DPN30860030UX	8.60	47	89	10
DPN30870030UX	8.70	47	89	10
DPN30880030UX	8.80	47	89	10
DPN30890030UX	8.90	47	89	10
DPN30900030UX	9.00	47	89	10
DPN30910030UX	9.10	47	89	10
DPN30920030UX	9.20	47	89	10
DPN30925030UX	9.25(23/64")	47	89	10
DPN30930030UX	9.30	47	89	10
DPN30940030UX	9.40	47	89	10
DPN30950030UX	9.50	47	89	10
DPN30952030UX	9.52(3/8")	47	89	10
DPN30960030UX	9.60	47	89	10
DPN30970030UX	9.70	47	89	10
DPN30980030UX	9.80	47	89	10
DPN30990030UX	9.90	47	89	10
DPN31000030UX	10.00	47	89	10
DPN31010030UX	10.10	55	102	12
DPN31020030UX	10.20	55	102	12
DPN31030030UX	10.30	55	102	12
DPN31040030UX	10.40	55	102	12
DPN31050030UX	10.50	55	102	12
DPN31060030UX	10.60	55	102	12
DPN31070030UX	10.70	55	102	12
DPN31080030UX	10.80	55	102	12
DPN31090030UX	10.90	55	102	12
DPN31100030UX	11.00	55	102	12
DPN31110030UX	11.10	55	102	12
DPN31111030UX	11.11(7/16")	55	102	12
DPN31120030UX	11.20	55	102	12
DPN31130030UX	11.30	55	102	12
DPN31140030UX	11.40	55	102	12
DPN31150030UX	11.50	55	102	12
DPN31160030UX	11.60	55	102	12
DPN31170030UX	11.70	55	102	12
DPN31180030UX	11.80	55	102	12
DPN31190030UX	11.90	55	102	12
DPN31200030UX	12.00	55	102	12
DPN31210030UX	12.10	60	107	14

Order No. 訂購編碼	D	L1	L	Ds
DPN31220030UX	12.20	60	107	14
DPN31230030UX	12.30	60	107	14
DPN31240030UX	12.40	60	107	14
DPN31250030UX	12.50	60	107	14
DPN31260030UX	12.60	60	107	14
DPN31270030UX	12.70(1/2")	60	107	14
DPN31280030UX	12.80	60	107	14
DPN31290030UX	12.90	60	107	14
DPN31300030UX	13.00	60	107	14
DPN31320030UX	13.20	60	107	14
DPN31330030UX	13.30	60	107	14
DPN31350030UX	13.50	60	107	14
DPN31370030UX	13.70	60	107	14
DPN31380030UX	13.80	60	107	14
DPN31400030UX	14.00	60	107	14
DPN31420030UX	14.20	65	115	16
DPN31429030UX	14.29(9/16")	65	115	16
DPN31430030UX	14.30	65	115	16
DPN31440030UX	14.40	65	115	16
DPN31450030UX	14.50	65	115	16
DPN31470030UX	14.70	65	115	16
DPN31500030UX	15.00	65	115	16
DPN31520030UX	15.20	65	115	16
DPN31550030UX	15.50	65	115	16
DPN31560030UX	15.60	65	115	16
DPN31570030UX	15.70	65	115	16
DPN31580030UX	15.80	65	115	16
DPN31587030UX	15.87(5/8")	65	115	16
DPN31600030UX	16.00	65	115	16
DPN31650030UX	16.50	73	123	18
DPN31700030UX	17.00	73	123	18
DPN31750030UX	17.50	73	123	18
DPN31800030UX	18.00	73	123	18
DPN31850030UX	18.50	79	131	20
DPN31900030UX	19.00	79	131	20
DPN31905030UX	19.05(3/4")	79	131	20
DPN31950030UX	19.50	79	131	20
DPN32000030UX	20.00	79	131	20

DPN - for Universal · External Coolant · 5D 高效能外冷鑽頭 · 5倍深



- 5×D Cutting Depth
- 140° SX Tip
- New UNIX Smooth Coating
- h8 Tolerance



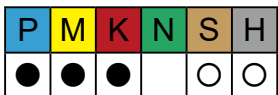
Unit:mm

Order No. 訂購編碼	D	L1	L	Ds
DPN50300050UX	3.00	28	66	6
DPN50317050UX	3.17(1/8")	28	66	6
DPN50325050UX	3.25	28	66	6
DPN50330050UX	3.30	28	66	6
DPN50340050UX	3.40	28	66	6
DPN50350050UX	3.50	28	66	6
DPN50357050UX	3.57	28	66	6
DPN50360050UX	3.60	28	66	6
DPN50370050UX	3.70	28	66	6
DPN50380050UX	3.80	36	74	6
DPN50390050UX	3.90	36	74	6
DPN50397050UX	3.97(5/32")	36	74	6
DPN50400050UX	4.00	36	74	6
DPN50410050UX	4.10	36	74	6
DPN50420050UX	4.20	36	74	6
DPN50430050UX	4.30	36	74	6
DPN50440050UX	4.40	36	74	6
DPN50450050UX	4.50	36	74	6
DPN50460050UX	4.60	36	74	6
DPN50465050UX	4.65(13/32")	36	74	6
DPN50470050UX	4.70	36	74	6
DPN50476050UX	4.76(3/16")	44	82	6
DPN50480050UX	4.80	44	82	6
DPN50490050UX	4.90	44	82	6
DPN50500050UX	5.00	44	82	6
DPN50510050UX	5.10	44	82	6
DPN50520050UX	5.20	44	82	6
DPN50530050UX	5.30	44	82	6
DPN50540050UX	5.40	44	82	6
DPN50550050UX	5.50	44	82	6
DPN50555050UX	5.55	44	82	6
DPN50556050UX	5.56(7/32")	44	82	6
DPN50560050UX	5.60	44	82	6
DPN50570050UX	5.70	44	82	6
DPN50580050UX	5.80	44	82	6
DPN50590050UX	5.90	44	82	6
DPN50600050UX	6.00	44	82	6
DPN50610050UX	6.10	53	91	8
DPN50620050UX	6.20	53	91	8
DPN50630050UX	6.30	53	91	8
DPN50635050UX	6.35(1/4")	53	91	8
DPN50640050UX	6.40	53	91	8
DPN50650050UX	6.50	53	91	8
DPN50660050UX	6.60	53	91	8
DPN50670050UX	6.70	53	91	8
DPN50680050UX	6.80	53	91	8
DPN50690050UX	6.90	53	91	8
DPN50700050UX	7.00	53	91	8

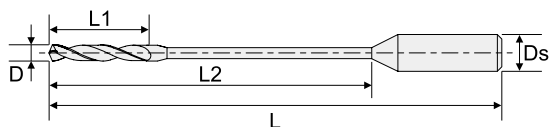
Order No. 訂購編碼	D	L1	L	Ds
DPN50710050UX	7.10	53	91	8
DPN50720050UX	7.20	53	91	8
DPN50730050UX	7.30	53	91	8
DPN50740050UX	7.40	53	91	8
DPN50750050UX	7.50	53	91	8
DPN50760050UX	7.60	53	91	8
DPN50770050UX	7.70	53	91	8
DPN50780050UX	7.80	53	91	8
DPN50790050UX	7.90	53	91	8
DPN50794050UX	7.94(5/16")	53	91	8
DPN50800050UX	8.00	53	91	8
DPN50810050UX	8.10	61	103	10
DPN50820050UX	8.20	61	103	10
DPN50830050UX	8.30	61	103	10
DPN50840050UX	8.40	61	103	10
DPN50850050UX	8.50	61	103	10
DPN50860050UX	8.60	61	103	10
DPN50870050UX	8.70	61	103	10
DPN50880050UX	8.80	61	103	10
DPN50890050UX	8.90	61	103	10
DPN50900050UX	9.00	61	103	10
DPN50910050UX	9.10	61	103	10
DPN50920050UX	9.20	61	103	10
DPN50925050UX	9.25(23/64")	61	103	10
DPN50930050UX	9.30	61	103	10
DPN50940050UX	9.40	61	103	10
DPN50950050UX	9.50	61	103	10
DPN50952050UX	9.52(3/8")	61	103	10
DPN50960050UX	9.60	61	103	10
DPN50970050UX	9.70	61	103	10
DPN50980050UX	9.80	61	103	10
DPN50990050UX	9.90	61	103	10
DPN51000050UX	10.00	61	103	10
DPN51010050UX	10.10	71	118	12
DPN51020050UX	10.20	71	118	12
DPN51030050UX	10.30	71	118	12
DPN51040050UX	10.40	71	118	12
DPN51050050UX	10.50	71	118	12
DPN51060050UX	10.60	71	118	12
DPN51070050UX	10.70	71	118	12
DPN51080050UX	10.80	71	118	12
DPN51090050UX	10.90	71	118	12
DPN51100050UX	11.00	71	118	12
DPN51110050UX	11.10	71	118	12
DPN5111050UX	11.11(7/16")	71	118	12
DPN51120050UX	11.20	71	118	12
DPN51130050UX	11.30	71	118	12
DPN51140050UX	11.40	71	118	12

Holemaking

DPN - for Universal · Micro Hole · External Coolant · 10D~50D 微小徑深孔鑽 · 10~50 倍深 (啄鑽專用)



- 10~50D for Peck drilling · 130° Tip Angle · h8 Tolerance
- New UNIX Smooth Coating



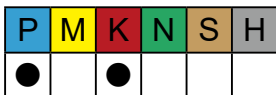
$LD = L2 / D$

Unit:mm

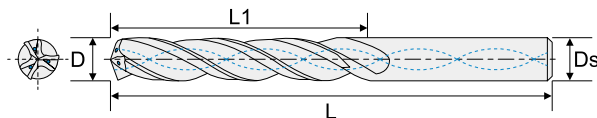
Order No. 訂購編碼	D	L1	L2	LD	L	Ds
DPN90010104UX	0.10	0.5	1	10	50	4
DPN90010304UX	0.10	0.5	3	30	50	4
DPN90010504UX	0.10	0.5	5	50	50	4
DPN90015104UX	0.15	0.75	1.5	10	50	4
DPN90015304UX	0.15	0.75	4.5	30	50	4
DPN90015504UX	0.15	0.75	7.5	50	50	4
DPN90020104UX	0.20	1	2	10	50	4
DPN90020304UX	0.20	1	6	30	50	4
DPN90020504UX	0.20	1	10	50	50	4
DPN90030104UX	0.30	1.5	3	10	50	4
DPN90030304UX	0.30	1.5	9	30	50	4
DPN90030504UX	0.30	1.5	15	50	50	4
DPN90040104UX	0.40	2	4	10	50	4
DPN90040304UX	0.40	2	12	30	50	4
DPN90040504UX	0.40	2	20	50	50	4
DPN90050104UX	0.50	2.5	5	10	50	4
DPN90050304UX	0.50	2.5	15	30	50	4
DPN90050504UX	0.50	2.5	25	50	60	4
DPN90060104UX	0.60	3	6	10	60	4
DPN90060304UX	0.60	3	18	30	60	4
DPN90060504UX	0.60	3	30	50	75	4
DPN90070104UX	0.70	3.5	7	10	60	4
DPN90070304UX	0.70	3.5	21	30	60	4
DPN90070504UX	0.70	3.5	35	50	75	4
DPN90080104UX	0.80	4	8	10	60	4
DPN90080304UX	0.80	4	24	30	75	4
DPN90080504UX	0.80	4	40	50	75	4
DPN90090104UX	0.90	4.5	9	10	60	4
DPN90090304UX	0.90	4.5	27	30	60	4
DPN90090504UX	0.90	4.5	45	50	75	4
DPN90100104UX	1.00	5	10	10	75	4
DPN90100304UX	1.00	5	30	30	75	4
DPN90100504UX	1.00	5	50	50	100	4
DPN90110104UX	1.10	5.5	11	10	75	4
DPN90110304UX	1.10	5.5	33	30	75	4
DPN90110504UX	1.10	5.5	55	50	100	4
DPN90120104UX	1.20	6	12	10	75	4
DPN90120304UX	1.20	6	36	30	75	4
DPN90120504UX	1.20	6	60	50	100	4
DPN90130104UX	1.30	6.5	13	10	75	4
DPN90130304UX	1.30	6.5	39	30	75	4
DPN90130504UX	1.30	6.5	65	50	100	4

Holemaking

DPTC - High Feed · 3F · Internal Coolant 高進給 3 刃內冷鑽頭 (鋼料及鑄鐵用)



- 3 Flute Design
- 140° SU Tip
- Single Margin
- New UNIX Smooth Coating
- h8 Tolerance



3D 3 倍深

5D 5 倍深

Unit:mm

Order No. 訂購編碼	D	L1	L	Ds
DPTC30600030UX	6.00	28	66	6
DPTC30635030UX	6.35(1/4")	34	79	8
DPTC30650030UX	6.50	34	79	8
DPTC30680030UX	6.80	34	79	8
DPTC30700030UX	7.00	34	79	8
DPTC30794030UX	7.94(5/16)	41	79	8
DPTC30800030UX	8.00	41	79	8
DPTC30850030UX	8.50	47	89	10
DPTC30860030UX	8.60	47	89	10
DPTC30880030UX	8.80	47	89	10
DPTC30900030UX	9.00	47	89	10
DPTC30950030UX	9.50	47	89	10
DPTC30952030UX	9.52(3/8")	47	89	10
DPTC31000030UX	10.00	47	89	10
DPTC31020030UX	10.20	55	102	12
DPTC31030030UX	10.30	55	102	12
DPTC31100030UX	11.00	55	102	12
DPTC31140030UX	11.40	55	102	12
DPTC31150030UX	11.50	55	102	12
DPTC31200030UX	12.00	55	102	12
DPTC31250030UX	12.50	60	107	14
DPTC31270030UX	12.70(1/2")	60	107	14
DPTC31300030UX	13.00	60	107	14
DPTC31400030UX	14.00	60	107	14
DPTC31587030UX	15.87(5/8")	65	115	16
DPTC31600030UX	16.00	65	115	16

Order No. 訂購編碼	D	L1	L	Ds
DPTC50600050UX	6.00	44	82	6
DPTC50635050UX	6.35(1/4")	53	91	8
DPTC50650050UX	6.50	53	91	8
DPTC50680050UX	6.80	53	91	8
DPTC50700050UX	7.00	53	91	8
DPTC50794050UX	7.94(5/16")	53	91	8
DPTC50800050UX	8.00	53	91	8
DPTC50850050UX	8.50	61	103	10
DPTC50860050UX	8.60	61	103	10
DPTC50880050UX	8.80	61	103	10
DPTC50900050UX	9.00	61	103	10
DPTC50950050UX	9.50	61	103	10
DPTC50952050UX	9.52(3/8")	61	103	10
DPTC51000050UX	10.00	61	103	10
DPTC51020050UX	10.20	71	118	12
DPTC51030050UX	10.30	71	118	12
DPTC51100050UX	11.00	71	118	12
DPTC51140050UX	11.40	71	118	12
DPTC51150050UX	11.50	71	118	12
DPTC51200050UX	12.00	71	118	12
DPTC51270050UX	12.70(1/2")	77	124	14
DPTC51250050UX	12.50	77	124	14
DPTC51300050UX	13.00	77	124	14
DPTC51400050UX	14.00	77	124	14
DPTC51587050UX	15.87(5/8")	83	133	16
DPTC51600050UX	16.00	83	133	16

Holemaking

Recommended Cutting Conditions 建議切削數據

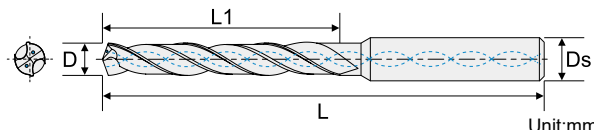
Min. - Suggestion - Max.
下限 - 推薦 - 上限

Work Material	Vc (m/min)	fr (mm/rev)		Vc (m/min)	fr (mm/rev)		Vc (m/min)	fr (mm/rev)	
		Ø6mm	Ø8mm		Ø10mm	Ø12mm		Ø14mm	Ø16mm
P Carbon Steel 碳鋼 (180 ~ 280HB)	70-90-110	0.18-0.24-0.30	0.24-0.32-0.40	80-100-120	0.30-0.40-0.50	0.36-0.48-0.60	90-110-130	0.42-0.56-0.70	0.48-0.64-0.80
K Cast Iron 鑄鐵 (< 350Mpa)	70-90-110	0.18-0.24-0.30	0.24-0.32-0.40	80-100-120	0.30-0.40-0.50	0.36-0.48-0.60	90-110-130	0.42-0.56-0.70	0.48-0.64-0.80

DMC - for Exotic Material · Internal Coolant · 3D 高效能內冷鑽頭 (難切削材用) · 3倍深



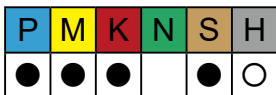
- 3×D Cutting Depth
- 140° NR Tip
- Double Margin
- New SINIX Smooth Coating
- h8 Tolerance



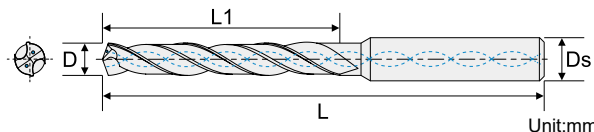
Order No. 訂購編碼	D	L1	L	Ds
DMC30390034SX	3.90	24	66	4
DMC30400030SX	4.00	24	66	6
DMC30410030SX	4.10	24	66	6
DMC30420030SX	4.20	24	66	6
DMC30430030SX	4.30	24	66	6
DMC30440030SX	4.40	24	66	6
DMC30450030SX	4.50	24	66	6
DMC30460030SX	4.60	24	66	6
DMC30465030SX	4.65	24	66	6
DMC30470030SX	4.70	24	66	6
DMC30476030SX	4.76(3/16")	24	66	6
DMC30480030SX	4.80	28	66	6
DMC30490030SX	4.90	28	66	6
DMC30500030SX	5.00	28	66	6
DMC30510030SX	5.10	28	66	6
DMC30520030SX	5.20	28	66	6
DMC30530030SX	5.30	28	66	6
DMC30540030SX	5.40	28	66	6
DMC30550030SX	5.50	28	66	6
DMC30556030SX	5.56(7/32")	28	66	6
DMC30560030SX	5.60	28	66	6
DMC30570030SX	5.70	28	66	6
DMC30580030SX	5.80	28	66	6
DMC30590030SX	5.90	28	66	6
DMC30600030SX	6.00	28	66	6
DMC30610030SX	6.10	34	79	8
DMC30620030SX	6.20	34	79	8
DMC30630030SX	6.30	34	79	8
DMC30635030SX	6.35(1/4")	34	79	8
DMC30640030SX	6.40	34	79	8
DMC30650030SX	6.50	34	79	8
DMC30660030SX	6.60	34	79	8
DMC30670030SX	6.70	34	79	8
DMC30680030SX	6.80	34	79	8
DMC30690030SX	6.90	34	79	8
DMC30700030SX	7.00	34	79	8
DMC30710030SX	7.10	41	79	8
DMC30714030SX	7.14(9/32")	41	79	8
DMC30720030SX	7.20	41	79	8
DMC30730030SX	7.30	41	79	8
DMC30740030SX	7.40	41	79	8
DMC30750030SX	7.50	41	79	8
DMC30760030SX	7.60	41	79	8
DMC30770030SX	7.70	41	79	8
DMC30780030SX	7.80	41	79	8
DMC30790030SX	7.90	41	79	8
DMC30794030SX	7.94(5/16")	41	79	8
DMC30800030SX	8.00	41	79	8

Order No. 訂購編碼	D	L1	L	Ds
DMC30810030SX	8.10	47	89	10
DMC30820030SX	8.20	47	89	10
DMC30830030SX	8.30	47	89	10
DMC30840030SX	8.40	47	89	10
DMC30850030SX	8.50	47	89	10
DMC30860030SX	8.60	47	89	10
DMC30870030SX	8.70	47	89	10
DMC30880030SX	8.80	47	89	10
DMC30890030SX	8.90	47	89	10
DMC30900030SX	9.00	47	89	10
DMC30910030SX	9.10	47	89	10
DMC30920030SX	9.20	47	89	10
DMC30925030SX	9.25	47	89	10
DMC30930030SX	9.30	47	89	10
DMC30940030SX	9.40	47	89	10
DMC30950030SX	9.50	47	89	10
DMC30952030SX	9.52(3/8")	47	89	10
DMC30960030SX	9.60	47	89	10
DMC30970030SX	9.70	47	89	10
DMC30980030SX	9.80	47	89	10
DMC30990030SX	9.90	47	89	10
DMC31000030SX	10.00	47	89	10
DMC31020030SX	10.20	55	102	12
DMC31050030SX	10.50	55	102	12
DMC31070030SX	10.70	55	102	12
DMC31100030SX	11.00	55	102	12
DMC31120030SX	11.20	55	102	12
DMC31150030SX	11.50	55	102	12
DMC31170030SX	11.70	55	102	12
DMC31200030SX	12.00	55	102	12
DMC31250030SX	12.50	60	107	14
DMC31270030SX	12.70(1/2")	60	107	14
DMC31300030SX	13.00	60	107	14
DMC31350030SX	13.50	60	107	14
DMC31370030SX	13.70	60	107	14
DMC31400030SX	14.00	60	107	14
DMC31450030SX	14.50	65	115	16
DMC31470030SX	14.70	65	115	16
DMC31500030SX	15.00	65	115	16
DMC31550030SX	15.50	65	115	16
DMC31570030SX	15.70	65	115	16
DMC31600030SX	16.00	65	115	16
DMC31800030SX	18.00	73	123	18
DMC31900030SX	19.00	79	131	20
DMC32000030SX	20.00	79	131	20

DMC - for Exotic Material · Internal Coolant · 5D 高效能內冷鑽頭 (難切削材用) · 5倍深



- 5×D Cutting Depth
- 140° NR Tip
- Double Margin
- New SINIX Smooth Coating
- h8 Tolerance



Order No. 訂購編碼	D	L1	L	Ds
DMC50340054SX	3.40	28	60	4
DMC50350054SX	3.50	28	60	4
DMC50370054SX	3.70	28	60	4
DMC50380054SX	3.80	36	74	4
DMC50400050SX	4.00	36	74	6
DMC50410050SX	4.10	36	74	6
DMC50420050SX	4.20	36	74	6
DMC50430050SX	4.30	36	74	6
DMC50440050SX	4.40	36	74	6
DMC50450050SX	4.50	36	74	6
DMC50460050SX	4.60	36	74	6
DMC50465050SX	4.65	36	74	6
DMC50470050SX	4.70	36	74	6
DMC50476050SX	4.76(3/16")	36	74	6
DMC50480050SX	4.80	44	82	6
DMC50490050SX	4.90	44	82	6
DMC50500050SX	5.00	44	82	6
DMC50510050SX	5.10	44	82	6
DMC50520050SX	5.20	44	82	6
DMC50530050SX	5.30	44	82	6
DMC50540050SX	5.40	44	82	6
DMC50550050SX	5.50	44	82	6
DMC50555050SX	5.55(7/32")	44	82	6
DMC50560050SX	5.60	44	82	6
DMC50570050SX	5.70	44	82	6
DMC50580050SX	5.80	44	82	6
DMC50590050SX	5.90	44	82	6
DMC50600050SX	6.00	44	82	6
DMC50610050SX	6.10	53	91	8
DMC50620050SX	6.20	53	91	8
DMC50630050SX	6.30	53	91	8
DMC50635050SX	6.35(1/4")	53	91	8
DMC50640050SX	6.40	53	91	8
DMC50650050SX	6.50	53	91	8
DMC50660050SX	6.60	53	91	8
DMC50670050SX	6.70	53	91	8
DMC50680050SX	6.80	53	91	8
DMC50690050SX	6.90	53	91	8
DMC50700050SX	7.00	53	91	8
DMC50710050SX	7.10	53	91	8
DMC50714050SX	7.14(9/32")	53	91	8
DMC50720050SX	7.20	53	91	8
DMC50730050SX	7.30	53	91	8
DMC50740050SX	7.40	53	91	8
DMC50750050SX	7.50	53	91	8
DMC50760050SX	7.60	53	91	8
DMC50770050SX	7.70	53	91	8
DMC50780050SX	7.80	53	91	8

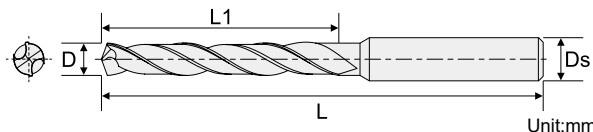
Order No. 訂購編碼	D	L1	L	Ds
DMC50790050SX	7.90	53	91	8
DMC50794050SX	7.94(5/16")	53	91	8
DMC50800050SX	8.00	53	91	8
DMC50810050SX	8.10	61	103	10
DMC50820050SX	8.20	61	103	10
DMC50830050SX	8.30	61	103	10
DMC50840050SX	8.40	61	103	10
DMC50850050SX	8.50	61	103	10
DMC50860050SX	8.60	61	103	10
DMC50870050SX	8.70	61	103	10
DMC50880050SX	8.80	61	103	10
DMC50890050SX	8.90	61	103	10
DMC50900050SX	9.00	61	103	10
DMC50910050SX	9.10	61	103	10
DMC50920050SX	9.20	61	103	10
DMC50925050SX	9.25	61	103	10
DMC50930050SX	9.30	61	103	10
DMC50940050SX	9.40	61	103	10
DMC50950050SX	9.50	61	103	10
DMC50952050SX	9.52(3/8")	61	103	10
DMC50960050SX	9.60	61	103	10
DMC50970050SX	9.70	61	103	10
DMC50980050SX	9.80	61	103	10
DMC50990050SX	9.90	61	103	10
DMC51000050SX	10.00	61	103	10
DMC51020050SX	10.20	71	118	12
DMC51050050SX	10.50	71	118	12
DMC51070050SX	10.70	71	118	12
DMC51100050SX	11.00	71	118	12
DMC51120050SX	11.20	71	118	12
DMC51150050SX	11.50	71	118	12
DMC51170050SX	11.70	71	118	12
DMC51200050SX	12.00	71	118	12
DMC51250050SX	12.50	77	124	14
DMC51270050SX	12.70(1/2")	77	124	14
DMC51300050SX	13.00	77	124	14
DMC51350050SX	13.50	77	124	14
DMC51370050SX	13.70	77	124	14
DMC51400050SX	14.00	77	124	14
DMC51450050SX	14.50	83	133	16
DMC51470050SX	14.70	83	133	16
DMC51500050SX	15.00	83	133	16
DMC51550050SX	15.50	83	133	16
DMC51570050SX	15.70	83	133	16
DMC51600050SX	16.00	83	133	16
DMC51800050SX	18.00	93	143	18
DMC51900050SX	19.00	101	153	20
DMC52000050SX	20.00	101	153	20

Holemaking

DMN - for Exotic Material · External Coolant · 3D 高效能外冷鑽頭 (難切削材用) · 3倍深



- 3×D Cutting Depth
- 140° NR Tip
- Double Margin
- New SINIX Smooth Coating
- h8 Tolerance



Unit:mm

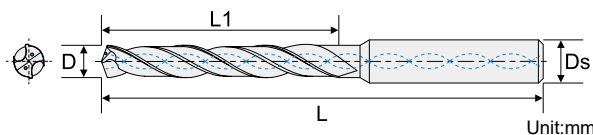
Order No. 訂購編碼	D	L1	L	Ds
DMN30400030SX	4.00	24	66	6
DMN30410030SX	4.10	24	66	6
DMN30420030SX	4.20	24	66	6
DMN30430030SX	4.30	24	66	6
DMN30440030SX	4.40	24	66	6
DMN30450030SX	4.50	24	66	6
DMN30460030SX	4.60	24	66	6
DMN30465030SX	4.65	24	66	6
DMN30470030SX	4.70	24	66	6
DMN30476030SX	4.76(3/16")	24	66	6
DMN30480030SX	4.80	28	66	6
DMN30490030SX	4.90	28	66	6
DMN30500030SX	5.00	28	66	6
DMN30510030SX	5.10	28	66	6
DMN30520030SX	5.20	28	66	6
DMN30530030SX	5.30	28	66	6
DMN30540030SX	5.40	28	66	6
DMN30550030SX	5.50	28	66	6
DMN30556030SX	5.56(7/32")	28	66	6
DMN30560030SX	5.60	28	66	6
DMN30570030SX	5.70	28	66	6
DMN30580030SX	5.80	28	66	6
DMN30590030SX	5.90	28	66	6
DMN30600030SX	6.00	28	66	6
DMN30610030SX	6.10	34	79	8
DMN30620030SX	6.20	34	79	8
DMN30630030SX	6.30	34	79	8
DMN30635030SX	6.35(1/4")	34	79	8
DMN30640030SX	6.40	34	79	8
DMN30650030SX	6.50	34	79	8
DMN30660030SX	6.60	34	79	8
DMN30670030SX	6.70	34	79	8
DMN30680030SX	6.80	34	79	8
DMN30690030SX	6.90	34	79	8
DMN30700030SX	7.00	34	79	8
DMN30710030SX	7.10	41	79	8
DMN30714030SX	7.14(9/32")	41	79	8
DMN30720030SX	7.20	41	79	8
DMN30730030SX	7.30	41	79	8
DMN30740030SX	7.40	41	79	8
DMN30750030SX	7.50	41	79	8
DMN30760030SX	7.60	41	79	8
DMN30770030SX	7.70	41	79	8
DMN30780030SX	7.80	41	79	8
DMN30790030SX	7.90	41	79	8
DMN30794030SX	7.94(5/16")	41	79	8
DMN30800030SX	8.00	41	79	8
DMN30810030SX	8.10	47	89	10

Order No. 訂購編碼	D	L1	L	Ds
DMN30820030SX	8.20	47	89	10
DMN30830030SX	8.30	47	89	10
DMN30840030SX	8.40	47	89	10
DMN30850030SX	8.50	47	89	10
DMN30860030SX	8.60	47	89	10
DMN30870030SX	8.70	47	89	10
DMN30880030SX	8.80	47	89	10
DMN30890030SX	8.90	47	89	10
DMN30900030SX	9.00	47	89	10
DMN30910030SX	9.10	47	89	10
DMN30920030SX	9.20	47	89	10
DMN30925030SX	9.25	47	89	10
DMN30930030SX	9.30	47	89	10
DMN30940030SX	9.40	47	89	10
DMN30950030SX	9.50	47	89	10
DMN30952030SX	9.52(3/8")	47	89	10
DMN30960030SX	9.60	47	89	10
DMN30970030SX	9.70	47	89	10
DMN30980030SX	9.80	47	89	10
DMN30990030SX	9.90	47	89	10
DMN31000030SX	10.00	47	89	10
DMN31020030SX	10.20	55	102	12
DMN31050030SX	10.50	55	102	12
DMN31070030SX	10.70	55	102	12
DMN31100030SX	11.00	55	102	12
DMN31110030SX	11.10	55	102	12
DMN31120030SX	11.20	55	102	12
DMN31150030SX	11.50	55	102	12
DMN31170030SX	11.70	55	102	12
DMN31190030SX	11.90	55	102	12
DMN31200030SX	12.00	55	102	12
DMN31250030SX	12.50	60	107	14
DMN31270030SX	12.70(1/2)	60	107	14
DMN31300030SX	13.00	60	107	14
DMN31400030SX	14.00	60	107	14
DMN31600030SX	16.00	65	115	16
DMN31800030SX	18.00	73	123	18

DNC - for Non-ferrous Material · Internal Coolant · 5D 高效能內冷鑽頭 (非鐵金屬用) · 5倍深



- 5×D Cutting Depth
- 140° NR Tip
- Double Margin
- NDLC Coating
- h8 Tolerance



Order No. 訂購編碼	D	L1	L	Ds
DNC50300054L	3.0	28	60	4
DNC50310054L	3.1	28	60	4
DNC50320054L	3.2	28	60	4
DNC50330054L	3.3	28	60	4
DNC50340054L	3.4	28	60	4
DNC50350054L	3.5	28	60	4
DNC50370054L	3.7	28	60	4
DNC50380054L	3.8	36	74	4
DNC50400050L	4.0	36	74	6
DNC50410050L	4.1	36	74	6
DNC50420050L	4.2	36	74	6
DNC50430050L	4.3	36	74	6
DNC50440050L	4.4	36	74	6
DNC50450050L	4.5	36	74	6
DNC50460050L	4.6	36	74	6
DNC50465050L	4.65	36	74	6
DNC50470050L	4.7	36	74	6
DNC50476050L	4.76(3/16")	36	74	6
DNC50480050L	4.8	44	82	6
DNC50490050L	4.9	44	82	6
DNC50500050L	5.0	44	82	6
DNC50510050L	5.1	44	82	6
DNC50520050L	5.2	44	82	6
DNC50530050L	5.3	44	82	6
DNC50540050L	5.4	44	82	6
DNC50550050L	5.5	44	82	6
DNC50555050L	5.55(7/32")	44	82	6
DNC50560050L	5.6	44	82	6
DNC50570050L	5.7	44	82	6
DNC50580050L	5.8	44	82	6
DNC50590050L	5.9	44	82	6
DNC50600050L	6.0	44	82	6
DNC50610050L	6.1	53	91	8
DNC50620050L	6.2	53	91	8
DNC50630050L	6.3	53	91	8
DNC50635050L	6.35(1/4")	53	91	8
DNC50640050L	6.4	53	91	8
DNC50650050L	6.5	53	91	8
DNC50660050L	6.6	53	91	8
DNC50670050L	6.7	53	91	8
DNC50680050L	6.8	53	91	8
DNC50690050L	6.9	53	91	8
DNC50700050L	7.0	53	91	8
DNC50710050L	7.1	53	91	8
DNC50714050L	7.14(9/32")	53	91	8
DNC50720050L	7.2	53	91	8
DNC50730050L	7.3	53	91	8

Order No. 訂購編碼	D	L1	L	Ds
DNC50740050L	7.4	53	91	8
DNC50750050L	7.5	53	91	8
DNC50760050L	7.6	53	91	8
DNC50770050L	7.7	53	91	8
DNC50780050L	7.8	53	91	8
DNC50790050L	7.9	53	91	8
DNC50794050L	7.94(5/16")	53	91	8
DNC50800050L	8.0	53	91	8
DNC50810050L	8.1	61	103	10
DNC50820050L	8.2	61	103	10
DNC50830050L	8.3	61	103	10
DNC50840050L	8.4	61	103	10
DNC50850050L	8.5	61	103	10
DNC50860050L	8.6	61	103	10
DNC50870050L	8.7	61	103	10
DNC50880050L	8.8	61	103	10
DNC50890050L	8.9	61	103	10
DNC50900050L	9.0	61	103	10
DNC50910050L	9.1	61	103	10
DNC50920050L	9.2	61	103	10
DNC50925050L	9.25	61	103	10
DNC50930050L	9.3	61	103	10
DNC50940050L	9.4	61	103	10
DNC50950050L	9.5	61	103	10
DNC50952050L	9.52(3/8")	61	103	10
DNC50960050L	9.6	61	103	10
DNC50970050L	9.7	61	103	10
DNC50980050L	9.8	61	103	10
DNC50990050L	9.9	61	103	10
DNC51000050L	10.0	61	103	10
DNC51020050L	10.2	71	118	12
DNC51050050L	10.5	71	118	12
DNC51070050L	10.7	71	118	12
DNC51100050L	11.0	71	118	12
DNC51120050L	11.2	71	118	12
DNC51150050L	11.5	71	118	12
DNC51170050L	11.7	71	118	12
DNC51200050L	12.0	71	118	12
DNC51250050L	12.5	77	124	14
DNC51270050L	12.70(1/2")	77	124	14
DNC51300050L	13.0	77	124	14
DNC51350050L	13.5	77	124	14
DNC51370050L	13.7	77	124	14
DNC51400050L	14	77	124	14
DNC51500050L	15	83	133	16
DNC51600050L	16	83	133	16

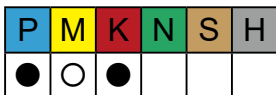
Recommended Cutting Conditions 建議切削數據

Min. - Suggestion - Max.

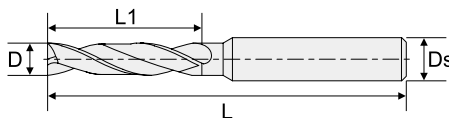
下限 - 推薦 - 上限

Work Material	Ø4mm		Ø6mm		Ø10mm		Ø16mm	
	Vc (m/min)	fr (mm/rev)	Vc (m/min)	fr (mm/rev)	Vc (m/min)	fr (mm/rev)	Vc (m/min)	fr (mm/rev)
N Aluminum Alloy	60-110-160	0.15-0.25-0.35	80-140-200	0.2-0.4-0.6	100-180-250	0.4-0.6-0.8	120-200-280	0.4-0.7-1.0
Wrought Aluminum Alloy	60-90-120	0.15-0.2-0.25	80-120-160	0.2-0.3-0.4	100-150-200	0.2-0.35-0.5	120-180-240	0.3-0.45-0.6

DFN - Flat Point · External Coolant · 3D 平底外冷鑽頭 · 3倍深



- 3×D Cutting Depth
- FX Flat Tip
- New UNIX Smooth Coating
- h8 Tolerance



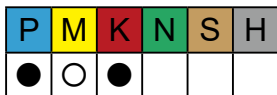
Unit:mm

Order No. 訂購編碼	D	L1	L	Ds
DFN30220034UX	2.20	13	60	4
DFN30260034UX	2.60	15	60	4
DFN30270034UX	2.70	15	60	4
DFN30300034UX	3.00	20	60	4
DFN30310034UX	3.10	20	60	4
DFN30317034UX	3.17(1/8")	20	60	4
DFN30320034UX	3.20	20	60	4
DFN30325034UX	3.25(5/32")	20	60	4
DFN30330034UX	3.30	20	60	4
DFN30340034UX	3.40	20	60	4
DFN30350034UX	3.50	20	60	4
DFN30360034UX	3.60	20	60	4
DFN30370034UX	3.70	20	60	4
DFN30380034UX	3.80	24	60	4
DFN30390034UX	3.90	24	60	4
DFN30397034UX	3.97(5/32")	24	60	4
DFN30300030UX	3.00	20	62	6
DFN30310030UX	3.10	20	62	6
DFN30320030UX	3.20	20	62	6
DFN30325030UX	3.25(5/32")	20	62	6
DFN30330030UX	3.30	20	62	6
DFN30340030UX	3.40	20	62	6
DFN30350030UX	3.50	20	62	6
DFN30360030UX	3.60	20	62	6
DFN30370030UX	3.70	20	62	6
DFN30380030UX	3.80	24	66	6
DFN30390030UX	3.90	24	66	6
DFN30397030UX	3.97(5/32")	24	66	6
DFN30400030UX	4.00	24	66	6
DFN30410030UX	4.10	24	66	6
DFN30420030UX	4.20	24	66	6
DFN30430030UX	4.30	24	66	6
DFN30440030UX	4.40	24	66	6
DFN30450030UX	4.50	24	66	6
DFN30460030UX	4.60	24	66	6
DFN30465030UX	4.65(13/71")	24	66	6
DFN30470030UX	4.70	24	66	6
DFN30480030UX	4.80	28	66	6
DFN30490030UX	4.90	28	66	6
DFN30500030UX	5.00	28	66	6
DFN30510030UX	5.10	28	66	6
DFN30520030UX	5.20	28	66	6
DFN30530030UX	5.30	28	66	6
DFN30540030UX	5.40	28	66	6
DFN30550030UX	5.50	28	66	6
DFN30556030UX	5.56(7/32")	28	66	6
DFN30560030UX	5.60	28	66	6
DFN30570030UX	5.70	28	66	6

Order No. 訂購編碼	D	L1	L	Ds
DFN30580030UX	5.80	28	66	6
DFN30590030UX	5.90	28	66	6
DFN30600030UX	6.00	28	66	6
DFN30610030UX	6.10	34	79	8
DFN30620030UX	6.20	34	79	8
DFN30630030UX	6.30	34	79	8
DFN30635030UX	6.35	34	79	8
DFN30640030UX	6.40	34	79	8
DFN30650030UX	6.50	34	79	8
DFN30660030UX	6.60	34	79	8
DFN30670030UX	6.70	34	79	8
DFN30680030UX	6.80	34	79	8
DFN30690030UX	6.90	34	79	8
DFN30700030UX	7.00	34	79	8
DFN30710030UX	7.10	41	79	8
DFN30720030UX	7.20	41	79	8
DFN30730030UX	7.30	41	79	8
DFN30740030UX	7.40	41	79	8
DFN30750030UX	7.50	41	79	8
DFN30760030UX	7.60	41	79	8
DFN30770030UX	7.70	41	79	8
DFN30780030UX	7.80	41	79	8
DFN30790030UX	7.90	41	79	8
DFN30800030UX	8.00	41	79	8
DFN30810030UX	8.10	47	89	10
DFN30820030UX	8.20	47	89	10
DFN30830030UX	8.30	47	89	10
DFN30840030UX	8.40	47	89	10
DFN30850030UX	8.50	47	89	10
DFN30860030UX	8.60	47	89	10
DFN30870030UX	8.70	47	89	10
DFN30880030UX	8.80	47	89	10
DFN30890030UX	8.90	47	89	10
DFN30900030UX	9.00	47	89	10
DFN30910030UX	9.10	47	89	10
DFN30920030UX	9.20	47	89	10
DFN30925030UX	9.25(23/64")	47	89	10
DFN30930030UX	9.30	47	89	10
DFN30940030UX	9.40	47	89	10
DFN30950030UX	9.50	47	89	10
DFN30960030UX	9.60	47	89	10
DFN30970030UX	9.70	47	89	10
DFN30980030UX	9.80	47	89	10
DFN30990030UX	9.90	47	89	10
DFN31000030UX	10.00	47	89	10
DFN31010030UX	10.10	55	102	12
DFN31020030UX	10.20	55	102	12
DFN31030030UX	10.30	55	102	12

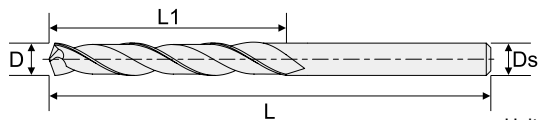
Holemaking

DGN - for Universal · External Coolant · 3D 泛用外冷鑽頭 · 3倍深



Product Specs

- 3xD Cutting depth
- UNICO Coating
- Straight Shank
- Tolerance h8
- 130° NX Tip
- External Coolant



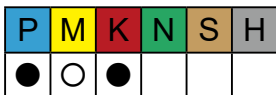
Unit:mm

Order No. 訂購編碼	D	L1	L	Ds
DGN30200030U	2.00	12	38	2.00
DGN30210030U	2.10	12	38	2.10
DGN30220030U	2.20	13	40	2.20
DGN30230030U	2.30	13	40	2.30
DGN30238030U	2.38(3/32")	14	43	2.38
DGN30240030U	2.40	14	43	2.40
DGN30250030U	2.50	14	43	2.50
DGN30260030U	2.60	14	43	2.60
DGN30270030U	2.70	16	46	2.70
DGN30278030U	2.78(7/64")	16	46	2.78
DGN30280030U	2.80	16	46	2.80
DGN30290030U	2.90	16	46	2.90
DGN30300030U	3.00	16	46	3.00
DGN30310030U	3.10	18	49	3.10
DGN30317030U	3.17(1/8")	18	49	3.17
DGN30320030U	3.20	18	49	3.20
DGN30330030U	3.30	18	49	3.30
DGN30340030U	3.40	20	52	3.40
DGN30350030U	3.50	20	52	3.50
DGN30357030U	3.57(9/64")	20	52	3.57
DGN30360030U	3.60	20	52	3.60
DGN30370030U	3.70	20	52	3.70
DGN30380030U	3.80	22	55	3.80
DGN30390030U	3.90	22	55	3.90
DGN30397030U	3.97(5/32")	22	55	3.97
DGN30400030U	4.00	22	55	4.00
DGN30410030U	4.10	22	55	4.10
DGN30420030U	4.20	24	58	4.20
DGN30430030U	4.30	24	58	4.30
DGN30437030U	4.37(11/64")	24	58	4.37
DGN30440030U	4.40	24	58	4.40
DGN30450030U	4.50	24	58	4.50
DGN30460030U	4.60	24	58	4.60
DGN30470030U	4.70	24	58	4.70
DGN30476030U	4.76(3/16")	26	62	4.76
DGN30480030U	4.80	26	62	4.80
DGN30490030U	4.90	26	62	4.90
DGN30500030U	5.00	26	62	5.00
DGN30510030U	5.10	26	62	5.10
DGN30520030U	5.20	26	62	5.20
DGN30530030U	5.30	26	62	5.30
DGN30540030U	5.40	28	66	5.40
DGN30550030U	5.50	28	66	5.50
DGN30560030U	5.60	28	66	5.60
DGN30570030U	5.70	28	66	5.70
DGN30580030U	5.80	28	66	5.80
DGN30590030U	5.90	28	66	5.90
DGN30600030U	6.00	28	66	6.00

Order No. 訂購編碼	D	L1	L	Ds
DGN30610030U	6.10	31	70	6.10
DGN30620030U	6.20	31	70	6.20
DGN30630030U	6.30	31	70	6.30
DGN30635030U	6.35(1/4")	31	70	6.35
DGN30640030U	6.40	31	70	6.40
DGN30650030U	6.50	31	70	6.50
DGN30660030U	6.60	31	70	6.60
DGN30670030U	6.70	31	70	6.70
DGN30680030U	6.80	34	74	6.80
DGN30690030U	6.90	34	74	6.90
DGN30700030U	7.00	34	74	7.00
DGN30710030U	7.10	34	74	7.10
DGN30714030U	7.14(9/32")	34	74	7.14
DGN30720030U	7.20	34	74	7.20
DGN30730030U	7.30	34	74	7.30
DGN30740030U	7.40	34	74	7.40
DGN30750030U	7.50	34	74	7.50
DGN30760030U	7.60	37	79	7.60
DGN30770030U	7.70	37	79	7.70
DGN30780030U	7.80	37	79	7.80
DGN30790030U	7.90	37	79	7.90
DGN30794030U	7.94(5/16")	37	79	7.94
DGN30800030U	8.00	37	79	8.00
DGN30810030U	8.10	37	79	8.10
DGN30820030U	8.20	37	79	8.20
DGN30830030U	8.30	37	79	8.30
DGN30840030U	8.40	37	79	8.40
DGN30850030U	8.50	37	79	8.50
DGN30860030U	8.60	37	79	8.60
DGN30870030U	8.70	37	79	8.70
DGN30873030U	8.73(11/32")	40	84	8.73
DGN30880030U	8.80	40	84	8.80
DGN30890030U	8.90	40	84	8.90
DGN30900030U	9.00	40	84	9.00
DGN30910030U	9.10	40	84	9.10
DGN30920030U	9.20	40	84	9.20
DGN30930030U	9.30	40	84	9.30
DGN30940030U	9.40	40	84	9.40
DGN30950030U	9.50	40	84	9.50
DGN30970030U	9.70	43	89	9.70
DGN30980030U	9.80	43	89	9.80
DGN30990030U	9.90	43	89	9.90
DGN31000030U	10.00	43	89	10.00
DGN31010030U	10.10	43	89	10.10
DGN31020030U	10.20	43	89	10.20
DGN31030030U	10.30	43	89	10.30
DGN31040030U	10.40	43	89	10.40
DGN31050030U	10.50	43	89	10.50

Holemaking

DGN - for Universal · External Coolant · 5D 泛用外冷鑽頭 · 5倍深

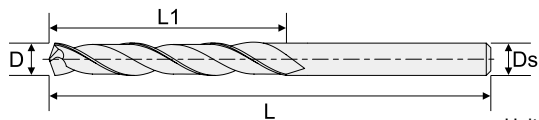


Product Specs

- 5×D Cutting depth
- UNICO Coating
- Straight Shank
- Tolerance h8
- 130° NX Tip
- External Coolant



* Made to order 訂單式生產



Unit:mm

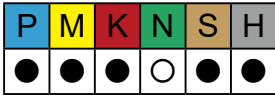
Order No. 訂購編碼	D	L1	L	Ds
DGN50500050U	5.00	34	73	5.00
DGN50510050U	5.10	38	76	5.10
DGN50520050U	5.20	38	76	5.20
DGN50530050U	5.30	38	76	5.30
DGN50540050U	5.40	38	76	5.40
DGN50550050U	5.50	38	76	5.50
DGN50560050U	5.60	41	81	5.60
DGN50570050U	5.70	41	81	5.70
DGN50580050U	5.80	41	81	5.80
DGN50590050U	5.90	41	81	5.90
DGN50600050U	6.00	41	81	6.00
DGN50610050U	6.10	41	81	6.10
DGN50620050U	6.20	41	81	6.20
DGN50630050U	6.30	41	81	6.30
DGN50640050U	6.40	41	81	6.40
DGN50650050U	6.50	41	81	6.50
DGN50660050U	6.60	43	83	6.60
DGN50670050U	6.70	43	83	6.70
DGN50680050U	6.80	43	83	6.80
DGN50690050U	6.90	43	83	6.90
DGN50700050U	7.00	43	83	7.00
DGN50710050U	7.10	45	87	7.10
DGN50720050U	7.20	45	87	7.20
DGN50730050U	7.30	45	87	7.30
DGN50740050U	7.40	45	87	7.40
DGN50750050U	7.50	45	87	7.50
DGN50760050U	7.60	48	90	7.60
DGN50770050U	7.70	48	90	7.70
DGN50780050U	7.80	48	90	7.80
DGN50790050U	7.90	48	90	7.90
DGN50800050U	8.00	48	90	8.00
DGN50810050U	8.10	53	96	8.10
DGN50820050U	8.20	53	96	8.20
DGN50830050U	8.30	53	96	8.30
DGN50840050U	8.40	53	96	8.40
DGN50850050U	8.50	53	96	8.50
DGN50860050U	8.60	55	98	8.60
DGN50870050U	8.70	55	98	8.70
DGN50880050U	8.80	55	98	8.80
DGN50900050U	9.00	55	98	9.00
DGN50910050U	9.10	58	102	9.10
DGN50920050U	9.20	58	102	9.20
DGN50930050U	9.30	58	102	9.30
DGN50950050U	9.50	58	102	9.50
DGN50960050U	9.60	60	105	9.60
DGN50970050U	9.70	60	105	9.70
DGN50980050U	9.80	60	105	9.80
DGN51000050U	10.00	60	105	10.00

Order No. 訂購編碼	D	L1	L	Ds
DGN51020050U	10.20	66	112	10.20
DGN51030050U	10.30	66	112	10.30
DGN51040050U	10.40	66	112	10.40
DGN51050050U	10.50	66	112	10.50
DGN51060050U	10.60	68	114	10.60
DGN51070050U	10.70	68	114	10.70
DGN51080050U	10.80	68	114	10.80
DGN51090050U	10.90	68	114	10.90
DGN51100050U	11.00	68	114	11.00
DGN51110050U	11.10	71	118	11.10
DGN51120050U	11.20	71	118	11.20
DGN51140050U	11.40	71	118	11.40
DGN51150050U	11.50	71	118	11.50
DGN51160050U	11.60	73	121	11.60
DGN51170050U	11.70	73	121	11.70
DGN51180050U	11.80	73	121	11.80
DGN51190050U	11.90	73	121	11.90
DGN51200050U	12.00	73	121	12.00
DGN51250050U	12.50	76	135	12.50
DGN51270050U	12.70	78	137	12.70
DGN51300050U	13.00	78	137	13.00
DGN51350050U	13.50	84	144	13.50
DGN51400050U	14.00	86	147	14.00
DGN51450050U	14.50	89	151	14.50
DGN51500050U	15.00	91	153	15.00
DGN51550050U	15.50	94	157	15.50
DGN51600050U	16.00	96	160	16.00

Holemaking

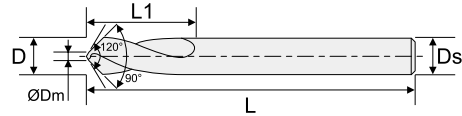
DTN - for Spotting · External Coolant · Tip angle 90°

定位外冷鑽頭 · 鑽尖 90°



- 90° Tip Angle
- h8 Tolerance

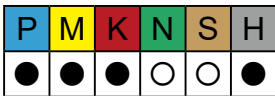
- 45° Chamfer Angle
- UNICO Coating
- 90° & 120° double angle tip design, reduces drill tip cracking.



Unit:mm

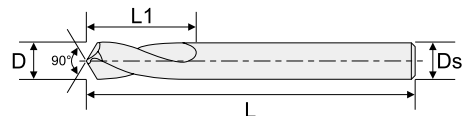
Order No. 訂購編碼	ØDm	D	L1	L	Ds
DTN0130090U	0.3	1.30	4	50	3
DTN0170090U	0.4	1.70	5	50	3
DTN0300090U	0.8	3.00	8	50	3
DTN0400090U	1.0	4.00	10	50	4
DTN0500090U	1.3	5.00	13	50	5
DTN0600090U	1.5	6.00	15	50	6
DTN0800090U	2.0	8.00	20	60	8
DTN1000090U	2.5	10.00	25	75	10
DTN1200090U	3.0	12.00	30	75	12
DTN1600090U	4.0	16.00	35	100	16

Order No. 訂購編碼	ØDm	D	L1	L	Ds
* Long Shank Type					
DTN0400091U	1.0	4.00	10	75	4
DTN0500091U	1.3	5.00	13	75	5
DTN0600091U	1.5	6.00	15	100	6
DTN0800091U	2.0	8.00	20	100	8
DTN1000091U	2.5	10.00	25	150	10
DTN1200091U	3.0	12.00	30	150	12
DTN1600091U	4.0	16.00	35	150	16



- 90° Tip Angle
- h8 Tolerance

- 45° Chamfer Angle
- UNICO Coating
- 90° single angle tip design.

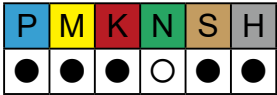


Unit:mm

Order No. 訂購編碼	D	L1	L	Ds
DTN0130095U	1.30	4	50	3
DTN0170095U	1.70	5	50	3
DTN0300095U	3.00	8	50	3
DTN0400095U	4.00	10	50	4
DTN0500095U	5.00	13	50	5
DTN0600095U	6.00	15	50	6
DTN0800095U	8.00	20	60	8
DTN1000095U	10.00	25	75	10
DTN1200095U	12.00	30	75	12
DTN1600095U	16.00	35	100	16

Order No. 訂購編碼	D	L1	L	Ds
* Long Shank Type				
DTN0400096U	4.00	10	75	4
DTN0500096U	5.00	13	75	5
DTN0600096U	6.00	15	100	6
DTN0800096U	8.00	20	100	8
DTN1000096U	10.00	25	150	10
DTN1200096U	12.00	30	150	12
DTN1600096U	16.00	35	150	16

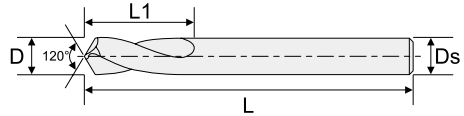
DTN - for Spotting · External Coolant · Tip angle 120° 定位外冷鑽頭 · 鑽尖 120°



- 120° Tip Angle
- h8 Tolerance

- 60° Chamfer Angle

- UNICO Coating



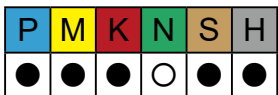
Unit:mm

Order No. 訂購編碼	D	L1	L	Ds
DTN0300120U	3.00	8	50	3
DTN0400120U	4.00	10	50	4
DTN0500120U	5.00	13	50	5
DTN0600120U	6.00	15	50	6
DTN0800120U	8.00	20	60	8
DTN1000120U	10.00	25	75	10
DTN1200120U	12.00	30	75	12
DTN1600120U	16.00	35	100	16

Order No. 訂購編碼	D	L1	L	Ds
* Long Shank Type				
DTN0400121U	4.00	10	75	4
DTN0500121U	5.00	13	75	5
DTN0600121U	6.00	15	100	6
DTN0800121U	8.00	20	100	8
DTN1000121U	10.00	25	150	10
DTN1200121U	12.00	30	150	12
DTN1600121U	16.00	35	150	16

Holemaking

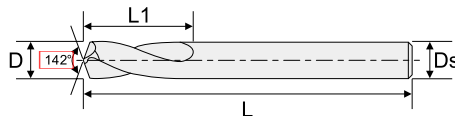
DTN - for Spotting · External Coolant · Tip angle 142° 定位外冷鑽頭 · 鑽尖 142°



· 142° Tip Angle

· UNICO Coating

· h8 Tolerance

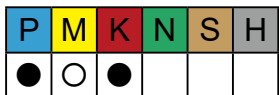


Unit:mm

Order No. 訂購編碼	D	L1	L	Ds
DTN0300140U	3.00	8	50	3
DTN0400140U	4.00	10	50	4
DTN0500140U	5.00	13	50	5
DTN0600140U	6.00	15	50	6
DTN0800140U	8.00	20	60	8
DTN1000140U	10.00	25	75	10
DTN1200140U	12.00	30	75	12
DTN1600140U	16.00	35	100	16

Order No. 訂購編碼	D	L1	L	Ds
* Long Shank Type				
DTN0400141U	4.00	10	75	4
DTN0500141U	5.00	13	75	5
DTN0600141U	6.00	15	100	6
DTN0800141U	8.00	20	100	8
DTN1000141U	10.00	25	150	10
DTN1200141U	12.00	30	150	12
DTN1600141U	16.00	35	150	16

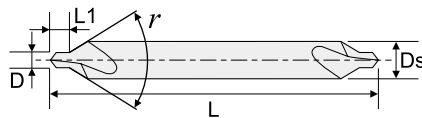
DCN - for Centering · External Coolant 中心外冷鑽頭



· 120° Tip Angle

· UNICO Coating

· h8 Tolerance



Unit:mm

Order No. 訂購編碼	D	L1	L	Ds
60° Countersink Angle (r)				
DCN0100060U	1.00	1.6	38	3
DCN0125060U	1.25	1.9	38	3
DCN0160060U	1.60	2.4	42	4
DCN0200060U	2.00	2.9	50	5
DCN0250060U	2.50	3.6	50	6
DCN0300060U	3.00	3.9	60	8
DCN0315060U	3.15	3.9	60	8
DCN0400060U	4.00	5.0	75	10
DCN0500060U	5.00	6.3	75	12

Order No. 訂購編碼	D	L1	L	Ds
90° Countersink Angle (r)				
DCN0100090U	1.00	1.6	38	3
DCN0125090U	1.25	1.9	38	3
DCN0160090U	1.60	2.4	42	4
DCN0200090U	2.00	2.9	50	5
DCN0250090U	2.50	3.6	50	6
DCN0300090U	3.00	3.9	60	8
DCN0315090U	3.15	3.9	60	8
DCN0400090U	4.00	5.0	75	10
DCN0500090U	5.00	6.3	75	12

Holemaking

Recommended Cutting Conditions

建議切削數據

DPC Series (Internal Coolant 內冷)

Work Material		Drill Diameter	Ø3-6mm		Ø6.1~10mm		Ø10.1-16mm	
		Hardness	Vc (m/min)	Feed (mm/rev)	Vc (m/min)	Feed (mm/rev)	Vc (m/min)	Feed (mm/rev)
P	Mild Steel	(<180HB)	70~120	0.06~0.2	90~130	0.12~0.3	110~150	0.2~0.4
	Carbon Steel	(180~280HB)	70~110	0.06~0.2	90~120	0.12~0.3	110~140	0.2~0.4
	Alloy Steel	(280~350HB)	60~100	0.06~0.18	65~110	0.12~0.27	80~120	0.2~0.35
M	Stainless Steel	(<200HB)	35~60	0.05~0.15	45~80	0.1~0.25	55~100	0.15~0.3
K	Cast Iron	(<350Mpa)	70~100	0.6~0.2	80~120	0.12~0.3	90~140	0.2~0.4
	Ductile Cast Iron	(<450Mpa)	50~80	0.6~0.2	60~90	0.12~0.3	70~110	0.2~0.4
N	Aluminum <12% Si	-	80~140	0.1~0.25	100~160	0.15~0.35	110~180	0.3~0.45
	Aluminum >12% Si	-	70~120	0.1~0.25	90~130	0.15~0.35	100~150	0.3~0.45
S	Heat Resistant Alloy	-	15~30	0.02~0.08	20~40	0.04~0.1	25~45	0.06~0.12
H	Hardened Material	40~60HRC	10~25	0.02~0.08	15~35	0.04~0.1	20~40	0.06~0.12

Warning :

For deep hole drills(10xD~30xD), need reduce the Vc to 90% and require an initial pilot hole to help guide the drill.

DPN, DGN, DFN Series (External Coolant 外冷)

Work Material		Drill Diameter	Ø3-6mm		Ø6.1~10mm		Ø10.1-16mm	
		Hardness	Cutting Speed (m/min)	Feed (mm/rev)	Cutting Speed (m/min)	Feed (mm/rev)	Cutting Speed (m/min)	Feed (mm/rev)
P	Mild Steel	(<180HB)	45~75	0.06~0.2	55~85	0.12~0.3	60~100	0.2~0.4
	Carbon Steel	(180~280HB)	40~70	0.06~0.2	50~80	0.12~0.3	55~90	0.2~0.4
	Alloy Steel	(280~350HB)	35~65	0.06~0.18	40~75	0.12~0.27	50~85	0.2~0.35
M	Stainless Steel	(<200HB)	25~45	0.05~0.15	25~50	0.1~0.25	30~60	0.15~0.3
K	Cast Iron	(<350Mpa)	45~65	0.06~0.2	50~75	0.12~0.3	55~85	0.2~0.4
	Ductile Cast Iron	(<450Mpa)	40~60	0.06~0.2	45~70	0.12~0.3	50~80	0.2~0.4
N	Aluminum <12% Si	-	65~105	0.1~0.25	65~115	0.15~0.35	70~130	0.3~0.45
	Aluminum >12% Si	-	55~95	0.1~0.25	60~110	0.15~0.35	65~120	0.3~0.45
S	Heat Resistant Alloy	-	15~30	0.02~0.08	20~40	0.04~0.1	25~45	0.06~0.12
H	Hardened Material	40~60HRC	10~25	0.02~0.08	15~35	0.04~0.1	20~40	0.06~0.12

Warning :For slope drilling, please adjust cutting data according to inclined angle

1. For inclined angle under 20 degree, reduce the feed to 50%
2. For inclined angle between 20 to 50 degree, reduce the feed to 40%, and reduce rotation to 70%
3. For inclined angle between 50 to 65 degree, reduce the feed to 30%, and reduce rotation to 70%
4. Not recommend to side milling

Recommended Cutting Conditions 建議切削數據

DPN Series for 10D~50D (External Coolant 外冷)

Dia. (D)	EFF-L (L2)	LD	Carbon steels (180~250HB)			Pre-hardened steels (35~45HRC)			Stainless steels (25~35HRC)			Hardened steels (45~55HRC)		
			RPM	Feed (mm/rev)	Step Feed (mm)	RPM	Feed (mm/rev)	Step Feed (mm)	RPM	Feed (mm/rev)	Step Feed (mm)	RPM	Feed (mm/rev)	Step Feed (mm)
0.1	1	10	25,465	76	0.01	22,282	67	0.007	23,873	72	0.01	20,690	41	0.005
0.1	3	30	25,465	76	0.01	22,282	67	0.007	23,873	72	0.01	20,690	41	0.005
0.1	5	50	20,372	61	0.01	17,825	53	0.007	19,099	57	0.01	16,552	33	0.005
0.15	1.5	10	23,343	70	0.015	20,160	60	0.0105	21,221	64	0.015	19,099	38	0.0075
0.15	4.5	30	23,343	70	0.015	20,160	60	0.0105	21,221	64	0.015	19,099	38	0.0075
0.15	7.5	50	18,674	56	0.015	16,128	48	0.0105	16,977	51	0.015	15,279	31	0.0075
0.2	2	10	20,690	83	0.02	17,507	70	0.014	19,099	76	0.02	16,711	50	0.01
0.2	6	30	20,690	83	0.02	17,507	70	0.014	19,099	76	0.02	16,711	50	0.01
0.2	10	50	16,552	66	0.02	14,006	56	0.014	15,279	61	0.02	13,369	40	0.01
0.3	3	10	14,854	59	0.03	12,732	51	0.021	13,793	55	0.03	12,202	37	0.015
0.3	9	30	14,854	59	0.03	12,732	51	0.021	13,793	55	0.03	12,202	37	0.015
0.3	15	50	11,884	48	0.03	10,186	41	0.021	11,035	44	0.03	9,762	29	0.015
0.4	4	10	12,335	49	0.04	11,539	46	0.028	11,937	48	0.04	10,743	43	0.02
0.4	12	30	12,335	49	0.04	11,539	46	0.028	11,937	48	0.04	10,743	43	0.02
0.4	20	50	9,868	39	0.04	9,231	37	0.028	9,549	38	0.04	8,594	34	0.02
0.5	5	10	9,868	49	0.05	9,231	46	0.035	9,549	48	0.05	8,594	43	0.025
0.5	15	30	9,868	49	0.05	9,231	46	0.035	9,549	48	0.05	8,594	43	0.025
0.5	25	50	7,894	39	0.05	7,385	37	0.035	7,639	38	0.05	6,875	34	0.025
0.6	6	10	8,223	49	0.06	7,692	46	0.042	7,958	48	0.06	7,162	43	0.03
0.6	18	30	8,223	49	0.06	7,692	46	0.042	7,958	48	0.06	7,162	43	0.03
0.6	30	50	6,578	39	0.06	6,154	37	0.042	6,366	38	0.06	5,730	34	0.03
0.7	7	10	7,048	49	0.07	6,594	46	0.049	6,821	48	0.07	6,139	43	0.035
0.7	21	30	7,048	49	0.07	6,594	46	0.049	6,821	48	0.07	6,139	43	0.035
0.7	35	50	5,639	39	0.07	5,275	37	0.049	5,457	38	0.07	4,911	34	0.035
0.8	8	10	6,167	49	0.08	5,769	46	0.056	5,968	48	0.08	5,371	43	0.04
0.8	24	30	6,167	49	0.08	5,769	46	0.056	5,968	48	0.08	5,371	43	0.04
0.8	40	50	4,934	39	0.08	4,615	37	0.056	4,775	38	0.08	4,297	34	0.04
0.9	9	10	5,482	49	0.09	5,128	46	0.063	5,305	48	0.09	4,775	43	0.045
0.9	27	30	5,482	49	0.09	5,128	46	0.063	5,305	48	0.09	4,775	43	0.045
0.9	45	50	4,386	39	0.09	4,103	37	0.063	4,244	38	0.09	3,820	34	0.045
1	10	10	4,934	49	0.1	4,615	46	0.07	4,775	48	0.1	4,297	43	0.05
1	30	30	4,934	49	0.1	4,615	46	0.07	4,775	48	0.1	4,297	43	0.05
1	50	50	3,947	39	0.1	3,692	37	0.07	3,820	38	0.1	3,438	34	0.05

Holemaking

Warning :

1. Always use Peck drilling (G83 program).
2. Use water-soluble or oil-based coolant should be to ensure chip removal.

注意 :

1. 使用啄鑽方式鑽孔 (G83 程序)
2. 請使用水溶性或油性冷卻液以確保排屑

Recommended Cutting Conditions 建議切削數據

DMC Series (Internal Coolant 內冷)

Material	Stainless Steel				Titanium Alloy		Nickel Alloy		Carbon Steel / Alloy Steel	
Hardness	< HRC 20		≥ HRC 20		HRC 33 ~ 45		HRC 33 ~ 45		< HRC 35	
Vc	50 ~ 90 m/min		40 ~ 80 m/min		20 ~ 40 m/min		18 ~ 30 m/min		60 ~ 100 m/min	
Dia (mm)	RPM	fr (mm/rev)	RPM	fr (mm/rev)	RPM	fr (mm/rev)	RPM	fr (mm/rev)	RPM	fr (mm/rev)
4	4000 ~ 7200	0.04 ~ 0.11	3200 ~ 6400	0.04 ~ 0.11	1600 ~ 3200	0.04 ~ 0.08	1400 ~ 2400	0.04 ~ 0.08	4800 ~ 8000	0.04 ~ 0.12
6	2700 ~ 4800	0.06 ~ 0.17	2100 ~ 4200	0.06 ~ 0.17	1000 ~ 2100	0.06 ~ 0.12	1000 ~ 1600	0.06 ~ 0.12	3200 ~ 5300	0.06 ~ 0.18
8	2000 ~ 3600	0.08 ~ 0.22	1600 ~ 3200	0.08 ~ 0.22	800 ~ 1600	0.08 ~ 0.16	700 ~ 1200	0.08 ~ 0.16	2400 ~ 4000	0.08 ~ 0.24
10	1600 ~ 2900	0.10 ~ 0.28	1300 ~ 2500	0.10 ~ 0.28	600 ~ 1300	0.10 ~ 0.20	600 ~ 1000	0.10 ~ 0.20	1900 ~ 3200	0.10 ~ 0.30
12	1300 ~ 2400	0.12 ~ 0.33	1000 ~ 2100	0.12 ~ 0.33	500 ~ 1100	0.12 ~ 0.24	500 ~ 800	0.12 ~ 0.24	1600 ~ 2700	0.12 ~ 0.36
16	1000 ~ 1800	0.16 ~ 0.32	800 ~ 1600	0.16 ~ 0.32	400 ~ 800	0.16 ~ 0.32	400 ~ 600	0.16 ~ 0.32	1200 ~ 2000	0.16 ~ 0.40
20	800 ~ 1400	0.20 ~ 0.40	600 ~ 1300	0.20 ~ 0.40	300 ~ 600	0.20 ~ 0.40	300 ~ 500	0.20 ~ 0.40	1000 ~ 1600	0.20 ~ 0.50

DMN Series (External Coolant 外冷)

Material	Stainless Steel				Titanium Alloy		Nickel Alloy		Carbon Steel / Alloy Steel	
Hardness	< HRC 20		≥ HRC 20		HRC 33 ~ 45		HRC 33 ~ 45		< HRC 35	
Vc	50 ~ 90 m/min		40 ~ 80 m/min		20 ~ 40 m/min		18 ~ 30 m/min		60 ~ 100 m/min	
Dia (mm)	RPM	fr (mm/rev)	RPM	fr (mm/rev)	RPM	fr (mm/rev)	RPM	fr (mm/rev)	RPM	fr (mm/rev)
4	4000 ~ 7200	0.04 ~ 0.08	3200 ~ 6400	0.04 ~ 0.08	1600 ~ 3200	0.04 ~ 0.07	1400 ~ 2400	0.04 ~ 0.07	4800 ~ 8000	0.04 ~ 0.10
6	2700 ~ 4800	0.06 ~ 0.12	2100 ~ 4200	0.06 ~ 0.12	1000 ~ 2100	0.06 ~ 0.11	1000 ~ 1600	0.06 ~ 0.11	3200 ~ 5300	0.06 ~ 0.15
8	2000 ~ 3600	0.08 ~ 0.16	1600 ~ 3200	0.08 ~ 0.16	800 ~ 1600	0.08 ~ 0.14	700 ~ 1200	0.08 ~ 0.14	2400 ~ 4000	0.08 ~ 0.20
10	1600 ~ 2900	0.10 ~ 0.20	1300 ~ 2500	0.10 ~ 0.20	600 ~ 1300	0.10 ~ 0.18	600 ~ 1000	0.10 ~ 0.18	1900 ~ 3200	0.10 ~ 0.25
12	1300 ~ 2400	0.12 ~ 0.24	1000 ~ 2100	0.12 ~ 0.24	500 ~ 1100	0.12 ~ 0.22	500 ~ 800	0.12 ~ 0.22	1600 ~ 2700	0.12 ~ 0.30
16	1000 ~ 1800	0.16 ~ 0.32	800 ~ 1600	0.16 ~ 0.32	400 ~ 800	0.16 ~ 0.29	400 ~ 600	0.16 ~ 0.29	1200 ~ 2000	0.16 ~ 0.40
20	800 ~ 1400	0.20 ~ 0.40	600 ~ 1300	0.20 ~ 0.40	300 ~ 600	0.20 ~ 0.36	300 ~ 500	0.20 ~ 0.36	1000 ~ 1600	0.20 ~ 0.50

Recommended Cutting Conditions 建議切削數據

DTN Series (External Coolant 外冷)

Work Material		VC (m/min)		Fr (mm/rev)
		DTN 90° & DTN 120°	DTN 140°	
P	Carbon steel	55 ~ 75	60 ~ 90	0.04 ~ 0.14
	Alloy steel	50 ~ 70	55 ~ 85	0.03 ~ 0.10
M	Stainless steel	20 ~ 40	22 ~ 50	0.02 ~ 0.10
K	Cast iron	50 ~ 80	55 ~ 95	0.04 ~ 0.13
H	Hardened steel	20 ~ 40	22 ~ 50	0.02 ~ 0.06

Indexable Drilling Tool Series Introduction 捨棄式鑽頭系列介紹

DMU Series




- Use DMUA inserts.
 - Various diameter size inserts can fit in one tool.
 - Hole diameter 13~25.4mm, drilling depth 3D~10D.
 - 使用 DMUA 刀片
 - 各種尺寸的刀片可以安裝在一個刀桿
 - 適用 13 ~ 25.4mm 孔徑加工, 3~10 倍徑鑽孔深度
- Page D045

DSP Series



- Use SPMG inserts with 4 sides cutting edge.
 - 2D, 3D, 4D, 5D drills.
 - Hole diameter 12.5 ~ 41mm.
 - 使用含有 4 個切削角的 SPMG 刀片
 - 2、3、4、5 倍徑鑽孔深度
 - 適用 12.5 ~ 41mm 孔徑加工
- Page D049

DWC Series



- Use WCMT inserts with 3 sides cutting edge.
 - 2D, 3D, 4D, 5D drills.
 - Hole diameter 14 ~ 60mm.
 - 使用含有 4 個切削角的 WCMT 刀片
 - 2、3、4、5 倍徑鑽孔深度
 - 適用 14 ~ 60mm 孔徑加工
- Page D058

DWD Series



- Use WDXT inserts with 4 sides cutting edge.
 - 3D, 4D, 5D drills.
 - Hole diameter 8 ~ 25mm.
 - 使用含有 4 個切削角的 WDXT 刀片
 - 3、4、5 倍徑鑽孔深度
 - 適用 8 ~ 25mm 孔徑加工
- Page D067

DTS Series



- Use DCEX, SCGX, SCMX, SDMX, TCMX inserts.
- Suitable for spotting, chamfering, countersinking, grooving and engraving.
- 使用 DCEX, SCGX, SCMX, SDMX, TCMX 刀片
- 適用於定位, 倒角, 埋頭孔, 開槽及雕刻加工

DMU - Modular Drills · 3D ~ 5D 模組化鑽頭 · 3 ~ 5 倍深

Specification

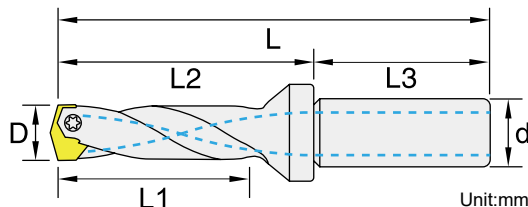
- 3×D ~ 5×D Cutting depth
- Internal Coolant

- High durable SKD holder body
- Use DMUA series inserts

規格

- 3 ~ 5 倍深
- 內冷卻孔

- SKD 高耐久性刀體
- 使用 DMUA 刀片



Unit:mm

3D

Insert Brand 建議刀片 : Winstar

Order No. 訂購編碼	Dimensions, mm						Insert	Screw	Wrench	Stock
	D (Applicable Insert Dia.)	L1	L2	L3	L	d				
IDMU3130020	13.0 ~ 13.99	46	65	50	115	20	DMUA13	IWCS2510	IPL20	○
IDMU3140020	14.0 ~ 14.99	49	70	50	120	20	DMUA14	IWCS3013	IPL25	○
IDMU3150020	15.0 ~ 15.99	52	73	50	123	20	DMUA15			○
IDMU3160020	16.0 ~ 16.99	56	77	50	127	20	DMUA16	IWCS3014	IPL25	○
IDMU3170020	17.0 ~ 17.99	60	81	50	131	20	DMUA17			○
IDMU3180020	18.0 ~ 18.99	63	86	50	136	20	DMUA18	IWCS4016	IPL30	○
IDMU3190020	19.0 ~ 19.99	67	90	50	140	20	DMUA19			○
IDMU3200020	20.0 ~ 20.99	72	98	56	154	25	DMUA20	IWCS4018	IPL30	○
IDMU3210020	21.0 ~ 21.99	75	101	56	157	25	DMUA21			○
IDMU3220020	22.0 ~ 22.99	79	105	56	161	25	DMUA22			○
IDMU3240020	24.0 ~ 25.40	86	114	56	170	25	DMUA2	IWCS5020	IPL35	○

5D

Order No. 訂購編碼	Dimensions, mm						Insert	Screw	Wrench	Stock
	D (Applicable Insert Dia.)	L1	L2	L3	L	d				
IDMU5130020	13.0 ~ 13.99	72	91	50	141	20	DMUA13	IWCS2510	IPL20	●
IDMU5140020	14.0 ~ 14.99	77	98	50	148	20	DMUA14	IWCS3013	IPL25	●
IDMU5150020	15.0 ~ 15.99	82	103	50	153	20	DMUA15			●
IDMU5160020	16.0 ~ 16.99	88	109	50	159	20	DMUA16	IWCS3014	IPL25	●
IDMU5170020	17.0 ~ 17.99	94	115	50	165	20	DMUA17			●
IDMU5180020	18.0 ~ 18.99	99	122	50	172	20	DMUA18	IWCS4016	IPL30	●
IDMU5190020	19.0 ~ 19.99	105	128	50	178	20	DMUA19			●
IDMU5200020	20.0 ~ 20.99	112	138	56	194	25	DMUA20	IWCS4018	IPL30	●
IDMU5210020	21.0 ~ 21.99	117	143	56	199	25	DMUA21			●
IDMU5220020	22.0 ~ 22.99	123	149	56	205	25	DMUA22			●
IDMU5240020	24.0 ~ 25.40	134	162	56	218	25	DMUA2	IWCS5020	IPL35	●

● stock ○ by inquiry

Holemaking

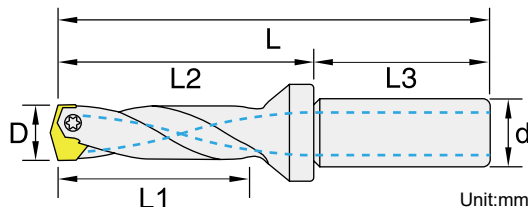
DMU - Modular Drills · 7D ~ 10D 模組化鑽頭 · 7 ~ 10 倍深

Specification

- 7×D ~ 10×D Cutting depth
- High durable SKD holder body
- Internal Coolant
- Use DMUA series inserts

規格

- 7 ~ 10 倍深
- SKD 高耐久性刀體
- 內冷卻孔
- 使用 DMUA 刀片



Unit:mm

7D

Insert Brand 建議刀片 : Winstar

Order No. 訂購編碼	Dimensions, mm						Insert	Screw	Wrench	Stock
	D (Applicable Insert Dia.)	L1	L2	L3	L	d				
IDMU7130020	13.0 ~ 13.99	98	117	50	167	20	DMUA13	IWCS2510	IPL20	○
IDMU7140020	14.0 ~ 14.99	105	126	50	176	20	DMUA14	IWCS3013	IPL25	○
IDMU7150020	15.0 ~ 15.99	112	133	50	183	20	DMUA15			○
IDMU7160020	16.0 ~ 16.99	120	141	50	191	20	DMUA16	IWCS3014	IPL25	○
IDMU7170020	17.0 ~ 17.99	128	149	50	199	20	DMUA17			○
IDMU7180020	18.0 ~ 18.99	135	158	50	208	20	DMUA18	IWCS4016	IPL30	○
IDMU7190020	19.0 ~ 19.99	143	166	50	216	20	DMUA19			○
IDMU7200020	20.0 ~ 20.99	152	178	56	234	25	DMUA20	IWCS4018	IPL30	○
IDMU7210020	21.0 ~ 21.99	159	185	56	241	25	DMUA21			○
IDMU7220020	22.0 ~ 22.99	167	190	56	246	25	DMUA22			○
IDMU7240020	24.0 ~ 25.40	182	210	56	266	25	DMUA2	IWCS5020	IPL35	○

10D

Order No. 訂購編碼	Dimensions, mm						Insert	Screw	Wrench	Stock
	D (Applicable Insert Dia.)	L1	L2	L3	L	d				
IDMU9130020	13.0 ~ 13.99	137	156	50	206	20	DMUA13	IWCS3013	IPL25	○
IDMU9140020	14.0 ~ 14.99	147	168	50	218	20	DMUA14			○
IDMU9150020	15.0 ~ 15.99	157	178	50	228	20	DMUA15	IWCS3014	IPL25	○
IDMU9160020	16.0 ~ 16.99	159	189	50	239	20	DMUA16			○
IDMU9170020	17.0 ~ 17.99	179	200	50	250	20	DMUA17	IWCS4016	IPL30	○
IDMU9180020	18.0 ~ 18.99	189	212	50	262	20	DMUA18			○
IDMU9190020	19.0 ~ 19.99	200	223	50	273	20	DMUA19	IWCS4018	IPL30	○
IDMU9200020	20.0 ~ 20.99	212	238	56	294	25	DMUA20			○
IDMU9210020	21.0 ~ 21.99	222	248	56	304	25	DMUA21			○
IDMU9220020	22.0 ~ 22.99	233	259	56	315	25	DMUA22	IWCS5020	IPL35	○
IDMU9240020	24.0 ~ 25.40	254	282	56	338	25	DMUA2			○

● stock ○ by inquiry

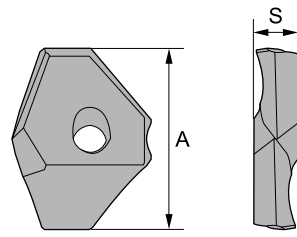
DMU - Modular Drill Inserts 模組化鑽頭刀片

Recommended Cutting Conditions 建議切削數據

Work Material	Vc (m/min)	fr (mm/rev)		
		13.0 ≤ ØD ≤ 15.9	16.0 ≤ ØD ≤ 19.9	20.0 ≤ ØD ≤ 25.4
P Carbon Steel	70 - 95 - 120	0.15 - 0.24 - 0.32	0.18 - 0.27 - 0.35	0.20 - 0.29 - 0.38
	Alloy Steel	60 - 85 - 110	0.15 - 0.23 - 0.30	0.17 - 0.25 - 0.32
M Stainless Steel	55 - 68 - 80	0.11 - 0.17 - 0.23	0.13 - 0.19 - 0.25	0.15 - 0.23 - 0.30
K Cast Iron	70 - 95 - 120	0.15 - 0.24 - 0.32	0.18 - 0.27 - 0.35	0.20 - 0.29 - 0.38
S High Temperature Alloy	35 - 50 - 65	0.08 - 0.13 - 0.18	0.10 - 0.15 - 0.20	0.12 - 0.17 - 0.22

Insert Specifications 刀片規格

Insert	Dimensions (mm)	
	A	S
DMUA1300	13.00	3.6
DMUA1350	13.50	3.6
DMUA1400	14.00	4.0
DMUA1450	14.50	4.0
DMUA1500	15.00	4.0
DMUA1550	15.50	4.0
DMUA1587	15.875 (5/8")	4.0
DMUA1600	16.00	4.0
DMUA1630	16.30	4.0
DMUA1650	16.50	4.0
DMUA1700	17.00	4.0
DMUA1800	18.00	5.0
DMUA1900	19.00	5.0
DMUA1905	19.05 (3/4")	5.0
DMUA2000	20.00	5.0
DUMA2100	21.00	6.0
DMUA2200	22.00	6.0
DMUA2222	22.225 (7/8")	6.0
DMUA2400	24.00	7.0
DMUA2500	25.00	7.0
DMUA2540	25.40 (1")	7.0



* Customized sizes (two decimal places) are acceptable. 客製化尺寸可至小數點後 2 位


Insert Geometry 刀片幾何

Shape 形狀	Tip Design 鑽尖設計	Application 應用
	SX	<ul style="list-style-type: none"> • Tip Angle : 140°, Universal • Low cutting force for steel, stainless steel, cast iron and high temperature alloy. • 鑽尖：140°，泛用 • 低切削阻力的刀口設計，適用於鋼件、不鏽鋼、鑄鐵和高溫合金加工

Holemaking

DMU - Modular Drill Inserts 模組化鑽頭刀片

Insert Designation 刀片型號

Insert	Order No. 訂購編碼	Designation	Working Material					
			P	M	K	N	S	H
	IDMUA1300SX33TX	DMUA1300-SX-CX33TX	●	●	●		○	○
	IDMUA1350SX33TX	DMUA1350-SX-CX33TX	●	●	●		○	○
	IDMUA1400SX33TX	DMUA1400-SX-CX33TX	●	●	●		○	○
	IDMUA1450SX33TX	DMUA1450-SX-CX33TX	●	●	●		○	○
	IDMUA1500SX33TX	DMUA1500-SX-CX33TX	●	●	●		○	○
	IDMUA1550SX33TX	DMUA1550-SX-CX33TX	●	●	●		○	○
	IDMUA1587SX33TX	DMUA1587-SX-CX33TX	●	●	●		○	○
	IDMUA1600SX33TX	DMUA1600-SX-CX33TX	●	●	●		○	○
	IDMUA1630SX33TX	DMUA1630-SX-CX33TX	●	●	●		○	○
	IDMUA1650SX33TX	DMUA1650-SX-CX33TX	●	●	●		○	○
	IDMUA1700SX33TX	DMUA1700-SX-CX33TX	●	●	●		○	○
	IDMUA1800SX33TX	DMUA1800-SX-CX33TX	●	●	●		○	○
	IDMUA1900SX33TX	DMUA1900-SX-CX33TX	●	●	●		○	○
	IDMUA1905SX33TX	DMUA1905-SX-CX33TX	●	●	●		○	○
	IDMUA2000SX33TX	DMUA2000-SX-CX33TX	●	●	●		○	○
	IDUMA2100SX33TX	DUMA2100-SX-CX33TX	●	●	●		○	○
	IDMUA2200SX33TX	DMUA2200-SX-CX33TX	●	●	●		○	○
	IDMUA2222SX33TX	DMUA2222-SX-CX33TX	●	●	●		○	○
	IDMUA2400SX33TX	DMUA2400-SX-CX33TX	●	●	●		○	○
	IDMUA2500SX33TX	DMUA2500-SX-CX33TX	●	●	●		○	○
IDMUA2540SX33TX	DMUA2540-SX-CX33TX	●	●	●		○	○	

Special Insert Order No. 刀片特殊規格訂購編碼

<p>Order No. 訂購編碼</p> <p>IDMUA SX33TX → IDMUA1510SX33TX</p> <p>EX: Insert Dia. = 15.1mm 刀片直徑 = 15.1mm</p>
--

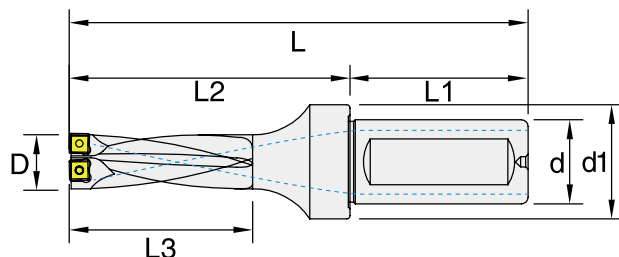
DSP - Indexable Drills · 2D 捨棄式鑽頭 · 2 倍深

Specification

- 2×D Cutting depth
- High durable SKD holder body
- Internal Coolant
- Use SPMG series inserts
- Indexable Insert with 4 sides cutting edge

規 格

- 2 倍深
- 內冷卻孔
- 刀片含有 4 個切削角
- SKD 高耐久性刀體
- 使用 SPMG 刀片



Insert Brand 建議刀片 : Winstar, Taegutec, ...

Order No. 訂購編碼	Dimensions, mm							T	Insert	Screw	Wrench	Stock
	D	d	d1	L	L3	L2	L1					
IDSP125220T205	12.5	20	27	94	26	44	50	2	SPMG0502	ITS2003	ITK06	○
IDSP130220T205	13			94	26	44		2				●
IDSP135220T205	13.5			96	28	46		2				○
IDSP140220T205	14			96	28	46		2				●
IDSP145220T205	14.5			99	30	49		2				○
IDSP150220T205	15			99	30	49		2				●
IDSP155225T206	15.5	25	33	108	32	52	56	2	SPMG0602	ITS2205	ITK06	○
IDSP160225T206	16			108	32	52		2				●
IDSP165225T206	16.5			110	34	54		2				○
IDSP170225T206	17			110	34	54		2				●
IDSP175225T206	17.5			113	36	57		2				○
IDSP180225T206	18			113	36	57		2				●
IDSP185225T206	18.5			115	38	59		2				○
IDSP190225T206	19			115	38	59		2				●
IDSP195225T206	19.5			119	40	63		2				○
IDSP200225T206	20			119	40	63		2				●
IDSP205225T206	20.5			121	42	65		2				○
IDSP210225T206	21			121	42	65		2				●
IDSP215225T206	21.5			123	44	67		2				○
IDSP220225T207	22			123	44	67		2				●
IDSP225232T207	22.5	32	43	131	46	71	60	2	SPMG07T308	ITS2511	ITK08	○
IDSP230232T207	23			131	46	71		2				●
IDSP235232T207	23.5			134	48	74		2				○
IDSP240232T207	24			134	48	74		2				●
IDSP245232T207	24.5			137	50	77		2				○
IDSP250232T207	25			137	50	77		2				●
IDSP255232T207	25.5			139	52	79		2				○
IDSP260232T207	26			139	52	79		2				●
IDSP265232T207	26.5			142	54	81		2				○
IDSP270232T207	27			142	54	81		2				●
IDSP275232T207	27.5	144	56	84	2	○						

● stock ○ by inquiry

Holemaking

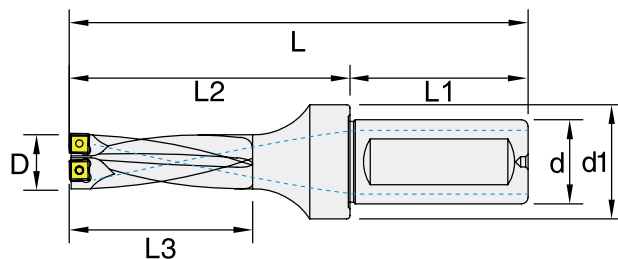
DSP - Indexable Drills · 2D 捨棄式鑽頭 · 2倍深

Specification

- 2×D Cutting depth
- Internal Coolant
- Indexable Insert with 4 sides cutting edge
- High durable SKD holder body
- Use SPMG series inserts

規格

- 2倍深
- 內冷卻孔
- 刀片含有4個切削角
- SKD 高耐久性刀體
- 使用 SPMG 刀片



Insert Brand 建議刀片 : Winstar, Taegutec, ...

Order No. 訂購編碼	Dimensions, mm							T	Insert	Screw	Wrench	Stock
	D	d	d1	L	L3	L2	L1					
IDSP280232T209	28	32	43	144	56	84	60	2	SPMG090408	ITS3504	ITK15	●
IDSP285232T209	28.5			146	58	86		2				○
IDSP290232T209	29			148	60	88		2				●
IDSP295232T209	29.5			150	62	90		2				○
IDSP300232T209	30			152	64	92		2				●
IDSP305232T209	30.5			154	66	94		2				○
IDSP310232T209	31			156	68	96		2				●
IDSP315232T209	31.5			158	70	98		2				○
IDSP320232T209	32			160	72	100		2				●
IDSP325232T209	32.5			162	74	102		2				○
IDSP330232T209	33			164	76	104		2				●
IDSP340232T211	34			166	78	106		2				○
IDSP350232T211	35	185	80	115	2	●						
IDSP360232T211	36	187	82	117	2	○						
IDSP370232T211	37	40	53	185	80	115	2	SPMG110408	ITS4006	ITK15	●	
IDSP380232T211	38			187	82	117	2				○	
IDSP390232T211	39			185	80	115	2				●	
IDSP400240T211	40			187	82	117	2				○	
IDSP410240T211	41										○	

● stock ○ by inquiry

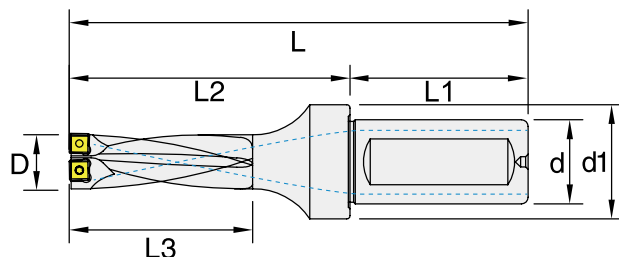
DSP - Indexable Drills · 3D 捨棄式鑽頭 · 3 倍深

Specification

- 3×D Cutting depth
- High durable SKD holder body
- Internal Coolant
- Use SPMG series inserts
- Indexable Insert with 4 sides cutting edge

規格

- 3 倍深
- 內冷卻孔
- 刀片含有 4 個切削角
- SKD 高耐久性刀體
- 使用 SPMG 刀片



Insert Brand 建議刀片 : Winstar, Taegutec, ...

Order No. 訂購編碼	Dimensions, mm							T	Insert	Screw	Wrench	Stock
	D	d	d1	L	L3	L2	L1					
IDSP125320T205	12.5	20	25	107	39	57	50	2	SPMG0502	ITS2003	ITK06	○
IDSP130320T205	13			110	42	60		2				●
IDSP135320T205	13.5			110	42	60		2				○
IDSP140320T205	14			110	42	60		2				●
IDSP145320T205	14.5			110	42	60		2				○
IDSP150320T205	15			110	42	60		2				●
IDSP155325T206	15.5	25	33	124	48	68	56	2	SPMG0602	ITS2205	ITK06	○
IDSP160325T206	16			127	51	71		2				●
IDSP165325T206	16.5			127	51	71		2				○
IDSP170325T206	17			127	51	71		2				●
IDSP175325T206	17.5			131	54	75		2				○
IDSP180325T206	18			131	54	75		2				●
IDSP185325T206	18.5			134	57	78		2				○
IDSP190325T206	19			134	57	78		2				●
IDSP195325T206	19.5			134	57	78		2				○
IDSP200325T206	20			139	60	83		2				●
IDSP205325T206	20.5			139	60	83		2				○
IDSP210325T206	21			142	63	86		2				●
IDSP215325T206	21.5			142	63	86		2				○
IDSP220325T207	22			145	66	89		2				●
IDSP225332T207	22.5	32	43	154	69	94	60	2	SPMG07T3	ITS2511	ITK08	○
IDSP230332T207	23			154	69	94		2				●
IDSP235332T207	23.5			158	72	98		2				○
IDSP240332T207	24			158	72	98		2				●
IDSP245332T207	24.5			162	75	102		2				○
IDSP250332T207	25			162	75	102		2				●
IDSP255332T207	25.5			165	78	105		2				○
IDSP260332T207	26			165	78	105		2				●
IDSP265332T207	26.5			169	81	108		2				○
IDSP270332T207	27			169	81	108		2				●
IDSP275332T207	27.5	172	84	112	2	○						

● stock ○ by inquiry

Holemaking

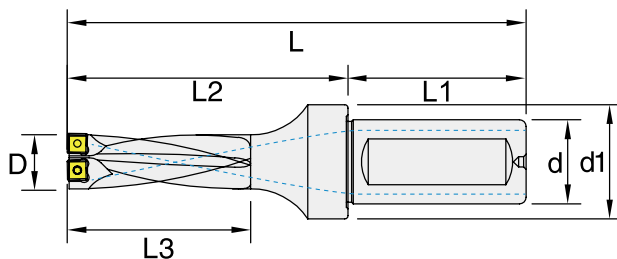
DSP - Indexable Drills · 3D 捨棄式鑽頭 · 3 倍深

Specification

- 3×D Cutting depth
- Internal Coolant
- Indexable Insert with 4 sides cutting edge
- High durable SKD holder body
- Use SPMG series inserts

規格

- 3 倍深
- 內冷卻孔
- 刀片含有 4 個切削角
- SKD 高耐久性刀體
- 使用 SPMG 刀片



Insert Brand 建議刀片 : Winstar, Taegutec, ...

Order No. 訂購編碼	Dimensions, mm							T	Insert	Screw	Wrench	Stock
	D	d	d1	L	L3	L2	L1					
IDSP280332T209	28	32	43	172	84	112	60	2	SPMG0904	ITS3504	ITK15	●
IDSP285332T209	28.5			175	87	115		2				
IDSP290332T209	29			178	90	118		2				
IDSP295332T209	29.5			181	93	121		2				
IDSP300332T209	30			184	96	124		2				
IDSP305332T209	30.5			187	99	127		2				
IDSP310332T209	31			190	102	130		2				
IDSP315332T209	31.5			193	105	133		2				
IDSP320332T209	32			196	108	136		2				
IDSP325332T209	32.5			199	111	139		2				
IDSP330332T209	33			202	114	142		2				
IDSP340332T211	34			205	117	145		2				
IDSP350332T211	35			225	120	155		2				
IDSP360332T211	36			228	123	158		2				
IDSP370332T211	37											●
IDSP380332T211	38											●
IDSP390332T211	39											●
IDSP400340T211	40	40	53	225	120	155	2		SPMG1104	ITS4006	ITK15	●
IDSP410340T211	41			228	123	158	2					○

● stock ○ by inquiry

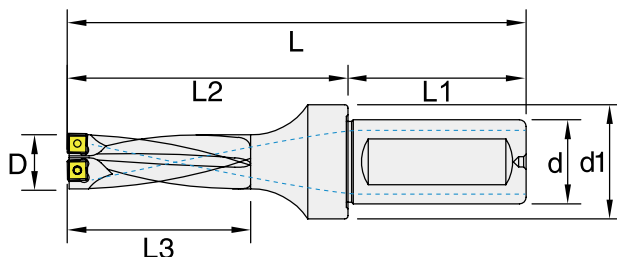
DSP - Indexable Drills · 4D 捨棄式鑽頭 · 4 倍深

Specification

- 4×D Cutting depth
- High durable SKD holder body
- Internal Coolant
- Use SPMG series inserts
- Indexable Insert with 4 sides cutting edge

規格

- 4 倍深
- 內冷卻孔
- 刀片含有 4 個切削角
- SKD 高耐久性刀體
- 使用 SPMG 刀片



Insert Brand 建議刀片 : Winstar, Taegutec, ...

Order No. 訂購編碼	Dimensions, mm							T	Insert	Screw	Wrench	Stock
	D	d	d1	L	L3	L2	L1					
IDSP125420T205	12.5	20	27	120	52	70	50	2	SPMG0502	ITS2003	ITK06	○
IDSP130420T205	13			124	56	74		2				●
IDSP135420T205	13.5			124	56	74		2				○
IDSP140420T205	14			124	56	74		2				●
IDSP145420T205	14.5			124	56	74		2				○
IDSP150420T205	15			124	56	74		2				●
IDSP155425T206	15.5	25	33	140	64	84	56	2	SPMG0602	ITS2205	ITK06	○
IDSP160425T206	16			144	68	88		2				●
IDSP165425T206	16.5			144	68	88		2				○
IDSP170425T206	17			144	68	88		2				●
IDSP175425T206	17.5			144	68	88		2				○
IDSP180425T206	18			144	68	88		2				●
IDSP185425T206	18.5			144	68	88		2				○
IDSP190425T206	19			144	68	88		2				●
IDSP195425T206	19.5			144	68	88		2				○
IDSP200425T206	20			144	68	88		2				●
IDSP205425T206	20.5			144	68	88		2				○
IDSP210425T206	21			144	68	88		2				●
IDSP215425T206	21.5			144	68	88		2				○
IDSP220425T207	22			144	68	88		2				●
IDSP225432T207	22.5	32	43	177	92	117	60	2	SPMG07T3	ITS2511	ITK08	○
IDSP230432T207	23			181	96	121		2				●
IDSP235432T207	23.5			181	96	121		2				○
IDSP240432T207	24			181	96	121		2				●
IDSP245432T207	24.5			181	96	121		2				○
IDSP250432T207	25			181	96	121		2				●
IDSP255432T207	25.5			181	96	121		2				○
IDSP260432T207	26			181	96	121		2				●
IDSP265432T207	26.5			181	96	121		2				○
IDSP270432T207	27			181	96	121		2				●
IDSP275432T207	27.5	181	96	121	2	○						

● stock ○ by inquiry

Holemaking

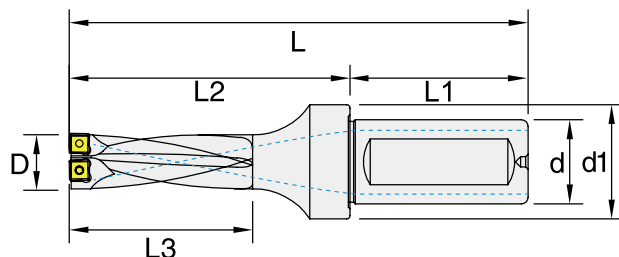
DSP - Indexable Drills · 4D 捨棄式鑽頭 · 4 倍深

Specification

- 4×D Cutting depth
- Internal Coolant
- Indexable Insert with 4 sides cutting edge
- High durable SKD holder body
- Use SPMG series inserts

規格

- 4 倍深
- 內冷卻孔
- 刀片含有 4 個切削角
- SKD 高耐久性刀體
- 使用 SPMG 刀片



Insert Brand 建議刀片 : Winstar, Taegutec, ...

Order No. 訂購編碼	Dimensions, mm							T	Insert	Screw	Wrench	Stock					
	D	d	d1	L	L3	L2	L1										
IDSP280432T209	28	32	43	200	112	140	60	2	SPMG0904	TS3504	TK15	●					
IDSP285432T209	28.5			204	116	144		2									
IDSP290432T209	29			208	120	148		2									
IDSP295432T209	29.5							2									
IDSP300432T209	30							2									
IDSP305432T209	30.5			212	124	152		2									
IDSP310432T209	31							2									
IDSP315432T209	31.5							2									
IDSP320432T209	32			216	128	156		2									
IDSP325432T209	32.5							2									
IDSP330432T209	33							2									
IDSP340432T211	34			224	136	164		2				SPMG1104	TS4006	TK15	●		
IDSP350432T211	35							228							140	168	2
IDSP360432T211	36							232							144	172	2
IDSP370432T211	37			236	148	176		2									
IDSP380432T211	38	240	152	180	2												
IDSP390432T211	39	244	156	184	2												
IDSP400440T211	40	40	53	265	160	195	2	●									
IDSP410440T211	41			269	164	199	2	○									

● stock ○ by inquiry

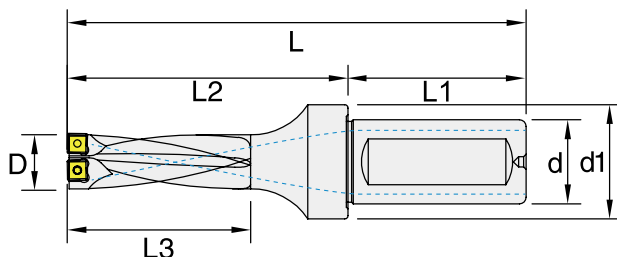
DSP - Indexable Drills · 5D 捨棄式鑽頭 · 5 倍深

Specification

- 5×D Cutting depth
- High durable SKD holder body
- Internal Coolant
- Use SPMG series inserts
- Indexable Insert with 4 sides cutting edge

規格

- 5 倍深
- 內冷卻孔
- 刀片含有 4 個切削角
- SKD 高耐久性刀體
- 使用 SPMG 刀片



Insert Brand 建議刀片 : Winstar, Taegutec, ...

Order No. 訂購編碼	Dimensions, mm							T	Insert	Screw	Wrench	Stock
	D	d	d1	L	L3	L2	L1					
IDSP130520T205	13	20	27	133	65	83	50	2	SPMG0502	ITS2003	ITK06	<input type="radio"/>
IDSP140520T205	14			138	70	88		2				<input type="radio"/>
IDSP150520T205	15			144	75	94		2				<input type="radio"/>
IDSP160525T206	16	25	33	156	80	100	56	2	SPMG0602	ITS2205	ITK06	<input type="radio"/>
IDSP170525T206	17			161	85	105		2				<input type="radio"/>
IDSP180525T206	18			166	90	110		2				<input type="radio"/>
IDSP190525T206	19			171	95	115		2				<input type="radio"/>
IDSP200525T206	20			176	100	120		2				<input type="radio"/>
IDSP210525T206	21			181	105	125		2				<input type="radio"/>
IDSP220525T207	22			186	110	130		2				<input type="radio"/>
IDSP230532T207	23			200	115	140		2				<input type="radio"/>
IDSP240532T207	24	205	120	145	2	SPMG07T3	ITS2511	ITK08	<input type="radio"/>			
IDSP250532T207	25	210	125	150	2				<input type="radio"/>			
IDSP260532T207	26	215	130	155	2				<input type="radio"/>			
IDSP270532T207	27	223	135	163	2	<input type="radio"/>						
IDSP280532T209	28	228	140	168	2	SPMG0904	ITS3504	ITK15	<input type="radio"/>			
IDSP290532T209	29	233	145	173	2				<input type="radio"/>			
IDSP300532T209	30	238	150	178	2				<input type="radio"/>			
IDSP310532T209	31	243	155	183	2				<input type="radio"/>			
IDSP320532T209	32	248	160	188	2				<input type="radio"/>			
IDSP330532T209	33	253	165	193	2				<input type="radio"/>			
IDSP340532T211	34	258	170	198	2				SPMG1104	ITS4006	ITK15	<input type="radio"/>
IDSP350532T211	35	263	175	203	2							<input type="radio"/>
IDSP360532T211	36	268	180	208	2	<input type="radio"/>						

● stock ○ by inquiry

Holemaking

DSP - Indexable Drill Inserts 捨棄式鑽頭刀片

Insert Specifications 刀片規格

Insert	Dimensions (mm)				
	A	B	S	r	d1
SPMG050204	5.00	2.38	0.4	2.30	2.8
SPMG060204	6.00	2.38	0.4	2.65	3.0
SPMG07T308	7.94	3.97	0.8	2.85	3.4
SPMG090408	9.80	4.3	0.8	4.05	4.0
SPMG110408	11.50	4.8	0.8	4.45	4.3

Insert Geometry 刀片幾何

Shape 形狀	Chipbreaker 斷屑槽	Application 應用
	MG	Low cutting force for medium cutting in steel, stainless steel and cast iron. 低切削阻力的刀口設計，適用於鋼件、不鏽鋼和鑄鐵的中加工應用
	RG	Strong geometry design for rough cutting in steel, alloy steel and hardened steel. 強壯的刀口設計，適用於鋼件、合金鋼、預硬鋼的粗加工應用

Recommended Cutting Conditions 建議切削數據

DSP Series (2×D, 3×D)

Work Material	Hardness	Vc (m/min)	Feed Rate (mm/rev)				
			SPMG05 Ø13-Ø15	SPMG06 Ø16-Ø21	SPMG07 Ø22-Ø27	SPMG09 Ø28-Ø33	SPMG11 Ø34-Ø41
P	Mild Steel (<180HB)	120~250	0.04~0.08	0.05~0.10	0.06~0.13	0.07~0.15	0.08~0.18
	Carbon Steel (180~280HB)	100~150	0.04~0.08	0.05~0.09	0.06~0.12	0.07~0.13	0.08~0.15
	Alloy Steel (280~350HB)	80~140	0.04~0.07	0.05~0.08	0.05~0.09	0.06~0.12	0.07~0.14
M	Stainless Steel (<200HB)	80~180	0.04~0.08	0.05~0.09	0.05~0.10	0.06~0.12	0.07~0.14
K	Cast Iron (<350Mpa)	110~190	0.05~0.09	0.07~0.12	0.08~0.15	0.09~0.17	0.12~0.20
	Ductile Cast Iron (<450Mpa)	100~160	0.05~0.08	0.06~0.11	0.07~0.13	0.08~0.15	0.10~0.18
N	Aluminum <12% Si	300~400	0.05~0.11	0.07~0.13	0.08~0.15	0.09~0.20	0.12~0.25
	Aluminum >12% Si	200~330	0.04~0.08	0.05~0.10	0.06~0.13	0.07~0.15	0.08~0.18
S	Heat Resistant Alloy	30~60	0.02~0.04	0.03~0.05	0.03~0.05	0.04~0.06	0.05~0.08
H	Hardened Material 40~60HRC	30~60	0.02~0.04	0.03~0.05	0.03~0.05	0.04~0.06	0.05~0.08

Apply for 4×D reduce 10%, 5×D reduce 15%.

DSP - Indexable Drill Inserts 捨棄式鑽頭刀片

Insert Designation 刀片型號

Insert	Order No. 訂購編碼	Designation	Working Material					
			P	M	K	N	S	H
	ISPMG050204MG32HS	SPMG050204-MG-CX32HS	●	●	●		○	○
	ISPMG050204MG33TX	SPMG050204-MG-CX33TX	●	●	●		●	●
	ISPMG050204MG43TX	SPMG050204-MG-CX43TX	●	●	●		●	
	ISPMG060204MG32HS	SPMG060204-MG-CX32HS	●	●	●		○	○
	ISPMG060204MG33TX	SPMG060204-MG-CX33TX	●	●	●		●	●
	ISPMG060204MG43TX	SPMG060204-MG-CX43TX	●	●	●		●	
	ISPMG07T308MG32HS	SPMG07T308-MG-CX32HS	●	●	●		○	○
	ISPMG07T308MG33TX	SPMG07T308-MG-CX33TX	●	●	●		●	●
	ISPMG07T308MG43TX	SPMG07T308-MG-CX43TX	●	●	●		●	
	ISPMG090408MG32HS	SPMG090408-MG-CX32HS	●	●	●		○	○
	ISPMG090408MG33TX	SPMG090408-MG-CX33TX	●	●	●		●	●
	ISPMG090408MG43TX	SPMG090408-MG-CX43TX	●	●	●		●	
	ISPMG090408RG32HS	SPMG090408-RG-CX32HS	●	●	●		○	○
	ISPMG090408RG33TX	SPMG090408-RG-CX33TX	●	●	●		●	●
	ISPMG090408RG43TX	SPMG090408-RG-CX43TX	●	●	●		●	
	ISPMG110408MG32HS	SPMG110408-MG-CX32HS	●	●	●		○	○
	ISPMG110408MG33TX	SPMG110408-MG-CX33TX	●	●	●		●	●
	ISPMG110408MG43TX	SPMG110408-MG-CX43TX	●	●	●		●	
	ISPMG110408RG32HS	SPMG110408-RG-CX32HS	●	●	●		○	○
	ISPMG110408RG33TX	SPMG110408-RG-CX33TX	●	●	●		●	●
	ISPMG110408RG43TX	SPMG110408-RG-CX43TX	●	●	●		●	

Holemaking

DWC - Indexable Drills · 2D

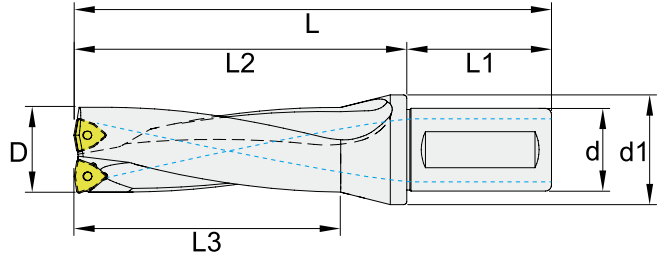
捨棄式鑽頭 · 2 倍深

Specification

- 2×D Cutting depth
- Internal Coolant
- Indexable Insert with 3 sides cutting edge
- High durable SKD holder body
- Use WCMT series inserts

規格

- 2 倍深
- 內冷卻孔
- 刀片含有 3 個切削角
- SKD 高耐久性刀體
- 使用 WCMT 刀片



Insert Brand 建議刀片 : Winstar, Sandvik, Korloy, ...

Order No. 訂購編碼	Dimensions, mm							T	Insert	Screw	Wrench	Stock						
	D	d	d1	L	L3	L2	L1											
IDWC140225T203	14	25	38	114	28	58	56	2	WCMT0302	ITS2502	ITK08	●						
IDWC145225T203	14.5			2	●													
IDWC150225T203	15			2	●													
IDWC155225T203	15.5			2	○													
IDWC160225T203	16			2	●													
IDWC165225T203	16.5			2	○													
IDWC170225T203	17			2	●													
IDWC175225T203	17.5			2	○													
IDWC180225T203	18			2	●													
IDWC185225T203	18.5			2	○													
IDWC190225T203	19			2	●													
IDWC195225T203	19.5			2	○													
IDWC200225T203	20			2	●													
IDWC205225T203	20.5	2	○															
IDWC210225T204	21	32	43	126	40	70	60	2	WCMT0402	ITS2507	ITK08	●						
IDWC215225T204	21.5			2	○													
IDWC220232T204	22			2	●													
IDWC225232T204	22.5			2	○													
IDWC230232T204	23			2	●													
IDWC235232T204	23.5			2	○													
IDWC240232T204	24			2	●													
IDWC245232T204	24.5			2	○													
IDWC250232T204	25			2	●													
IDWC255232T204	25.5			2	○													
IDWC260232T205	26			30	43	128		42				72	60	2	WCMT0503	ITS3007	ITK10	●
IDWC270232T205	27					2		●										
IDWC280232T205	28					2		○										
IDWC290232T205	29					2		●										
IDWC300232T205	30					2		○										
IDWC300232T205	30	2	●															
IDWC300232T205	30	2	○															

● stock ○ by inquiry

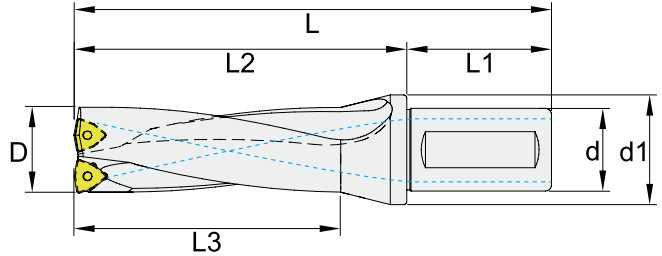
DWC - Indexable Drills · 2D 捨棄式鑽頭 · 2 倍深

Specification

- 2×D Cutting depth
- Internal Coolant
- Indexable Insert with 3 sides cutting edge
- High durable SKD holder body
- Use WCMT series inserts

規格

- 2 倍深
- 內冷卻孔
- 刀片含有 3 個切削角
- SKD 高耐久性刀體
- 使用 WCMT 刀片



Insert Brand 建議刀片 : Winstar, Sandvik, Korloy, ...

Order No. 訂購編碼	Dimensions, mm							T	Insert	Screw	Wrench	Stock
	D	d	d1	L	L3	L2	L1					
IDWC310232T206	31	32	43	154	62	94	60	2	WCMT06T3	ITS3504		●
IDWC320232T206	32			156	64	96		2				
IDWC330232T206	33			159	66	99		2				
IDWC340232T206	34			160	68	100		2				
IDWC350232T206	35			162	70	102		2				
IDWC360232T206	36			164	72	104		2				
IDWC370232T206	37			166	74	106		2				
IDWC380232T206	38			168	76	106		2				
IDWC390232T206	39			170	78	110		2				
IDWC400240T206	40			40	54	185		80				115
IDWC410240T206	41	187	82			117	2					
IDWC420240T208	42	189	84			119	2					
IDWC430240T208	43	191	86			121	2					
IDWC440240T208	44	194	88			124	2					
IDWC450240T208	45	195	90			125	2					
IDWC460240T208	46	197	92			127	2					
IDWC470240T208	47	199	94			129	2					
IDWC480240T208	48	201	96			131	2					
IDWC490240T208	49	202	98			132	2					
IDWC500240T208	50	204	100			134	2					
IDWC510240T208	51	206	102			136	2					
IDWC520240T208	52	208	104			138	2					
IDWC530240T208	53	210	106			140	2					
IDWC540240T208	54	212	108			142	2					
IDWC550240T208	55	215	110			145	2					
IDWC560240T208	56	58	217			112	147	2				
IDWC570240T208	57		219			114	149	2				
IDWC580240T208	58	59	221			116	151	2				
IDWC590240T208	59		223			118	153	2				
IDWC600240T208	60		63	225	120	155	2					

● stock ○ by inquiry

Holemaking

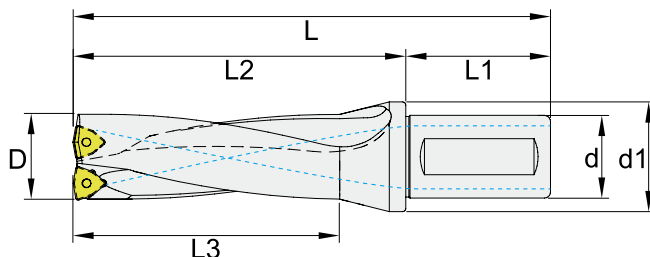
DWC - Indexable Drills · 3D 捨棄式鑽頭 · 3 倍深

Specification

- 3×D Cutting depth
- Internal Coolant
- Indexable Insert with 3 sides cutting edge
- High durable SKD holder body
- Use WCMT series inserts

規格

- 3 倍深
- 內冷卻孔
- 刀片含有 3 個切削角
- SKD 高耐久性刀體
- 使用 WCMT 刀片



Insert Brand 建議刀片 : Winstar, Sandvik, Korloy, ...

Order No. 訂購編碼	Dimensions, mm							T	Insert	Screw	Wrench	Stock
	D	d	d1	L	L3	L2	L1					
IDWC140325T203	14	25	38	128	42	72	56	2	WCMT0302	ITS2502	ITK08	●
IDWC145325T203	14.5			2	●							
IDWC150325T203	15			2	●							
IDWC155325T203	15.5			2	●							
IDWC160325T203	16			2	●							
IDWC165325T203	16.5			2	●							
IDWC170325T203	17			2	●							
IDWC175325T203	17.5			2	●							
IDWC180325T203	18			2	●							
IDWC185325T203	18.5			2	●							
IDWC190325T203	19			2	●							
IDWC195325T203	19.5			2	●							
IDWC200325T203	20			2	●							
IDWC205325T203	20.5			2	●							
IDWC210325T204	21	2	●									
IDWC215325T204	21.5	2	●									
IDWC220332T204	22	32	43	158	66	98	60	2	WCMT0402	ITS2507	●	
IDWC225332T204	22.5			2	●							
IDWC230332T204	23			2	●							
IDWC235332T204	23.5			2	●							
IDWC240332T204	24			2	●							
IDWC245332T204	24.5			2	●							
IDWC250332T204	25			2	●							
IDWC255332T204	25.5			2	●							
IDWC260332T205	26			2	●							
IDWC270332T205	27			2	●							
IDWC280332T205	28			2	●							
IDWC290332T205	29			2	●							
IDWC300332T205	30			2	●							
IDWC305332T206	30.5			2	●							
IDWC310332T206	31			2	●							
IDWC260332T205	26	32	43	170	78	110	60	2	WCMT0503	ITS3007	ITK10	●
IDWC270332T205	27			2	●							
IDWC280332T205	28			2	●							
IDWC290332T205	29			2	●							
IDWC300332T205	30			2	●							
IDWC305332T206	30.5			2	●							
IDWC310332T206	31	2	●									
IDWC310332T206	31	32	43	185	93	125	60	2	WCMT06T3	ITS3504	ITK15	●
IDWC310332T206	31			2	●							
IDWC310332T206	31			2	●							

● stock ○ by inquiry

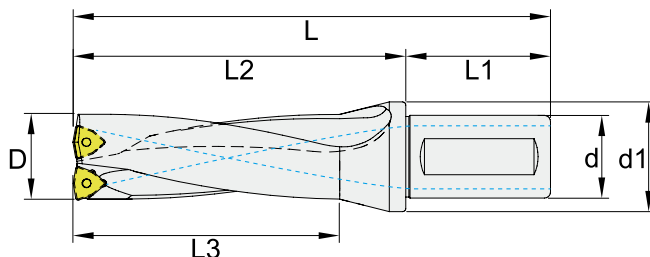
DWC - Indexable Drills · 3D 捨棄式鑽頭 · 3 倍深

Specification

- 3×D Cutting depth
- Internal Coolant
- Indexable Insert with 3 sides cutting edge
- High durable SKD holder body
- Use WCMT series inserts

規格

- 3 倍深
- 內冷卻孔
- 刀片含有 3 個切削角
- SKD 高耐久性刀體
- 使用 WCMT 刀片



Insert Brand 建議刀片 : Winstar, Sandvik, Korloy, ...

Order No. 訂購編碼	Dimensions, mm							T	Insert	Screw	Wrench	Stock
	D	d	d1	L	L3	L2	L1					
IDWC315332T206	31.5	32	43	185	93	125	60	2	WCMT06T3	ITS3504		○
IDWC320332T206	32			188	96	128		2				●
IDWC325332T206	32.5			188	96	128		2				○
IDWC330332T206	33			191	99	131		2				●
IDWC340332T206	34			194	102	134		2				○
IDWC350332T206	35			197	105	137		2				●
IDWC360332T206	36			200	108	140		2				○
IDWC370332T206	37			203	111	143		2				●
IDWC380332T206	38			206	114	146		2				○
IDWC390332T206	39			209	117	149		2				●
IDWC400340T206	40	40	54	225	120	155	70	2	WCMT0804	ITS4004	ITK15	○
IDWC410340T206	41			228	123	158		2				○
IDWC420340T208	42			231	126	161		2				○
IDWC430340T208	43			234	129	164		2				○
IDWC440340T208	44			238	132	168		2				○
IDWC450340T208	45			240	135	170		2				○
IDWC460340T208	46			243	138	173		2				○
IDWC470340T208	47			246	141	176		2				○
IDWC480340T208	48			249	144	179		2				○
IDWC490340T208	49			253	147	182		2				○
IDWC500340T208	50	254	150	184	2	○						
IDWC510340T208	51	257	153	187	2	○						
IDWC520340T208	52	260	156	190	2	○						
IDWC530340T208	53	263	159	193	2	○						
IDWC540340T208	54	266	162	196	2	○						
IDWC550340T208	55	270	165	200	2	○						
IDWC560340T208	56	58	58	273	168	203	2	○				
IDWC570340T208	57			276	171	205	2	○				
IDWC580340T208	58	59	59	279	174	209	2	○				
IDWC590340T208	59			282	177	212	2	○				
IDWC600340T208	60			63	285	180	215	2	○			

● stock ○ by inquiry

Holemaking

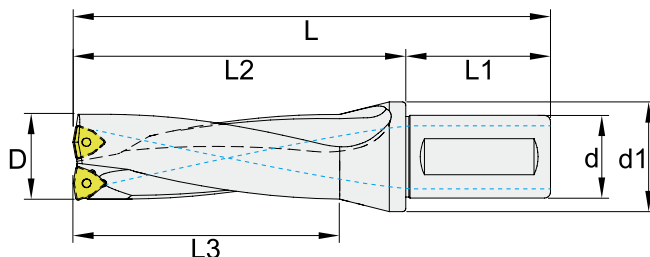
DWC - Indexable Drills · 4D 捨棄式鑽頭 · 4 倍深

Specification

- 4×D Cutting depth
- Internal Coolant
- Indexable Insert with 3 sides cutting edge
- High durable SKD holder body
- Use WCMT series inserts

規格

- 4 倍深
- 內冷卻孔
- 刀片含有 3 個切削角
- SKD 高耐久性刀體
- 使用 WCMT 刀片



Insert Brand 建議刀片 : Winstar, Sandvik, Korloy, ...

Order No. 訂購編碼	Dimensions, mm							T	Insert	Screw	Wrench	Stock
	D	d	d1	L	L3	L2	L1					
IDWC140425T203	14	25	38	142	56	86	56	2	WCMT0302	ITS2502	ITK08	●
IDWC150425T203	15			146	60	90		2				
IDWC160425T203	16			150	64	94		2				
IDWC170425T203	17			154	68	98		2				
IDWC180425T203	18			158	72	102		2				
IDWC190425T203	19			162	76	106		2				
IDWC200425T203	20			166	80	110		2				
IDWC210425T204	21			170	84	114		2				
IDWC220432T204	22	32	43	180	88	120	60	2	WCMT0402	ITS2507	ITK10	●
IDWC230432T204	23			184	92	124		2				
IDWC240432T204	24			188	96	128		2				
IDWC250432T204	25			192	100	132		2				
IDWC260432T205	26			196	104	136		2				
IDWC270432T205	27			200	108	140		2				
IDWC280432T205	28			204	112	144		2				
IDWC290432T205	29			208	116	148		2				
IDWC300432T205	30			212	120	152		2				
IDWC310432T206	31			216	124	156		2				
IDWC320432T206	32	220	128	160	2							
IDWC330432T206	33	224	132	164	2							
IDWC340432T206	34	228	136	168	2							
IDWC350432T206	35	232	140	172	2							
IDWC360432T206	36	236	144	176	2							
IDWC370432T206	37	240	148	180	2							
IDWC380432T206	38	244	152	184	2							
IDWC390432T206	39	248	156	188	2							
IDWC400440T206	40	40	54	265	160	195	70	2	WCMT06T3	ITS3504	ITK15	●
IDWC410440T206	41			269	164	199		2				

● stock ○ by inquiry

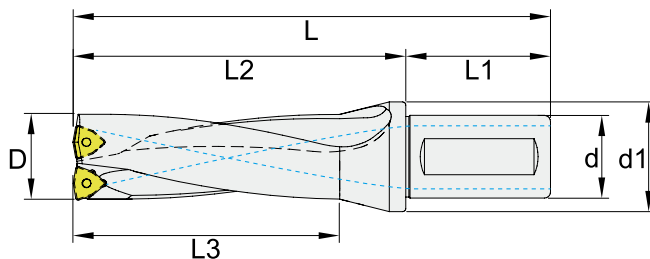
DWC - Indexable Drills · 4D 捨棄式鑽頭 · 4 倍深

Specification

- 4×D Cutting depth
- Internal Coolant
- Indexable Insert with 3 sides cutting edge
- High durable SKD holder body
- Use WCMT series inserts

規格

- 4 倍深
- 內冷卻孔
- 刀片含有 3 個切削角
- SKD 高耐久性刀體
- 使用 WCMT 刀片



Insert Brand 建議刀片 : Winstar, Sandvik, Korloy, ...

Order No. 訂購編碼	Dimensions, mm							T	Insert	Screw	Wrench	Stock
	D	d	d1	L	L3	L2	L1					
IDWC420440T208	42	40	54	273	168	203	70	2	WCMT0804	ITS4004	ITK15	○
IDWC430440T208	43			277	172	207		2				
IDWC440440T208	44			282	176	212		2				
IDWC450440T208	45			285	180	215		2				
IDWC460440T208	46			289	184	219		2				
IDWC470440T208	47			293	188	223		2				
IDWC480440T208	48			297	192	227		2				
IDWC490440T208	49			301	196	231		2				
IDWC500440T208	50			305	200	235		2				
IDWC510440T208	51			309	204	239		2				
IDWC520440T208	52		313	208	243	2						
IDWC530440T208	53		317	212	247	2						
IDWC540440T208	54		320	216	250	2						
IDWC550440T208	55		325	220	255	2						
IDWC560440T208	56		58	329	224	259		2				
IDWC570440T208	57			333	228	263		2				
IDWC580440T208	58			59	337	232		267				2
IDWC590440T208	59		341		236	271		2				
IDWC600440T208	60		63	345	240	275		2				○

● stock ○ by inquiry

Holemaking

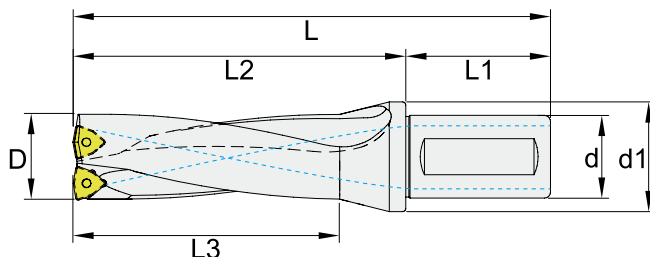
DWC - Indexable Drills · 5D 捨棄式鑽頭 · 5 倍深

Specification

- 5×D Cutting depth
- Internal Coolant
- Indexable Insert with 3 sides cutting edge
- High durable SKD holder body
- Use WCMT series inserts

規格

- 5 倍深
- 內冷卻孔
- 刀片含有 3 個切削角
- SKD 高耐久性刀體
- 使用 WCMT 刀片



Insert Brand 建議刀片 : Winstar, Sandvik, Korloy, ...

Order No. 訂購編碼	Dimensions, mm							T	Insert	Screw	Wrench	Stock
	D	d	d1	L	L3	L2	L1					
IDWC160525T203	16	25	38	166	80	110	56	2	WCMT0302	ITS2507	ITK08	<input type="radio"/>
IDWC170525T203	17	25	38	171	85	115	56	2				<input type="radio"/>
IDWC180525T203	18	25	38	176	90	120	56	2				<input type="radio"/>
IDWC190525T203	19	25	38	181	95	125	56	2				<input type="radio"/>
IDWC200525T203	20	25	38	186	100	130	56	2				<input type="radio"/>
IDWC210525T203	21	25	38	191	105	135	56	2				<input type="radio"/>
IDWC220525T203	22	25	38	196	110	140	56	2				<input type="radio"/>
IDWC230532T204	23	32	43	207	115	147	60	2	WCMT0402	ITS2507	ITK08	<input type="radio"/>
IDWC240532T204	24	32	43	212	120	152	60	2				<input type="radio"/>
IDWC250532T204	25	32	43	217	125	157	60	2				<input type="radio"/>
IDWC260532T205	26	32	43	222	130	162	60	2	WCMT0503	ITS3007	ITK10	<input type="radio"/>
IDWC270532T205	27	32	43	227	135	167	60	2				<input type="radio"/>
IDWC280532T205	28	32	43	232	140	172	60	2				<input type="radio"/>
IDWC290532T205	29	32	43	237	145	177	60	2				<input type="radio"/>
IDWC300532T205	30	32	43	242	150	182	60	2				<input type="radio"/>
IDWC310532T206	31	32	43	247	155	187	60	2				WCMT06T3
IDWC320532T206	32	32	43	252	160	192	60	2	<input type="radio"/>			
IDWC330532T206	33	32	43	257	165	197	60	2	<input type="radio"/>			
IDWC340532T206	34	32	43	262	170	202	60	2	<input type="radio"/>			
IDWC350532T206	35	32	43	267	175	207	60	2	<input type="radio"/>			
IDWC360532T206	36	32	43	272	180	212	60	2	<input type="radio"/>			
IDWC440540T208	44	40	54	326	220	256	70	2	WCMT0804	ITS4004	ITK15	

● stock ○ by inquiry

DWC - Indexable Drill Inserts 捨棄式鑽頭刀片

Insert Specifications 刀片規格

Insert	Dimensions (mm)				
	A	B	S	r	d1
WCMT030208	3.8	5.56	2.38	0.8	2.8
WCMT040208	4.3	6.35	2.38	0.8	3.0
WCMT050308	5.4	7.94	3.18	0.8	3.4
WCMT06T308	6.5	9.53	3.97	0.8	4.0
WCMT080412	8.7	12.7	4.76	1.2	4.3

Insert Geometry 刀片幾何

Shape 形狀	Chipbreaker 斷屑槽	Application 應用
	SG	Sharp geometric design, easy to chip breaking, for steel, stainless steel and cast iron. 鋒利的刀口設計，易於斷屑，適用於鋼件、不鏽鋼和鑄鐵加工
	MM	Low cutting force for medium cutting in steel, stainless steel and cast iron. 低切削阻力的刀口設計，適用於鋼件、不鏽鋼和鑄鐵的中加工應用

Recommended Cutting Conditions 建議切削數據

DWC Series (2×D, 3×D)

Work Material	Hardness	Vc (m/min)	Feed Rate (mm/rev)				
			WCMT03 Ø14-Ø20.5	WCMT04 Ø22-Ø25.5	WCMT05 Ø26-Ø30	WCMT06 Ø31-Ø39	WCMT08 Ø40-Ø60
P	Mild Steel (<180HB)	110~220	0.06~0.09	0.06~0.11	0.07~0.13	0.08~0.18	0.10~0.25
	Carbon Steel (180~280HB)	90~140	0.06~0.09	0.06~0.11	0.07~0.13	0.08~0.18	0.10~0.25
	Alloy Steel (280~350HB)	70~120	0.05~0.07	0.05~0.09	0.06~0.11	0.07~0.14	0.08~0.17
M	Stainless Steel (<200HB)	60~140	0.05~0.09	0.05~0.10	0.06~0.13	0.07~0.15	0.08~0.18
K	Cast Iron (<350Mpa)	100~160	0.07~0.11	0.07~0.13	0.08~0.15	0.09~0.18	0.11~0.22
	Ductile Cast Iron (<450Mpa)	90~120	0.06~0.10	0.06~0.12	0.07~0.14	0.08~0.16	0.10~0.20
N	Aluminum <12% Si	200~360	0.06~0.11	0.08~0.13	0.09~0.15	0.11~0.18	0.12~0.25
	Aluminum >12% Si	150~250	0.06~0.11	0.08~0.13	0.09~0.15	0.11~0.18	0.12~0.25
S	Heat Resistant Alloy	25~50	0.03~0.05	0.03~0.06	0.04~0.08	0.05~0.10	0.06~0.12
H	Hardened Material	-	-	-	-	-	-

Apply for 4×D reduce 10%, 5×D reduce 15%.

DWC - Indexable Drill Inserts 捨棄式鑽頭刀片

Insert Designation 刀片型號

Insert	Order No. 訂購編碼	Designation	Working Material					
			P	M	K	N	S	H
	IWCMT030208MM32HS	WCMT030208-MM-CX32HS	●	●	●		○	○
	IWCMT030208MM33TX	WCMT030208-MM-CX33TX	●	●	●		●	●
	IWCMT030208MM43TX	WCMT030208-MM-CX43TX	●	●	●		●	
	IWCMT040208SG32HS	WCMT040208-SG-CX32HS	●	●	●		○	○
	IWCMT040208SG33TX	WCMT040208-SG-CX33TX	●	●	●		●	●
	IWCMT040208SG43TX	WCMT040208-SG-CX43TX	●	●	●		●	
	IWCMT040208MM32HS	WCMT040208-MM-CX32HS	●	●	●		○	○
	IWCMT040208MM33TX	WCMT040208-MM-CX33TX	●	●	●		●	●
	IWCMT040208MM43TX	WCMT040208-MM-CX43TX	●	●	●		●	
	IWCMT050308SG32HS	WCMT050308-SG-CX32HS	●	●	●		○	○
	IWCMT050308SG33TX	WCMT050308-SG-CX33TX	●	●	●		●	●
	IWCMT050308SG43TX	WCMT050308-SG-CX43TX	●	●	●		●	
	IWCMT050308MM32HS	WCMT050308-MM-CX32HS	●	●	●		○	○
	IWCMT050308MM33TX	WCMT050308-MM-CX33TX	●	●	●		●	●
	IWCMT050308MM43TX	WCMT050308-MM-CX43TX	●	●	●		●	
	IWCMT06T308SG32HS	WCMT06T308-SG-CX32HS	●	●	●		○	○
	IWCMT06T308SG33TX	WCMT06T308-SG-CX33TX	●	●	●		●	●
	IWCMT06T308SG43TX	WCMT06T308-SG-CX43TX	●	●	●		●	
	IWCMT06T308MM32HS	WCMT06T308-MM-CX32HS	●	●	●		○	○
	IWCMT06T308MM33TX	WCMT06T308-MM-CX33TX	●	●	●		●	●
	IWCMT06T308MM43TX	WCMT06T308-MM-CX43TX	●	●	●		●	
	IWCMT080412SG32HS	WCMT080412-SG-CX32HS	●	●	●		○	○
	IWCMT080412SG33TX	WCMT080412-SG-CX33TX	●	●	●		●	●
	IWCMT080412SG43TX	WCMT080412-SG-CX43TX	●	●	●		●	
	IWCMT080412MM32HS	WCMT080412-MM-CX32HS	●	●	●		○	○
	IWCMT080412MM33TX	WCMT080412-MM-CX33TX	●	●	●		●	●
	IWCMT080412MM43TX	WCMT080412-MM-CX43TX	●	●	●		●	

DWD - Indexable Drills · 3D

捨棄式鑽頭 · 3 倍深

Specification

- 3×D Cutting depth
- Internal Coolant
- Indexable Insert with 4 sides cutting edge
- High durable SKD holder body
- Use WDXT series inserts

規格

- 3 倍深
- 內冷卻孔
- 刀片含有 4 個切削角
- SKD 高耐久性刀體
- 使用 WDXT 刀片



Fig. 1

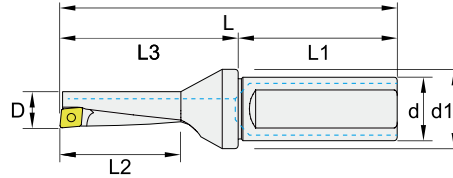
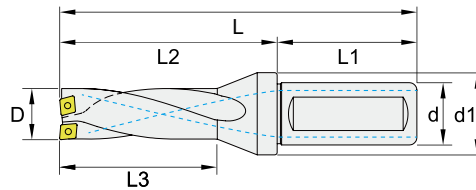


Fig. 2



Insert Brand 建議刀片 : Winstar, Sumitomo, ...

Order No. 訂購編碼	Dimensions, mm							T	Fig	Insert	Screw	Wrench	Stock								
	D	d	d1	L	L3	L2	L1														
IDWD100320T105	10	20	27	101	51	30	50	1	1	WDXT0525	ITS2003	ITK06	●								
IDWD120320T106	12			107	57	36				●											
IDWD130320T204	13	20	27	107	39	57	50	2	2	WDXT0420	ITS1801	ITK06	●								
IDWD135320T204	13.5			110	42	60							○								
IDWD140320T204	14			114	45	64							●								
IDWD145320T204	14.5			117	48	67							○								
IDWD150320T204	15			120	51	70							●								
IDWD155320T205	15.5			123	54	73				○											
IDWD160320T205	16			126	57	76				●											
IDWD165320T205	16.5			129	60	79				○											
IDWD170320T205	17			25	33	143				63	87	56	2	2	WDXT0630	ITS2203	ITK07	●			
IDWD175320T205	17.5					146				66	90							○			
IDWD180320T205	18	149	69			93	●														
IDWD185320T206	18.5	152	72			96	○														
IDWD190320T206	19	155	75			99	●														
IDWD195320T206	19.5	32	43	149	69	93	56	2	2	WDXT0735	ITS2511	ITK08	○								
IDWD200320T206	20			152	72	96							●								
IDWD205325T206	20.5			155	75	99							○								
IDWD210325T206	21			32	43	152							72	96	56	2	2	WDXT0735	ITS2511	ITK08	○
IDWD215325T206	21.5					155							75	99							●
IDWD220325T206	22	32	43	152	72	96	56	2	2	WDXT0735	ITS2511	ITK08	○								
IDWD225332T206	22.5			155	75	99							●								
IDWD230332T207	23			152	72	96							○								
IDWD235332T207	23.5	32	43	152	72	96	56	2	2	WDXT0735	ITS2511	ITK08	○								
IDWD240332T207	24			155	75	99							●								
IDWD245332T207	24.5			152	72	96							○								
IDWD250332T207	25	32	43	152	72	96	56	2	2	WDXT0735	ITS2511	ITK08	○								
IDWD250332T207	25			155	75	99							●								

● stock ○ by inquiry

Holemaking

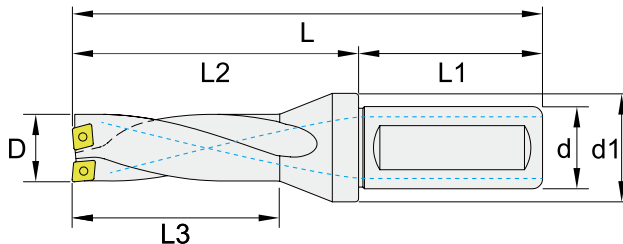
DWD - Indexable Drills · 4D 捨棄式鑽頭 · 4 倍深

Specification

- 4×D Cutting depth
- Internal Coolant
- Indexable Insert with 4 sides cutting edge
- High durable SKD holder body
- Use WDXT series inserts

規格

- 4 倍深
- 內冷卻孔
- 刀片含有 4 個切削角
- SKD 高耐久性刀體
- 使用 WDXT 刀片



Insert Brand 建議刀片 : Winstar, Sumitomo, ...

Order No. 訂購編碼	Dimensions, mm							T	Insert	Screw	Wrench	Stock		
	D	d	d1	L	L3	L2	L1							
IDWD130420T204	13	20	27	120	52	70	50	2	WDXT0420	ITS1801	ITK06	●		
IDWD135420T204	13.5			124	56	74						○		
IDWD140420T204	14			129	60	79						●		
IDWD145420T204	14.5			133	64	83						○		
IDWD150420T204	15			137	68	87						●		
IDWD155420T205	15.5			141	72	91						○		
IDWD160420T205	16			145	76	95			●					
IDWD165420T205	16.5			149	80	99			○					
IDWD170420T205	17			164	63	108			●					
IDWD175420T205	17.5			168	66	112			○					
IDWD180420T205	18			172	69	116			●					
IDWD185420T206	18.5			176	72	120			○					
IDWD190420T206	19			180	75	124			●					
IDWD195420T206	19.5			25	33	172			69	116	56	WDXT0630	ITS2203	ITK07
IDWD200420T206	20	176	72				120	●						
IDWD205425T206	20.5	180	75				124	○						
IDWD210425T206	21	WDXT0735	ITS2511				ITK08	●						
IDWD215425T206	21.5							○						
IDWD220425T206	22							●						
IDWD225425T206	22.5							○						
IDWD230425T207	23	WDXT0735	ITS2511				ITK08	●						
IDWD235425T207	23.5			○										
IDWD240425T207	24			●										
IDWD245425T207	24.5			○										
IDWD250425T207	25	●												

● stock ○ by inquiry

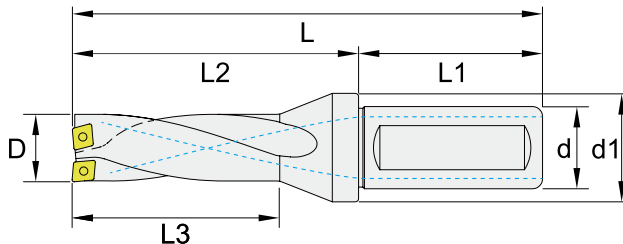
DWD - Indexable Drills · 5D 捨棄式鑽頭 · 5 倍深

Specification

- 5×D Cutting depth
- Internal Coolant
- Indexable Insert with 4 sides cutting edge
- High durable SKD holder body
- Use WDXT series inserts

規格

- 5 倍深
- 內冷卻孔
- 刀片含有 4 個切削角
- SKD 高耐久性刀體
- 使用 WDXT 刀片



Insert Brand 建議刀片 : Winstar, Sumitomo, ...

Order No. 訂購編碼	Dimensions, mm							T	Insert	Screw	Wrench	Stock
	D	d	d1	L	L3	L2	L1					
IDWD130520T204	13	20	25	133	65	83	50	2	WDXT0420	ITS1801	ITK06	●
IDWD140520T204	14			138	70	88						●
IDWD150520T204	15			144	75	94						●
IDWD160520T205	16			149	80	100						●
IDWD170520T205	17			154	85	105			●			
IDWD180520T205	18			159	90	110			●			
IDWD190520T206	19			164	95	115			●			
IDWD200520T206	20			169	100	120			●			
IDWD210525T206	21	25	33	185	105	125	56	2	WDXT0630	ITS2203	ITK07	●
IDWD220525T206	22			190	110	130						●
IDWD230525T207	23			195	115	140						●
IDWD240525T207	24			200	120	145			●			
IDWD250525T207	25			205	125	150				●		

● stock ○ by inquiry

Holemaking

DWD - Indexable Drill Inserts 捨棄式鑽頭刀片

Insert Specifications 刀片規格

Insert	Dimensions (mm)			
	A	r1	r2	S
WDXT042004	4.2	0.4	0.4	2.0
WDXT052504	5.0	0.4	0.4	2.5
WDXT063006	6.0	0.6	0.6	3.0
WDXT073506	7.5	0.6	0.6	3.5

Insert Geometry 刀片幾何

Shape 形狀	Chipbreaker 斷屑槽	Application 應用
	MG	Low cutting force for medium cutting in steel, stainless steel and cast iron. 低切削阻力的刀口設計，適用於鋼件、不鏽鋼和鑄鐵的中加工應用

Recommended Cutting Conditions 建議切削數據





DWD Series (3×D)

Work Material	Hardness	Vc (m/min)	Feed Rate (mm/rev)	
			Ø13-Ø18	Ø18.5-Ø25
P Mild Steel	(<180HB)	100~200	0.08~0.20	0.08~0.20
	Cabon Steel (180~280HB)	120~240	0.06~0.14	0.06~0.14
	Alloy Steel (280~350HB)	85~210	0.05~0.11	0.05~0.11
M Stainless Steel	(<200HB)	120~180	0.06~0.15	0.06~0.15
K Cast Iron	(<350Mpa)	120~200	0.09~0.27	0.10~0.30
	Ductile Cast Iron (<450Mpa)	90~150	0.09~0.27	0.10~0.30
N Aluminum <12% Si	-	200~320	0.06~0.17	0.06~0.17
	Aluminum >12% Si	180~280	0.06~0.17	0.06~0.17
S Heat Resistant Alloy	-	25~70	0.06~0.15	0.06~0.15

Apply for 4×D reduce 10%, 5×D reduce 15%.

DWD - Indexable Drill Inserts 捨棄式鑽頭刀片

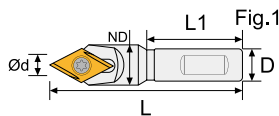
Insert Designation 刀片型號

Insert	Order No. 訂購編碼	Designation	Working Material					
			P	M	K	N	S	H
	IWDXT042004MG33TX	WDXT042004-MG-CX33TX	●	●	●		●	●
	IWDXT052504MG33TX	WDXT052504-MG-CX33TX	●	●	●		●	●
	IWDXT063006MG33TX	WDXT063006-MG-CX33TX	●	●	●		●	●
	IWDXT073506MG33TX	WDXT073506-MG-CX33TX	●	●	●		●	●

Holemaking

DTS60 - Indexable Spotting Drills 60° 捨棄式定位鑽頭

DTS60 - Spotting Drills 定位鑽頭



DTS 60 - DCEX11T3

Insert Brand 建議刀片 : Winstar

Order No. 訂購編碼	D	ND	L	L1	Fig	Insert	Screw	Wrench	Stock
IDTS1006006011	10	12	60	30	1	DCEX11T3	ITS3520	ITK15	●
IDTS1210006011	12	12	100	-	2				●

● stock ○ by inquiry

Recommended Cutting Conditions 建議切削數據

DTS 60 Chamfering / Countersinking

Material	Vc (m/min)	fr (mm/rev)
Carbon steel	12 ~ 180	0.05 ~ 0.15
Alloy steel	12 ~ 180	0.05 ~ 0.15
Stainless steel	12 ~ 180	0.05 ~ 0.15
Cast iron	12 ~ 180	0.05 ~ 0.15
Aluminum	12 ~ 180	0.10 ~ 0.20
Hardened steel	12 ~ 180	0.03 ~ 0.10

DTS 60 Grooving / Engraving

Material	Vc (m/min)	fr (mm/rev)
Carbon steel	10 ~ 170	0.005 ~ 0.05
Alloy steel	10 ~ 170	0.005 ~ 0.03
Stainless steel	10 ~ 170	0.005 ~ 0.05
Cast iron	10 ~ 170	0.005 ~ 0.03
Aluminum	10 ~ 170	0.005 ~ 0.08
Hardened steel	10 ~ 170	0.005 ~ 0.02

DTS 60 Cutting Depth of Passes

No. of Passes	ap of one pass (mm)					
	Aluminum	Cast iron	Carbon steel	Alloy steel	Stainless steel	Hardened steel
1	1.0	0.8	0.8	0.6	0.5	0.2
2	0.8	0.7	0.6	0.5	0.4	0.2
3	0.2	0.3	0.3	0.3	0.3	0.15
4		0.2	0.2	0.3	0.3	0.15
5			0.1	0.2	0.2	0.1
6				0.1	0.2	0.1
7					0.1	0.1

※ Max ap is 2mm

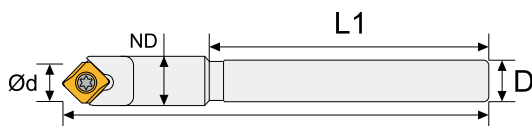
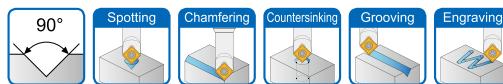
DTS60 - Indexable Spotting Drills 60° 捨棄式定位鑽頭

Insert Designation 刀片型號

Insert	Order No. 訂購編碼	Designation	r	Engraving Ød	P	M	K	N	S	H
	IDCEX11T301SG32HS	DCEX11T301-SG-CX32HS	0.1	0.2 ~ 1	●	●	●	●	●	
	IDCEX11T302SG32HS	DCEX11T302-SG-CX32HS	0.2	0.4 ~ 2	●	●	●	●	●	
	IDCEX11T304SG32HS	DCEX11T304-SG-CX32HS	0.4	0.8 ~ 3	●	●	●	●	●	
	IDCEX11T30132HS	DCEX11T301-CX32HS	0.1	0.8 ~ 3	●	●	●		●	●
	IDCEX11T30232HS	DCEX11T302-CX32HS	0.2	0.8 ~ 3	●	●	●		●	●
	IDCEX11T30432HS	DCEX11T304-CX32HS	0.4	0.8 ~ 3	●	●	●		●	●
	IDCEX11T30832HS	DCEX11T308-CX32HS	0.8	0.8 ~ 3	●	●	●		●	●

DTS90 - Indexable Spotting Drills 90° 捨棄式定位鑽頭

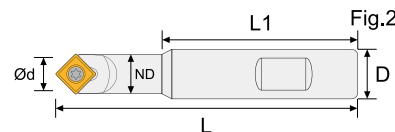
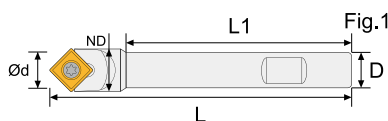
DTS90 - Spotting Drills 定位鑽頭



DTS90 - SDMX05T1 (for small lathe 適用於小型車床)

Insert Brand 建議刀片 : Winstar

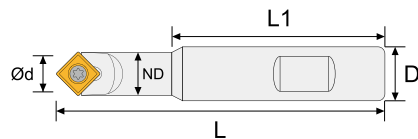
Order No. 訂購編碼	D	L	ND	L1	Spotting Ød	Engraving Ød	Insert	Screw	Wrench	Stock
IDTS0604009005	6	40	7	20	1 ~ 5	0.8 ~ 1.5	SDMX05T1	ITS1801	ITK06	●
IDTS0606009005	6	60	7	40						●



DTS90 - SCGX09T3, SCM09T3

Insert Brand 建議刀片 : Winstar

Order No. 訂購編碼	D	L	ND	L1	Fig	Spotting Ød	Engraving Ød	Insert	Screw	Wrench	Stock
IDTS1010009009	10	100	12.2	71	1	2 ~ 11	0.8 ~ 2.5	SCGX09T3 SCMX09T3	ITS3520	ITK15	●
IDTS1210009009	12	100	12.2	71							●
IDTS1610009009	16	100	12.2	71	2						●
IDTS1613009009	16	130	12.2	101							●

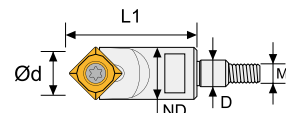


DTS90 - SDMX11T3

Insert Brand 建議刀片 : Winstar

Order No. 訂購編碼	D	L	ND	L1	Spotting Ød	Engraving Ød	Insert	Screw	Wrench	Stock
IDTS1610009011	16	100	14.1	71	3 ~ 14	1.6 ~ 4.0	SDMX11T3	ITS3521	ITK15	●

DTS90 - Modular Spotting Drill Heads 定位鑽刀頭



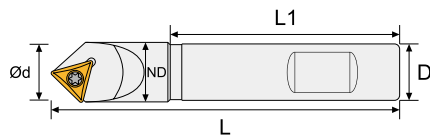
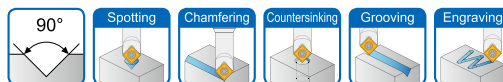
Insert Brand 建議刀片 : Winstar

Order No. 訂購編碼	L1	ND	D	M	Spotting Ød	Engraving Ød	Insert	Screw	Wrench	Stock
IDTSM603009009	30	12.4	6.5	M6	2 ~ 11	0.8 ~ 2.5	SCMX09T3	ITS3520	ITK15	○

● stock ○ by inquiry

DTS90 - Indexable Spotting Drills 90° 捨棄式定位鑽頭

DTS90 - Spotting Drills 定位鑽頭



DTS90 - TCMX16T3

Insert Brand 建議刀片 : Winstar

Order No. 訂購編碼	D	L	ND	L1	Spotting Ød	Engraving Ød	Insert	Screw	Wrench	Stock
IDTS2012009016	20	120	21.2	78	3 ~ 20	1.6 ~ 4.0	TCMX16T3	ITS3521	ITK15	●

● stock ○ by inquiry

Recommended Cutting Conditions 建議切削數據

DTS 90 Spotting

Material	Vc (m/min)		Fr (mm/rev)	
	Ød = 2 ~ 4.9 mm	Ød ≥ 5 mm	Ød = 2 ~ 4.9 mm	Ød ≥ 5 mm
Carbon steel	60 ~ 120	90 ~ 220	0.04 ~ 0.08	0.06 ~ 0.10
Alloy steel	50 ~ 100	75 ~ 180	0.03 ~ 0.06	0.05 ~ 0.08
Stainless steel	30 ~ 60	45 ~ 120	0.02 ~ 0.04	0.04 ~ 0.06
Cast iron	40 ~ 80	60 ~ 130	0.04 ~ 0.08	0.06 ~ 0.10
Hardened steel	20 ~ 40	30 ~ 60	0.02 ~ 0.04	0.04 ~ 0.08

DTS 90 Chamfering / Countersinking

Material	Vc (m/min)	Fr (mm/rev)
Carbon steel	60 ~ 270	0.15 ~ 0.24
Alloy steel	50 ~ 220	0.12 ~ 0.20
Stainless steel	35 ~ 120	0.10 ~ 0.20
Cast iron	60 ~ 220	0.15 ~ 0.25
Hardened steel	20 ~ 60	0.03 ~ 0.08








DTS 90 Grooving / Engraving

Material	Vc (m/min)	Fr (mm/rev)
Carbon steel	40 ~ 140	0.12 ~ 0.18
Alloy steel	35 ~ 120	0.10 ~ 0.14
Stainless steel	25 ~ 70	0.08 ~ 0.12
Cast iron	30 ~ 100	0.12 ~ 0.18
Hardened steel	20 ~ 50	0.02 ~ 0.04

Holemaking

DTS90 - Indexable Spotting Drills 90° 捨棄式定位鑽頭

Insert Designation 刀片型號

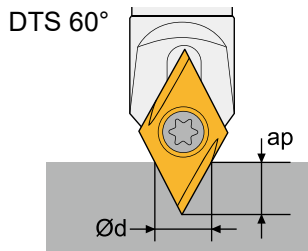
Insert	Order No. 訂購編碼	Designation	r	Spotting Ød	Engraving Ød	P	M	K	N	S	H
	ISCX09T304AG10	SCGX09T304-AG-CX10	0.4	2 ~ 11	0.8 ~ 2.5				●		
	ISCX09T304FG13TX	SCGX09T304-FG-CX13TX	0.4	2 ~ 11	0.8 ~ 2.5	●	●	●	○	●	●
	ISCMX09T304SM32HS	SCMX09T304-SM-CX32HS	0.4	2 ~ 11	0.8 ~ 2.5	●	●	●	○	●	○
	ISDMX05T104FG13TX	SDMX05T104-FG-CX13TX	0.4	1 ~ 5	0.8 ~ 1.5	●	●	●	○	●	●
	ISDMX05T104FG33TX	SDMX05T104-FG-CX33TX	0.4	1 ~ 5	0.8 ~ 1.5	●	●	●	○	●	●
	ISDMX11T308SG33TX	SDMX11T308-SG-CX33TX	0.8	3 ~ 14	1.6 ~ 4.0	●	●	●		●	●
	ITCMX16T308SM32HS	TCMX16T308-SM-CX32HS	0.8	3 ~ 20	1.6 ~ 4.0	●	●	●	○	●	●

How to calculate Ød ,RPM and Feed 如何計算 Ød ,RPM 和 Feed

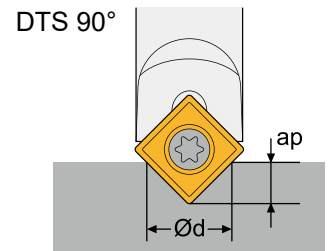
Formula :

$$RPM = \frac{V_c \times 1000}{\varnothing d \times \pi}$$

$$Feed = RPM \times fr$$



$$\varnothing d \cong (0.577 \times (ap + r) + 0.05) \times 2$$



$$\varnothing d \cong (0.4r + ap + 0.05) \times 2$$

EX :

Working Material : Cast iron

Insert : SCGX09T304

Application : 90° Spotting

ap : 2.5mm

$$\varnothing d = (0.4r + ap + 0.05) \times 2 = (0.4 \times 0.4 + 2.5 + 0.05) \times 2 = 5.42 \text{ mm}$$

Reference conditions table get $V_c \cong 85 \text{ m/min}$ and $fr \cong 0.075 \text{ mm/rev}$

$$RPM = (V_c \times 1000) / (\varnothing d \times \pi) = (85 \times 1000) / (5.42 \times \pi) \cong 5000$$

$$Feed = RPM \times fr = 5000 \times 0.075 = 375 \text{ mm/min}$$

Working Demonstration 加工實例



Cutting parameter	
Tools	DTS 90° with SCMX09T304-SP CX32HS
Material	Cast Iron
Coolant	Dry
Application	Spotting
Vc	85 m/min
S	4800 rpm
Feed	360 mm/min
ap	2.5 mm

DRM Series



- DRM machine reamer suitable for through hole.
- Specially for high accurate hole machining.
- UNIX smooth coating.
- 左螺旋，右切設計螺旋機械鉸刀適用於通孔加工
- 高精度孔加工專用
- 高鋁鈦平滑塗層

→ Page D079

DRSC Series



- DRSC straight flute reamer with internal coolant.
- Suitable for blind / through hole.
- Specially for high accurate hole machining.
- UNIX smooth coating.

- 直刃內冷鉸刀
- 適用於盲孔 / 通孔加工
- 高精度孔加工專用
- 高鋁鈦平滑塗層

→ Page D080

DRSN Series

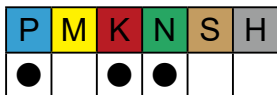


- DRSN straight flute reamer with external coolant.
- Suitable for blind / through hole.
- Specially for high accurate hole machining.
- UNIX smooth coating.

- 直刃外冷鉸刀
- 適用於盲孔 / 通孔加工
- 高精度孔加工專用
- 高鋁鈦平滑塗層

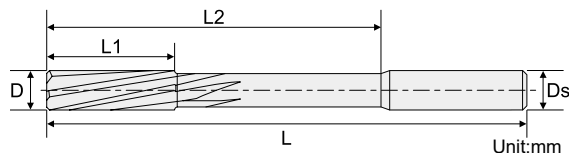
→ Page D081

DRMN - Left spiral flute · External Coolant 螺旋機械外冷鉸刀



Specification

- External
- Left spiral flute
- New UNIX Smooth Coating
- Tolerance H7
- Provide high degree of accuracy to leave smooth sides.
- For through hole

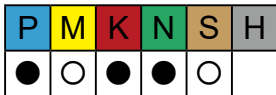


Order No. 訂購編碼	D	L1	L2	L	Ds	F
DRMN0299090UX	2.99	15	35	60	4	4
DRMN0300090UX	3.00	15	35	60	4	4
DRMN0301090UX	3.01	15	35	60	4	4
DRMN0302090UX	3.02	15	35	60	4	4
DRMN0310090UX	3.10	15	35	60	4	4
DRMN0320090UX	3.20	15	35	60	4	4
DRMN0330090UX	3.30	15	35	60	4	4
DRMN0340090UX	3.40	15	35	60	4	4
DRMN0350090UX	3.50	18	35	60	4	4
DRMN0360090UX	3.60	18	35	60	4	4
DRMN0370090UX	3.70	18	35	60	4	4
DRMN0380090UX	3.80	18	35	60	4	4
DRMN0390090UX	3.90	18	35	60	4	4
DRMN0399090UX	3.99	19	50	75	4	4
DRMN0400090UX	4.00	19	50	75	4	4
DRMN0401090UX	4.01	19	50	75	4	4
DRMN0402090UX	4.02	19	50	75	4	4
DRMN0410090UX	4.10	19	50	75	6	4
DRMN0420090UX	4.20	19	50	75	6	4
DRMN0430090UX	4.30	19	50	75	6	4
DRMN0440090UX	4.40	19	50	75	6	4
DRMN0450090UX	4.50	21	50	75	6	4
DRMN0460090UX	4.60	21	50	75	6	4
DRMN0470090UX	4.70	21	50	75	6	4
DRMN0480090UX	4.80	21	50	75	6	4
DRMN0490090UX	4.90	21	50	75	6	4
DRMN0499090UX	4.99	23	50	75	6	6
DRMN0500090UX	5.00	23	50	75	6	6
DRMN0501090UX	5.01	23	50	75	6	6
DRMN0502090UX	5.02	23	50	75	6	6
DRMN0510090UX	5.10	23	50	75	6	6
DRMN0520090UX	5.20	23	50	75	6	6
DRMN0530090UX	5.30	23	50	75	6	6
DRMN0540090UX	5.40	23	50	75	6	6
DRMN0550090UX	5.50	26	50	75	6	6
DRMN0560090UX	5.60	26	50	75	6	6
DRMN0570090UX	5.70	26	50	75	6	6
DRMN0580090UX	5.80	26	50	75	6	6
DRMN0590090UX	5.90	26	50	75	6	6
DRMN0599090UX	5.99	26	65	100	6	6
DRMN0600090UX	6.00	26	65	100	6	6
DRMN0601090UX	6.01	26	65	100	6	6
DRMN0602090UX	6.02	26	65	100	6	6
DRMN0650090UX	6.50	28	65	100	8	6
DRMN0699090UX	6.99	31	70	109	8	6
DRMN0700090UX	7.00	31	70	109	8	6
DRMN0701090UX	7.01	31	70	109	8	6
DRMN0702090UX	7.02	31	70	109	8	6

Order No. 訂購編碼	D	L1	L2	L	Ds	F
DRMN0750090UX	7.50	31	70	109	8	6
DRMN0799090UX	7.99	33	80	109	8	6
DRMN0800090UX	8.00	33	80	109	8	6
DRMN0801090UX	8.01	33	80	109	8	6
DRMN0802090UX	8.02	33	80	109	8	6
DRMN0850090UX	8.50	33	80	125	10	6
DRMN0899090UX	8.99	36	85	125	10	6
DRMN0900090UX	9.00	36	85	125	10	6
DRMN0901090UX	9.01	36	85	125	10	6
DRMN0902090UX	9.02	36	85	125	10	6
DRMN0950090UX	9.50	36	85	125	10	6
DRMN0999090UX	9.99	38	85	125	10	6
DRMN1000090UX	10.00	38	85	125	10	6
DRMN1001090UX	10.01	38	85	125	10	6
DRMN1002090UX	10.02	38	85	125	10	6
DRMN1050090UX	10.50	38	85	125	12	6
DRMN1099090UX	10.99	41	100	150	12	6
DRMN1100090UX	11.00	41	100	150	12	6
DRMN1101090UX	11.01	41	100	150	12	6
DRMN1102090UX	11.02	41	100	150	12	6
DRMN1150090UX	11.50	41	100	150	12	6
DRMN1199090UX	11.99	44	100	150	12	6
DRMN1200090UX	12.00	44	100	150	12	6
DRMN1201090UX	12.01	44	100	150	12	6
DRMN1202090UX	12.02	44	100	150	12	6

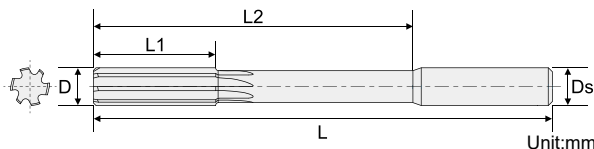
HoleraKing

DRSN - Straight flute · External Coolant 直刃外冷鉸刀



Specification

- External
- Straight flute
- New UNIX Smooth Coating
- Tolerance H7
- Unequal flute spacing
- Provides high degree of accuracy of leave smooth sides
- For blind hole / through hole



Unit:mm

Order No. 訂購編碼	D	L1	L2	L	Ds	F
DRSN0299090UX	2.99	15	35	60	4	4
DRSN0300090UX	3.00	15	35	60	4	4
DRSN0301090UX	3.01	15	35	60	4	4
DRSN0302090UX	3.02	15	35	60	4	4
DRSN0310090UX	3.10	15	35	60	4	4
DRSN0320090UX	3.20	15	35	60	4	4
DRSN0330090UX	3.30	15	35	60	4	4
DRSN0340090UX	3.40	15	35	60	4	4
DRSN0350090UX	3.50	18	35	60	4	4
DRSN0360090UX	3.60	18	35	60	4	4
DRSN0370090UX	3.70	18	35	60	4	4
DRSN0380090UX	3.80	18	35	60	4	4
DRSN0390090UX	3.90	18	35	60	4	4
DRSN0399090UX	3.99	19	50	75	4	4
DRSN0400090UX	4.00	19	50	75	4	4
DRSN0401090UX	4.01	19	50	75	4	4
DRSN0402090UX	4.02	19	50	75	4	4
DRSN0410090UX	4.10	19	50	75	6	4
DRSN0420090UX	4.20	19	50	75	6	4
DRSN0430090UX	4.30	19	50	75	6	4
DRSN0440090UX	4.40	19	50	75	6	4
DRSN0450090UX	4.50	21	50	75	6	4
DRSN0460090UX	4.60	21	50	75	6	4
DRSN0470090UX	4.70	21	50	75	6	4
DRSN0480090UX	4.80	21	50	75	6	4
DRSN0490090UX	4.90	21	50	75	6	4
DRSN0499090UX	4.99	23	50	75	6	6
DRSN0500090UX	5.00	23	50	75	6	6
DRSN0501090UX	5.01	23	50	75	6	6
DRSN0502090UX	5.02	23	50	75	6	6
DRSN0510090UX	5.10	23	50	75	6	6
DRSN0520090UX	5.20	23	50	75	6	6
DRSN0530090UX	5.30	23	50	75	6	6
DRSN0540090UX	5.40	23	50	75	6	6
DRSN0550090UX	5.50	26	50	75	6	6
DRSN0560090UX	5.60	26	50	75	6	6
DRSN0570090UX	5.70	26	50	75	6	6
DRSN0580090UX	5.80	26	50	75	6	6
DRSN0590090UX	5.90	26	50	75	6	6
DRSN0599090UX	5.99	26	65	100	6	6
DRSN0600090UX	6.00	26	65	100	6	6
DRSN0601090UX	6.01	26	65	100	6	6
DRSN0602090UX	6.02	26	65	100	6	6
DRSN0650090UX	6.50	28	65	100	8	6
DRSN0699090UX	6.99	31	70	109	8	6
DRSN0700090UX	7.00	31	70	109	8	6
DRSN0701090UX	7.01	31	70	109	8	6
DRSN0702090UX	7.02	31	70	109	8	6

Order No. 訂購編碼	D	L1	L2	L	Ds	F
DRSN0750090UX	7.50	31	70	109	8	6
DRSN0799090UX	7.99	33	80	109	8	6
DRSN0800090UX	8.00	33	80	109	8	6
DRSN0801090UX	8.01	33	80	109	8	6
DRSN0802090UX	8.02	33	80	109	8	6
DRSN0850090UX	8.50	33	80	125	10	6
DRSN0899090UX	8.99	36	85	125	10	6
DRSN0900090UX	9.00	36	85	125	10	6
DRSN0901090UX	9.01	36	85	125	10	6
DRSN0902090UX	9.02	36	85	125	10	6
DRSN0950090UX	9.50	36	85	125	10	6
DRSN0999090UX	9.99	38	85	125	10	6
DRSN1000090UX	10.00	38	85	125	10	6
DRSN1001090UX	10.01	38	85	125	10	6
DRSN1002090UX	10.02	38	85	125	10	6
DRSN1050090UX	10.50	38	85	125	12	6
DRSN1099090UX	10.99	41	100	150	12	6
DRSN1100090UX	11.00	41	100	150	12	6
DRSN1101090UX	11.01	41	100	150	12	6
DRSN1102090UX	11.02	41	100	150	12	6
DRSN1150090UX	11.50	41	100	150	12	6
DRSN1199090UX	11.99	44	100	150	12	6
DRSN1200090UX	12.00	44	100	150	12	6
DRSN1201090UX	12.01	44	100	150	12	6
DRSN1202090UX	12.02	44	100	150	12	6

Holemaking

Recommended Cutting Conditions 建議切削數據

DRMN, DRSN Series (External Coolant 外冷)

Work Material		Drill Diameter	Ø3-6mm		Ø6.1~10mm		Ø10.1-12mm	
		Hardness	Vc (m/min)	Feed (mm/rev)	Vc (m/min)	Feed (mm/rev)	Vc (m/min)	Feed (mm/rev)
P	Mild Steel	(<180HB)	10~20	0.03~0.12	10~20	0.06~0.2	10~20	0.1~0.22
	Carbon Steel	(180~280HB)	10~16	0.03~0.12	10~16	0.06~0.2	10~16	0.1~0.22
	Alloy Steel	(280~350HB)	8~12	0.03~0.12	8~12	0.06~0.2	8~12	0.1~0.22
M	Stainless Steel	-	-	-	-	-	-	-
K	Cast Iron	(<350Mpa)	8~16	0.03~0.12	8~16	0.06~0.02	8~16	0.1~0.22
	Ductile Cast Iron	(<450Mpa)	8~16	0.03~0.12	8~16	0.06~0.02	8~16	0.1~0.22
N	Aluminum <12% Si	-	20~30	0.03~0.13	20~30	0.07~0.23	20~30	0.1~0.28
	Aluminum >12% Si	-	20~30	0.03~0.13	20~30	0.07~0.23	20~30	0.1~0.28
S	Heat Resistant Alloy	-	-	-	-	-	-	-
H	Hardened Material	-	-	-	-	-	-	-

DRSC Series (Internal Coolant 內冷)

Work Material		Drill Diameter	Ø3-6mm		Ø6.1~10mm		Ø10.1-12mm	
		Hardness	Vc (m/min)	Feed (mm/rev)	Vc (m/min)	Feed (mm/rev)	Vc (m/min)	Feed (mm/rev)
P	Mild Steel	(<180HB)	40~70	0.1~0.2	40~70	0.1~0.24	40~70	0.1~0.3
	Carbon Steel	(180~280HB)	25~50	0.1~0.2	25~50	0.1~0.24	25~50	0.1~0.3
	Alloy Steel	(280~350HB)	15~25	0.08~0.16	15~25	0.08~0.2	15~25	0.08~0.24
M	Stainless Steel	(<200HB)	8~15	0.08~0.16	8~15	0.08~0.18	8~15	0.08~0.2
K	Cast Iron	(<350Mpa)	35~60	0.1~0.32	35~60	0.1~0.36	35~60	0.1~0.4
	Ductile Cast Iron	(<450Mpa)	20~45	0.1~0.24	20~45	0.1~0.28	20~45	0.1~0.32
N	Aluminum <12% Si	-	110~195	0.12~0.32	110~195	0.12~0.36	110~195	0.12~0.4
	Aluminum >12% Si	-	105~180	0.12~0.32	105~180	0.12~0.36	105~180	0.12~0.4
S	Heat Resistant Alloy	-	8~15	0.08~0.16	8~15	0.08~0.18	8~15	0.08~0.2
H	Hardened Material	-	-	-	-	-	-	-

DBP Finsih Boring



- Single bit finsih boring head.
- Easy to adjust boring diameter.
- Boring Range 20 ~ 202mm.
- 單刃精搪頭使用 1 片刀片
- 易於調整加工孔徑
- 精搪孔範圍 20~202mm

→ Page D084

DBR Rough Boring

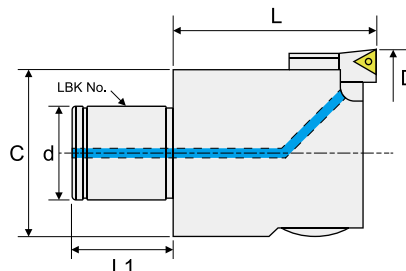


- Twin bit rough boring head.
- Easy to adjust boring diameter.
- Boring Range 25 ~ 204mm.
- 雙刃粗搪頭使用 2 片刀片
- 易於調整加工孔徑
- 粗搪孔範圍 25~204mm

→ Page D085

DBP Finsih Boring Head · Internal Coolant 捨棄式單刃精搪刀

- Finish boring head is suitable for finish boring
- Coolant nozzle easily cools the insert, elongating its working life.
- Boring diameter from 20mm to 202mm.

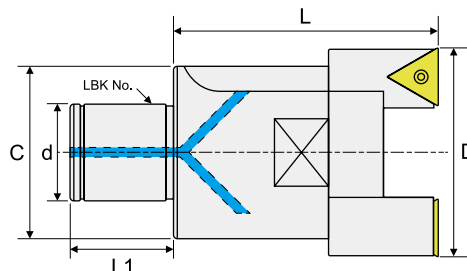


Order No. 訂購編碼	LBK No.	D (Boring Range)	C	d	L1	L	Insert
IDBCBH20TC09	LBK1	20~26	19	11	13	35	TC..0902
IDBCBH25TC09	LBK2	25~33	24	14	16	40	
IDBCBH32TC09	LBK3	32~42	31	18	20	40	
IDBCBH40TC09	LBK4	40~55	39	22	24	50	
IDBCBH52TC11	LBK5	52~75	50	28	30	60	TC..1102
IDBCBH68TC11	LBK6	68~102	64	36	40	70	
IDBCBH100TC11	LBK6	100~152	90	36	40	70	
IDBCBH150TC11	LBK6	150~202	140	36	40	70	
IDBCBH100ATC11	LBK7	100~152	90	58	50	70	
IDBCBH150ATC11	LBK7	150~202	140	58	50	70	

※ For inserts, please refer to turning inserts 搭配刀片，請參考車刀片

DBR Rough Boring Head · Internal Coolant 捨棄式雙刀粗搪刀

- Thickened cartridge with higher rigidity.
- Coolant nozzle easily cools the insert, elongating its working life.
- The design of chip pocket, improving chip flow of deep boring.
- Clamp plate solidifies cartridges and head, upgrading cutting rigidity.
- Patented step boring design; suitable for both level boring and step boring.

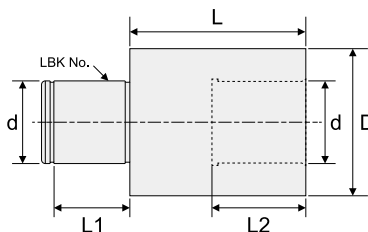


	Order No. 訂購編碼	LBK No.	D (Boring Range)	C	d	L1	L	Insert
	IDBRBH25LACC06	LBK2	25~35	24	14	16	50	CC..06
	IDBRBH32LACC06	LBK3	32~45	31	18	20	60	CC..06
	IDBRBH32LATC11	LBK3	32~45	31	18	20	60	TC..11
	IDBRBH40LACC09	LBK4	40~55	39	22	24	74	CC..09
	IDBRBH40LATC16	LBK4	40~55	39	22	24	74	TC..16
	IDBRBH40LASC09	LBK4	40~55	39	22	24	74	SC..09
	IDBRBH52LACC09	LBK5	52~75	50	28	30	80	CC..09
	IDBRBH52LATC16	LBK5	52~75	50	28	30	80	TC..16
	IDBRBH52LASC09	LBK5	52~75	50	28	30	80	SC..09
	IDBRBH68LACC12	LBK6	68~100	66	36	40	90	CC..12
	IDBRBH68LATC16	LBK6	68~100	66	36	40	90	TC..16
	IDBRBH90LACC12	LBK6	90~130	88	36	40	100	CC..12
IDBRBH90LATC16	LBK6	90~130	88	36	40	100	TC..16	
	IDBRBH90ALACC12	LBK7	90~130	88	58	50	100	CC..12
	IDBRBH90ALATC16	LBK7	90~130	88	58	50	100	TC..16
	IDBRBH120ALACC12	LBK7	120~164	100	58	50	95	CC..12
	IDBRBH160ALACC12	LBK7	160~204	130	58	50	95	CC..12

※ For inserts, please refer to turning inserts 搭配刀片，請參考車刀片

Holemaking

DBE Constant Diameter Extension 等徑搪刀延長桿



Order No. 訂購編碼	LBK No.	d	D	L	L1	L2	Applicable Boring Heads
IDBELBK1130L	LBK1	11	19	30	13	15	IDBCBH20
IDBELBK2230L	LBK2	18	24	30	16	18	IDBCBH25; IDBRBH25
IDBELBK3330L	LBK3	22	31	30	20	22	IDBCBH32; IDBRBH32
IDBELBK4445L	LBK4	28	39	45	24	32	IDBCBH40; IDBRBH40
IDBELBK5560L	LBK5	36	50	60	30	42	IDBCBH52; IDBRBH52
IDBELBK6660L	LBK6	58	64	60	40	52	IDBCBH68; IDBCBH100; IDBCBH150; IDBRBH68; IDBRBH90
IDBELBK77105L	LBK7	14	88	105	50	26	IDBCBH100; IDBCBH150; IDBRBH90; IDBRBH120; IDBRBH160

Recommended Cutting Conditions 建議切削數據

Work Material		Hardness	Vc (m/min)	fr (mm/rev)
P	Mild Steel	(<180HB)	90~200	0.04~0.14
	Carbon Steel	(180~280HB)	60~180	0.04~0.15
	Alloy Steel	(280~350HB)	50~150	0.04~0.15
M	Stainless Steel	(<200HB)	60~230	0.07~0.12
K	Cast Iron	(<350Mpa)	120~230	0.04~0.13
	Ductile Cast Iron	(<450Mpa)	120~230	0.04~0.13
N	Aluminum <12% Si	-	120~700	0.04~0.25
	Aluminum >12% Si	-	120~700	0.04~0.25
S	Heat Resistant Alloy	-	20~80	0.04~0.05
H	Hardened Material	-	20~70	0.04~0.05

DBBT Boring Taper Shank for DBP, DB Heads 捨棄式搪刀刀柄



Fig. 1

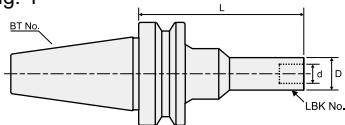
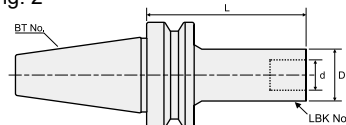


Fig. 2



Order No. 訂購編碼	Fig	LBK No.	L	D	d	Applicable Boring Heads
IDBBT30LBK1070L	2	LBK1	70	19	11	IDBCBH20
IDBBT30LBK2080L		LBK2	80	24	14	IDBCBH25; IDBRBH25
IDBBT30LBK3080L		LBK3	80	31	18	IDBCBH32; IDBRBH32
IDBBT30LBK4070L		LBK4	70	39	22	IDBCBH40; IDBRBH40
IDBBT30LBK5060L		LBK5	60	50	28	IDBCBH52; IDBRBH52
IDBBT30LBK6060L		LBK6	60	64	36	IDBCBH68; IDBRBH68; IDBRBH90
IDBBT40LBK1075L		LBK1	75	19	11	IDBCHB20
IDBBT40LBK1090L		LBK1	90			
IDBBT40LBK1105L		LBK1	105			
IDBBT40LBK2085L		LBK2	85	24	14	IDBCBH25; IDBRBH25
IDBBT40LBK2100L		LBK2	100			
IDBBT40LBK2115L		LBK2	115			
IDBBT40LBK3095L		LBK3	95			
IDBBT40LBK3125L		LBK3	125	31	18	IDBCBH32; IDBRBH32
IDBBT40LBK3155L		LBK3	155			
IDBBT40LBK4085L		LBK4	85	39	22	IDBCBH40; IDBRBH40
IDBBT40LBK4130L		LBK4	130			
IDBBT40LBK4175L		LBK4	175			
IDBBT40LBK5075L		LBK5	75	50	28	IDBCBH52; IDBRBH52
IDBBT40LBK5125L		LBK5	125			
IDBBT40LBK5175L	LBK5	175				
IDBBT40LBK6065L	LBK6	65	64	36	IDBCBH68; IDBCBH100; IDBCBH150; IDBRBH68; IDBRBH90	
IDBBT40LBK6115L	LBK6	115				
IDBBT40LBK6165L	LBK6	165				
IDBBT40LBK7100L	LBK7	100	88	58	IDBCBH100; IDBCBH150; IDBRBH90; IDBRBH120; IDBRBH160	
IDBBT50LBK1115L	1	LBK1	115	Ø31(L30) / Ø19	11	IDBCBH20
IDBBT50LBK1145L		LBK1	145			
IDBBT50LBK2125L		LBK2	125	Ø39(L15) / Ø24	14	IDBCBH25; RBH25
IDBBT50LBK2155L	LBK2	155				
IDBBT50LBK3125L	2	LBK3	125	31	18	IDBCBH32; RBH32
IDBBT50LBK3155L		LBK3	155			
IDBBT50LBK4115L		LBK4	115	39	22	IDBCBH40; RBH40
IDBBT50LBK4145L		LBK4	145			
IDBBT50LBK4175L	LBK4	175				
IDBBT50LBK4215L	1	LBK4	215	Ø50(L10) / Ø39	28	IDBCBH52; RBH52
IDBBT50LBK5105L	2	LBK5	105	50		
IDBBT50LBK5180L	2	LBK5	180		Ø64(L60) / Ø50	
IDBBT50LBK5240L	2	LBK5	240	64		36
IDBBT50LBK5300L	1	LBK5	300		Ø90(L120) / Ø64	
IDBBT50LBK6095L	2	LBK6	95	88		58
IDBBT50LBK6170L		LBK6	170			
IDBBT50LBK6230L		LBK6	230			
IDBBT50LBK6290L		LBK6	290			
IDBBT50LBK6350L	1	LBK6	350	88	58	IDBCBH100; IDBCBH150; IDBRBH90; IDBRBH120; IDBRBH160
IDBBT50LBK7100L	2	LBK7	100			
IDBBT50LBK7150L		LBK7	150			
IDBBT50LBK7200L		LBK7	200			
IDBBT50LBK7250L		LBK7	250			
IDBBT50LBK7300L		LBK7	300			
IDBBT50LBK7350L		LBK7	350			
IDBBT50LBK7400L		LBK7	400			
IDBBT50LBK7450L		LBK7	450			
IDBBT50LBK7500L		LBK7	500			
IDBBT50LBK7550L		LBK7	550			

Holemaking

TFM Series



- Forming Taps.
- Do not produce chips.
- For non-ferrous metal (Aluminum).
- 全鎢鋼無屑絲攻
- 攻牙時不會產生切屑
- 適合非鐵金屬 (鋁)

→ Page D089

TST Series



- Straight Fluted Taps.
- Strong cutting edges.
- For hardened steel (HRC 40 ~ 60).
- 全鎢鋼直刃絲攻
- 強狀的切削刃
- 適合高硬度鋼加工

→ Page D090

TFMN - Forming Taps

全錳鋼無屑絲攻

P	M	K	N	S	H
			●		

Specification

- Thread type : ISO M
- For non-ferrous metal (Aluminum)
- Chamfer Length(LC) 4P for through holes, 2P for blind holes
- Vc = 15~30 m/min



Fig. 1

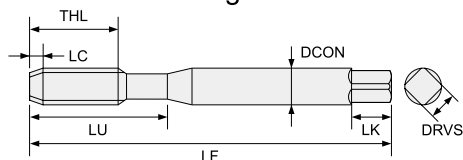
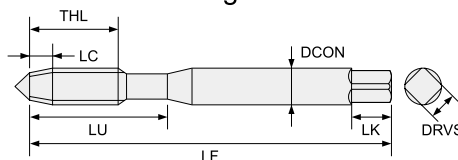


Fig. 2



Unit:mm

Order No. 訂購編碼	Thread	LC	THL	LU	LF	DCON	LK	DRVS	Fig	TAP Limit	Drill Hole
TFMNM01002541	M1×0.25	4P	6	-	50	3	5	2.5	2	RH4	0.92
TFMNM01202541	M1.2×0.25	4P	6	-	50	3	5	2.5	2	RH4	1.12
TFMNM01403041	M1.4×0.3	4P	6	-	50	3	5	2.5	2	RH4	1.29
TFMNM02004021	M2×0.4	2P	8	-	50	3	5	2.5	1	RH4	1.85
TFMNM02004041	M2×0.4	4P	8	-	50	3	5	2.5	2	RH4	1.85
TFMNM03005021	M3×0.5	2P	11	19	50	4	6	3.2	1	RH5	2.8
TFMNM03005041	M3×0.5	4P	11	19	50	4	6	3.2	2	RH5	2.8
TFMNM04007021	M4×0.7	2P	13	21	50	5	7	4	1	RH6	3.7
TFMNM04007041	M4×0.7	4P	13	21	50	5	7	4	2	RH6	3.7
TFMNM05008021	M5×0.8	2P	16	24	60	6	7	4.5	1	RH7	4.65
TFMNM05008041	M5×0.8	4P	16	24	60	6	7	4.5	2	RH7	4.65
TFMNM06010021	M6×1.0	2P	19	29	60	6	7	4.5	1	RH7	5.55
TFMNM06010041	M6×1.0	4P	19	29	60	6	7	4.5	2	RH7	5.55

Holemaking

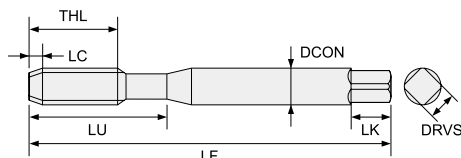
TSTN - Straight Fluted Taps

全鎢鋼直刃絲攻

P	M	K	N	S	H
					●

Specification

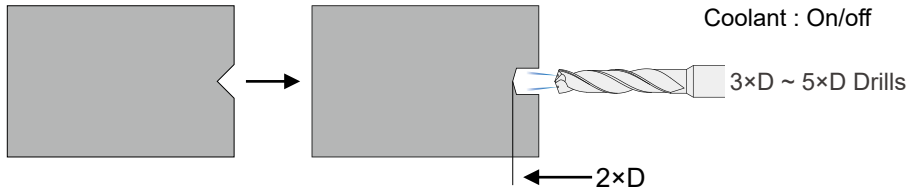
- Thread type : ISO M
- For hardened steel (HRC 40 ~ 60)
- New UNIX Smooth Coating
- Vc = 2~4 m/min



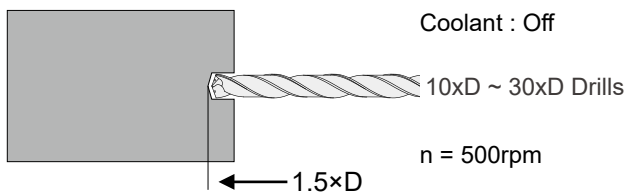
Unit:mm

Order No. 訂購編碼	Thread	LC	THL	LU	LF	DCON	LK	DRVS	Flutes	TAP Limit	Drill Hole
TSTNM04007031UX	M4×0.7	2.5~3P	13	21	50	5	7	4	4	OH3	3.3
TSTNM05008031UX	M5×0.8	2.5~3P	16	24	60	6	7	4.5	4	OH3	4.2
TSTNM06010031UX	M6×1.0	2.5~3P	19	29	60	6	7	4.5	5	OH3	5.0
TSTNM08012531UX	M8×1.25	2.5~3P	20	35	75	8	9	6	5	OH3	6.75
TSTNM10012531UX	M10×1.25	2.5~3P	22	39	75	10	11	8	5	OH3	8.75

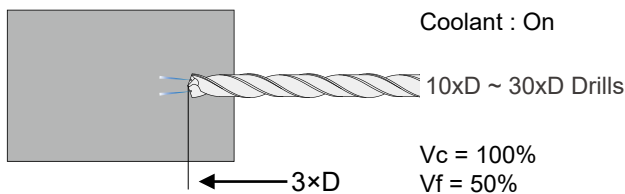
1 Spotting & piloting 定位及導引孔加工



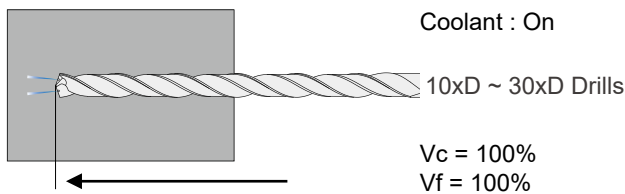
2 Long drill into pilot hole 深孔鑽頭進入導引孔



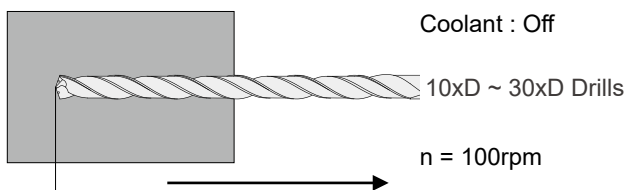
3 Spotting 深孔定位加工



4 Deep Hole drilling 深孔加工



5 Retracting 鑽頭退出



Trouble 情況	Occurrences 原因	Countermeasures 對策
Deformation of hole 鑽孔成橢圓	Becoming thread scratch in the hole 形成螺紋刮痕	<ol style="list-style-type: none"> 1. Check for suitable guide-bush 使用適合之鑽套 2. Reduce relief angle 減少間隙角度 3. Check for proper point angle & length of lips 檢查鑽頭尖端角度及兩邊長度是否對稱
	Generation of chattering & vibration 產生顫動、振動	<ol style="list-style-type: none"> 1. Reduce relief angle 減少間隙角度 2. Grind web thinning 腹板削薄 3. Shortening length of drill 縮短鑽頭長度，增加剛性 4. Check for proper drill 檢查鑽頭角度研磨是否正確 5. Check for chuck & collet & socket 檢查夾具與鑽頭接觸情形 6. Pre-centering 預先鑽好中心孔 7. Inspect rigidity of the drill machine 提高工作機械的剛性
	Poor chip evacuation 切屑排出不易	<ol style="list-style-type: none"> 1. Increase feed 加大每週進給量 2. Check for proper helix angle 選擇正確螺旋角 3. Check for proper chip space 加大槽寬比 4. Using step feed 採用間歇式進給
Deflection of hole 鑽孔傾斜	Drill won't enter work 剛切入時不良	<ol style="list-style-type: none"> 1. Check for suitable guide-bush 使用適合之鑽套 2. Reduce feed 減少切入時之每週進給量 3. Pre-centering 預先鑽好中心孔
	Insufficient rigidity of drill 鑽頭剛性不良	Shortening length of drill 縮短鑽頭長度，增加剛性
	Unsuitable angle 鑽頭角度不對	Regrinding 再研磨
Excessive wear of cutting edge 外角磨損	Cutting speed too high 切削速度太快	<ol style="list-style-type: none"> 1. Reduce cutting speed 降低切削速度 2. Check lip relief 加大間隙角 3. Increase coolant flow 充分供給切削液 4. Check for proper material 提高鑽頭之材質

Trouble 情況	Occurrences 原因	Countermeasures 對策
Poor surface conditions of work piece 孔壁粗糙	Excessive wear of cutting edge 刀刃磨損太大	Regrinding 再研磨
	Too much feed 進刀速度太大	Decrease feed 降低進刀速度
	Chips clog in hole 切屑阻塞	Add number of exit 增加退刀次數
	The others 其他	1.Thin web 腹板削薄 2.Check for proper guide-bush 使用適合導套 3.Use the highly rigid spindle 採用高剛性主軸
Breakage 切削中鑽頭折斷	Feed too heavy 進給量太大	Decrease feed rate 減少每週進給量
	Chips clog in hole 切屑阻塞	1.Check for proper chip space 加大槽寬比 2.Check for proper helix angle 選擇適當之螺旋角度
	Insufficient rigidity of drill 鑽頭剛性不足	1.Reduce feed 減少每週進給量 2.Shortening length of drill 縮短鑽頭長度，增加剛性 3.Increasing web thickness 腹板厚度加大
	Unstable in throughout hole drilling 貫穿時安定性不夠 (工件不完全被夾住)	1.Reduce feed while throughout drilling 降低貫穿時的每週進給量 2.Check set up rigidity 工作保持固定 3.Use the highly rigid spindle 採用高剛性主軸
Chipping 切唇崩刃	Feed speed too high 進給速度太快	Decrease feed rate 減少每週進給量
	Tool high lip relief angle 切刃強度不足 (過度的間隙角度)	1.Reduce lip relief angle 減少間隙角度 2.Reduce feed in drilling 降低貫空時的每週進給量 3.Check set up rigidity 工作保持固定
	During oversize operation 使用在擴孔作業時	1.Properly grind point angle 加大尖端角度 2.Reduce cutting speed 降低切削速度
Hole oversize 孔徑擴大	Point angle is not properly, large chip of one flute; small chip of other flute 尖端角度未對稱或刃大小不一	1.Regrinding 再研磨 2.Thin web 腹板削薄 3.Properly grind point angle 減少尖端角度 4.Guide-bush 使用鑽套

DIN Material Chart


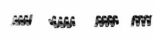





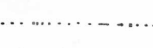

Material Group	Description	Content	Tensile Strength RM (MPa)*	Hardness (HB)	Hardness (HRC)	DIN Standards
P1	Low-Carbon Steels	C < 0.25%	< 530	< 125	-	C15, Ck22, ST37-2, S235JR, 9SMnPb28, GS38
P2	Medium-Carbon Steels, High-Carbon Steels	C > 0.25%	> 530	< 220	< 25	ST52, S355JR, C35, GS60, Cf53
P3	Alloy Steels, Tool Steels	C > 0.25%	600 ~ 850	< 330	< 35	16MnCr5, Ck45, 21CrMoV5-7, 38SMn28
P4	Alloy Steels, Tool Steels	C > 0.25%	800 ~ 1000	350 ~ 450	35 ~ 48	100Cr6, 105MnCr4, 51CrMnV4, 105WCr6, 100Cr2
P5	Ferritic, Martensitic, PH Stainless Steels	C = 0-0.4%	600 ~ 850	< 330	< 35	X6Cr13, X10Cr13, X20Cr13, X12CrMoS17, X20CrMo13
P6	High-Strength Ferritic, Martensitic, PH Stainless Steels	C = 0.1-0.6%	900 ~ 1350	350 ~ 450	35 ~ 48	X40CrMoV51, H1, X155CrVMo121, S6-5-2-5, X45Cr13, X120Mn12
M1	Austenitic Stainless Steel	C = 0.05-0.15%	< 650	130 ~ 200	-	X5CrNi1810, GX6CrNiMo1810, X6CrNiMoTi17122, X8CrNiMoAl1572
M2	High-Strength Austenitic Stainless and Cast Stainless Steels	C = 0.05-0.15%	500 ~ 700	150 ~ 230	< 25	X2CrNiMo134, X10CrNi189, X5CrNiCuNb1744
M3	Duplex Stainless Steel	C = 0.05-0.2%	< 900	135 ~ 275	< 30	X2CrNiMoN2315, X20CrNiSi254, GX40CrNiSi274, X2CrNiMoN2253
K1	Grey Cast Iron	-	150 ~ 400	120 ~ 290	< 32	GG10, GG15, GG20, GG25, GG40
K2	Low- and Medium-Strength Ductile Irons and Compacted Graphite Irons (CGI)	-	400 ~ 600	130 ~ 260	< 28	GGG35.3, GGG40.3, GGG70
K3	High-Strength Ductile Irons and Austempered Ductile Iron (ADI)	-	600 ~ 900	180 ~ 350	< 43	GTW-35-04, GTW-65, GTS-35-10, GTS-45-06
N1	Wrought Aluminium	-	< 520	60 ~ 90	-	AlMg1, Al99.5, AlCuMg1, AlCuBiPb, AlMgSi1, AlMgSiPb
N2	Low-Silicon Aluminium Alloys	Si < 12.2%	< 350	70 ~ 120	-	GAlSiCu4, GDAISi10Mg
N3	High-Silicon Aluminium Alloys	Si > 12.2%	200 ~ 320	60 ~ 120	-	G-ALSi12, G-ALSi17Cu4, G-ALSi21CuNiMg
N4	Copper and Copper Alloys	-	200 ~ 650	60 ~ 200	-	CuZn40, Ms60, G-CuSn5ZnPb, CuZn37, CuSi3Mn
N5	Nylon, Plastics	-	-	-	-	Lexan, Hostalen, Polystyrol, Makrolon
N6	Carbon, Graphite Composites, CFRP	-	600 ~ 1500	-	-	CFRP, CFK, GFK
S1	Iron-Based, Heat-Resistant Alloys	-	500 ~ 1200	160 ~ 260	25 ~ 48	X1NiCrMoCu32287, X12NiCrSi3616, X5NiCrAlTi3120, X40CoCrNi20 20
S2	Cobalt-Based, Heat-Resistant Alloys	-	1000 ~ 1450	250 ~ 450	25 ~ 48	Haynes 188, Stellite 6, 21, 31
S3	Nickel-Based, Heat-Resistant Alloys	-	600 ~ 1700	160 ~ 450	33 ~ 48	NiCr29Fe, NiCr22Mo9Nb, NiCr20Mo, NiCr19FeNbMo, NiCr16Fe7TiAl
S4	Titanium and Titanium Alloys	-	900 ~ 1600	300 ~ 400	33 ~ 48	Ti1, TiAl5Sn2, TiAl6V4, TiAl4Mo4Sn2
H1	Hardened Materials	-	-	< 460	< 48	GX260NiCr42, GX330NiCr42, GX300CrNiSi952, GX300CrMo153
H2	Hardened Materials	-	-	460 ~ 560	48 ~ 55	-
H3	Hardened Materials	-	-	560 ~ 650	56 ~ 60	-
H4	Hardened Materials	-	-	> 650	> 60	-

Cutting Tools Evaluation Report

刀具切削報告

Company 公司名			Department 部門		Name of Contact 聯絡人	
Address 地址			TEL 電話		Date 測試日期	
Material 工件	Material Name 材質名稱		Remark: 備註			
	Hardness 硬度					
	Quantity 加工數量					
Machine 機械	Machine No. 機台型號					
	Power 主軸出力					
Tools 工具	Brand Name 品牌					
	Part Number 型號					
	Tool Diameter 刀具刃徑					
	Tool tooth 刀具齒數					
	External / Internal Coolant 外冷 / 內冷					
Cutting Conditions 切削條件	Vc (m/min) 切削速度					
	fz (mm/tooth) for Milling 每刃進給量 (銑削)					
	fz (mm/rev) for Turning or Drilling 每轉進給量 (車削或鑽削)					
	ap (mm) 切深					
	ae (mm) 切寬					
	Cutting time or pcs 加工時間或件數					
	Wet / Dry 濕式 / 乾式					
Results 結果	Tool Life Criterion 壽命判定標準					
	Chips Types 切屑類型					
Appraise 綜合評價	Overall Rating 性能、成本等總體評價					
	Accept 接受	<input type="checkbox"/> Yes <input type="checkbox"/> No 是 否	<input type="checkbox"/> Yes <input type="checkbox"/> No 是 否	<input type="checkbox"/> Yes <input type="checkbox"/> No 是 否	<input type="checkbox"/> Yes <input type="checkbox"/> No 是 否	<input type="checkbox"/> Yes <input type="checkbox"/> No 是 否

Tool Life Criterion 壽命判斷標準	① Change constant 加工數量
	② Surface roughness 表面粗糙度
	③ Dimensional change 加工精度
	④ Happen burr 產生毛邊
	⑤ Spindle load 主軸負載
	⑥ Situation of tip control 尖點損耗
	⑦ Tool wear 刀具磨損
	⑧ Chipping, breaks 刀具崩刃、碎裂

Chips Types 切屑類型	① 	⑥ 
	② 	⑦ 
	③ 	⑧ 
	④ 	⑨ 
	⑤ 	



We provide cutting tool total solutions including milling, turning and holemaking

我們提供銑削、車削和鑽削的刀具整體解決方案

WINSTAR CUTTING TECHNOLOGIES CORP.

TEL : +886-6-3840386

FAX : +886-6-3840387

🌐 www.winstarcutting.com

✉ info@winstarcutting.com



萬事達切削科技股份有限公司

